



Extender

Thank you for purchasing the DOME Extender, a device that amplifies Z-Wave signals and increases the reach of your controller, ensuring your devices stay connected. The extender consists of an LED light which serves dual purposes depending upon the requirement: in full brightness mode, it works as an indicator or regular on/off light and in nightlight mode, it works as a night light. The extender also includes a suction cup which enables mounting onto any smooth surface.

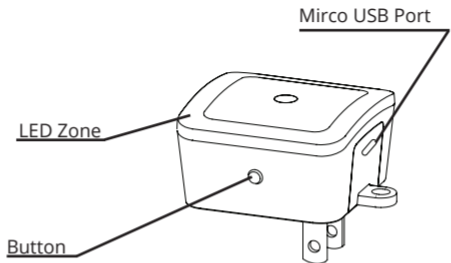


Figure 1: The Extender

Including/Connecting into the Z-Wave Network:

Follow the instructions for your Z-Wave certified Controller to enter inclusion mode

When prompted by the Controller:

1. For proper inclusion, bring the Extender to the final location where it will be used*

2. Plug the Extender into an outlet or use a micro USB (not included) to power it

The LED will flash 5 times indicating successful inclusion

Switching modes

The Extender has two modes: nightlight and full brightness.

In nightlight mode, the extender acts like a normal nightlight. In full brightness mode, the light can be turned on or off. To switch between modes, press and hold the side button for 3 seconds, until the LED flashes once

*For non Z-Wave Plus networks, please consult the owner's manual for your primary Controller to determine the best method and location for adding the Extender to your Z-Wave network.

Excluding/Disconnecting from the Z-Wave Network:

Follow the instructions for your Z-Wave certified Controller to enter exclusion mode

When prompted by the Controller:

1. Press the Button quickly 3 times in a row

The LED will flash 5 times indicating successful exclusion/disconnection

Restoring the Extender to the Factory Default Settings:

To disconnect from the Z-Wave Network and restore factory default settings:

1. Hold the Button for 10 seconds until the LED blinks 10 times, then release the button

Only do this if the Controller is missing or otherwise unreachable!

LED Behavior

Behavior	Event
Blinks 1x every second (0.5s On, 0.5s Off)	Extender is in inclusion mode (for 30s)
	Extender is in exclusion mode (for 10s)
LED is Off	Extender is in 'nightlight mode' but it is bright in the room
	Extender is in 'full brightness mode' & is set to Off
LED is On	Extender is in 'nightlight mode' but it is dark in the room
	Extender is in 'full brightness mode' & is set to On
Blinks 5x fast (0.25s On, 0.25s Off, repeat 5x)	Extender successfully added to Z-Wave network
	Extender removed from Z-Wave network

Blinks 10x fast (0.25s On, 0.25s Off, repeat 10x)	Extender successfully reset
Blinks 1x fast (0.5s On, 0.25s Off, 0.25s Off, resume operation)	Mode switched
Stays on for 2s	Extender is plugged in

Installation:

The Extender can be plugged directly into a standard power outlet, or mounted on a wall/window with screws (not included)/suction cup and USB power supply (not included).

Installation on the Power Outlet (Secured with Screw):

1. Unscrew the wall plate screw adjacent to the outlet the Extender will be plugged into
2. Plug in the Extender, making sure the screw flange (see Figure 2) is directly over the wall plate's screw hole

3. Secure the Extender in place by replacing the wall plate screw

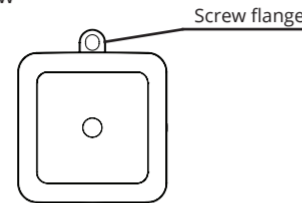


Figure 2: Screw flange

Installation on the Power Outlet (Unsecured):

1. Plug in the Extender

Installation on a wall or window:

1. Unscrew the Power plug insert from the Extender and replace it with the Wall mount insert (see Figure 3)
2. Either secure a screw into a wall with a dry wall anchor or mount the included suction cup on the desired location on the window. It is

best to mount the Extender as high as possible to avoid limiting its effective range with obstacles like tables and chairs.

3. Slide the screw head or the knob of the suction cup into the keyhole slot on the Extender
4. Plug the micro USB cable into the Extender and power up the device by plugging it into the power outlet.

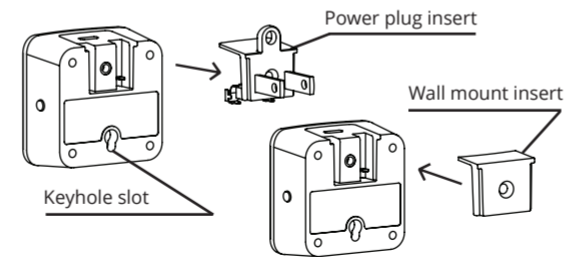


Figure 3: Unscrewing Power plug insert and replacing with Wall mount insert

NEED HELP? CONTACT DOME CUSTOMER SERVICE

If you have questions, our trained Customer Service Department is happy to assist you 24 hours a day, 7 days a week. Contact Dome Customer Service as follows: • In North America dial: 1-855-249-1754 • Email Dome at support@domeHA.com

DO NOT RETURN THIS PRODUCT TO THE STORE OR WEBSITE FROM WHICH IT WAS PURCHASED If you believe the product is defective, has a missing or broken part or are having difficulty with it please contact Dome as listed above for a quick and efficient solution to the problem.

Legal Notices: This device complies with part 15 of the FCC rules. Operation is subject to the following two conditions (1) This device may not cause harmful interference, and (2) this device must accept any interference received, including interference that may cause undesired operation.

Note: This equipment has been tested and found to comply with the limits for a Class B digital device, pursuant to part 15 of the FCC Rules. These limits are designed to provide reasonable protection against harmful interference in a residential installation. This equipment generates, uses and can radiate radio frequency energy and, if not installed and used in accordance with the instructions, may cause harmful interference to radio communications.

However, there is no guarantee that interference will not occur in a particular installation. If this equipment does cause harmful interference to radio or television reception, which can be determined by turning the equipment off and on, the user is encouraged to try to correct the interference by one or more of the following measures: Reorient or relocate the receiving antenna; increase the separation between the equipment and the receiver; connect the equipment into an outlet on a circuit different from that to which the receiver is connected. Consult the dealer or an experienced radio/TV technician for help.

This device complies with Industry Canada license-exempt RSS standard(s). Operation is subject to the following two conditions: (1) this device may not cause interference, and (2) this device must accept any interference, including interference that may cause undesired operation of the device.

Changes or modifications not expressly approved by the party responsible for compliance could void the user's authority to operate the equipment

STATEMENT OF WARRANTY : 1 Year Limited Warranty

Elexa Consumer Products will not honor the warranty if the product is purchased through an unauthorized seller. Elexa Consumer Products, Inc. ("ECP") warrants to the original retail purchaser ("Purchaser") that the Dome Extender (the "Product") will be free of defects in materials or workmanship under use for one (1) year from the date of purchase (the "Warranty period").

For the Purchaser only, if the Product fails to perform as specified during the Warranty Period due to defective parts or faulty workmanship, ECP will repair or replace the defective or damaged parts of the Product. Normal wear and tear is not covered nor is abnormal use, misuse, mishandling, faulty installation, improper shipping, damage caused by disasters such as fire, flood or earthquake, neglect, accident or tampering. This warranty covers only normal use in the United States or Canada.

To obtain warranty service during the Warranty Period, call Dome Customer Service (1-855-249-1754) or email: support@domeha.com for instructions on sending damaged parts and documentation for a Return Merchandise Authorization (RMA). Products returned to ECP for repair or replacement without authorization will be returned at the sender's expense. All warranty claims must be accompanied by a legible copy of the original receipt showing date and details of purchase. ECP will repair or replace defective parts and return them at ECP's cost by a shipping method selected by ECP. When contacting ECP to obtain an RMA, Purchaser may request expedited return shipping at Purchaser's expense.

THIS WARRANTY IS NOT TRANSFERABLE, AND, TO THE MAXIMUM EXTENT PERMITTED BY APPLICABLE LAW IS IN LIEU OF ALL OTHER WARRANTIES, REPRESENTATIONS AND CONDITIONS, EXPRESSED OR IMPLIED, STATUTORY OR OTHERWISE, INCLUDING BUT NOT LIMITED TO THE IMPLIED WARRANTIES OF MERCHANTABILITY AND FITNESS FOR A PARTICULAR PURPOSE. NO OTHER PERSON OR REPRESENTATIVE IS AUTHORIZED TO MAKE ANY OTHER WARRANTY ON BEHALF OF ECP OR ASSUME FOR ECP ANY OTHER LIABILITY IN CONNECTION WITH THE SALE OF THIS PRODUCT. IN NO EVENT WILL ECP BE LIABLE FOR ANY DAMAGES, INCLUDING BUT NOT LIMITED TO INCIDENTAL, SPECIAL OR CONSEQUENTIAL DAMAGES ARISING OUT OF THE USE OR INABILITY TO USE THE PRODUCT, INCLUDING DAMAGES DUE TO ECP'S NEGLIGENCE. THIS WARRANTY GIVES YOU SPECIFIC LEGAL RIGHTS, AND YOU MAY ALSO HAVE OTHER RIGHTS WHICH VARY FROM STATE TO STATE AND COUNTRY TO COUNTRY.

CORRECT DISPOSAL OF BATTERIES IN THIS PRODUCT

This marking on the product, accessories or literature indicates that the product and its electronic accessories should not be disposed of with other household waste.

To prevent possible harm to the environment or human health from uncontrolled waste disposal, please separate these items from other types of waste and recycle them responsibly to promote the sustainable reuse of material resources.

Household users should contact either the retailer where they purchased this product, or their government office, for details of where and how they can take these items for environmentally safe recycling.

Business users should contact their supplier and check the terms and conditions of the purchase contract. This product and its electronic accessories should not be mixed with other wastes for disposal.

This marking on the battery, manual or packaging indicates that the batteries in this product should not be disposed of with other household waste. Where marked, the chemical symbols Hg, Cd or Pb indicate that the battery contains mercury, cadmium or lead above the reference levels in EC Directive 2006/66. If batteries are not properly disposed of, these substances can cause harm to human health or the environment.

FCC ID: VII-DMEX1
IC: 22838-DMEX1001

©2016 Elexa Consumer Products, Inc.
2275 Half Day Rd, Suite 160
Bannockburn, IL 60015

www.domeHA.com



Intertek
5010995

CONFORMS TO
UL STD. 60950-1

CERTIFIED TO
CSA STD. C22.2
No. 60950-1

