

Thank you for purchasing the CM Storm Quick Fire TK!

A rugged gaming keyboard using the highest grade gold plated mechanical switches (CHERRY MX) rated for over 50 million keystrokes.

Using Your CM Storm Quick Fire TK Keyboard

Accessing Advanced Functions

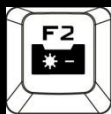
Just like on a Laptop, pressing the FN key at the same time as any of the F1-F12 keys enables a second function programmed to this key.

By holding the FN key pressed for 3 seconds you can lock the FN key in an always on state. Pressing the FN key for 3 seconds again restores the F1-F12 keys to their default functions.

LED Backlight Control



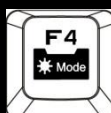
→ ON/OFF



→ Brightness down



→ Brightness up



→ LED mode

Mode 1: Gaming Cluster (W, A, S, D)

Mode 2: Full LED backlight

Mode 3: Full LED backlight (breathing)

Media Keys

In FN-Lock mode F5-F11 act as media keys and let you control your favorite media player as well as your speaker/headset volume.



Windows Key Lock

In FN-Lock mode F12 key lets you disable the Windows keys so you don't get kicked out of a gaming session by accident.



Switching between full N key and 6 key rollover


In FN-Lock mode pressing the ESC and N key at the same time switches the Keyboard to NKRO mode. Pressing the ESC and 6 key switches the Keyboard to 6KRO mode.



+



→ 6KRO



+



→ Full NKRO

Note: NKRO mode is not supported on MACs and prevents some PCs from booting

Package Content:

- Quick Fire TK Mechanical Gaming Keyboard
- User Guide
- Keycap puller
- 1.8 m braided USB Cable

System Requirements

- PC or PC compatible device with a USB port
- Windows® XP/Vista/7/8

Warranty

2 years limited manufacturer warranty

Damages as a result of removing keycaps improperly are not covered by the warranty

Technical Support

Free technical support and FAQs can be found on www.cmstorm.com

For free live-chat support visit www.coolermaster.com/livehelp