








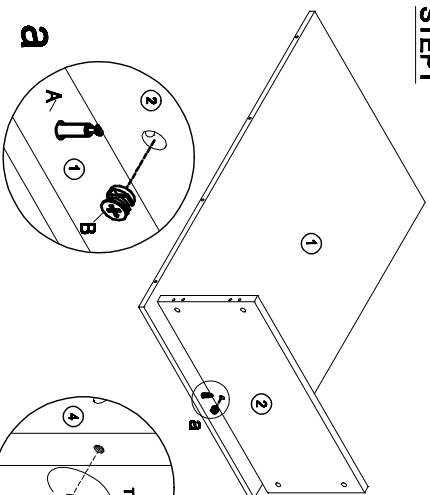


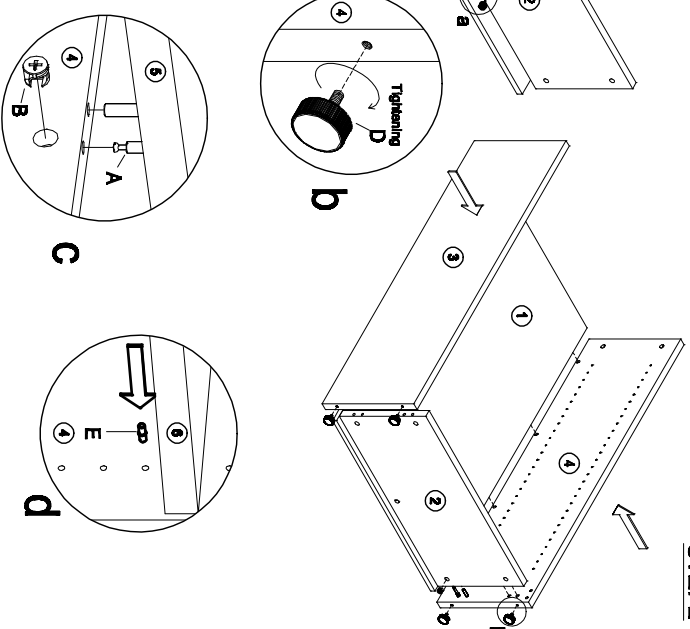
Assembly Instructions  
**MODEL NO.:68720/68721**  
Four Shelf Bookcase

|   |   |   |   |   |   |   |   |   |
|---|---|---|---|---|---|---|---|---|
| A   | B   | C   | D   | E   | F   | G   | H   | I   |
|  |  |  |  |  |  |  |  |  |
| Cam Lock<br>18Pcs   | Klix Cam<br>18Pcs   | Dowel<br>8Pcs   | Adjustable Glide<br>4Pcs  | Shelf dowel<br>12Pcs  | Aluminum Supports<br>4Pcs   | Screw M6*70<br>4Pcs   | Screw M6*30<br>8Pcs   | Cam Cover<br>18Pcs  |

**STEP1**



**STEP2** **STEP4**



**STEP3**

