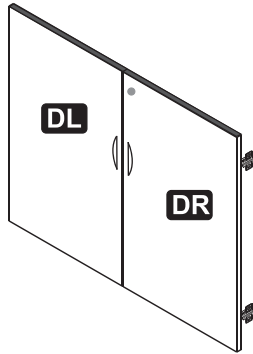




# LOCKING DOOR KIT Kit para puerta

# ALE-VA632832



### Important:

All parts should be identified and matched up against the parts list. It is advisable to assemble on carpet to avoid scratches.

**DO NOT USE POWER TOOLS TO ASSEMBLE YOUR FURNITURE.  
POWER TOOLS MAY STRIP OR DAMAGE THE PARTS.**

### CLEANING AND CARE OF YOUR FURNITURE

This furniture is manufactured with a high quality melamine laminate finish. It is highly resistant to common hazards such as scratches, peeling, dents, moisture and heat. During the manufacturing process some glue residue may be left on the panels. This is normal, and this residue can be easily removed with a soft cloth moistened with isopropyl (rubbing alcohol). For regular maintenance of your furniture use a soft cloth with a mild cleaning solution. Never use abrasives or harsh chemicals.

### Importante:


Todas las piezas deben ser identificadas y comparadas con la lista de piezas. Es aconsejable hacer el ensamble sobre una alfombra para evitar raspaduras.

**NO USE HERRAMIENTAS ELECTRICAS PARA MONTAR SUS MUEBLS.  
HERRAMIENTAS ELECTRICAS SE PUEDEN DAÑAR O ESTROPEAR LOS COMPONENTS.**

### Limpieza y cuidado de su mueble

Este mueble es hecho con madera laminada de alta calidad. Es totalmente resistente a cosas comunes como rallones, golpes, humedad y calor. Durante el proceso de hacereste mueble un poco de pega podria ser hallado en los paneles, eso es normal, ese residuo puede ser facilmente removido con un paño suave humentado con alcohol. Para mantenimiento regular de este mueble, use un paño suave con una solucion no agresiva. Nunca debe de usar productos quimicos fuertes o, abresivos.

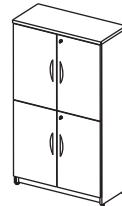
*Bookcases are sold separately  
Las estanterías se venden por separado*



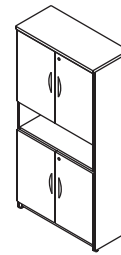
ALE-VA633032



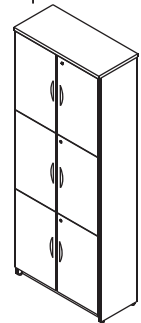
ALE-VA634432



ALE-VA635632



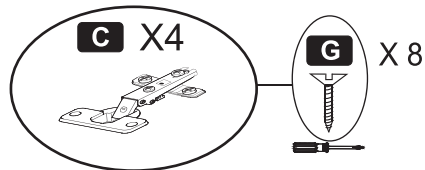
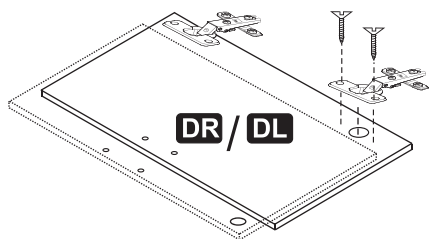
ALE-VA636632



ALE-VA638232

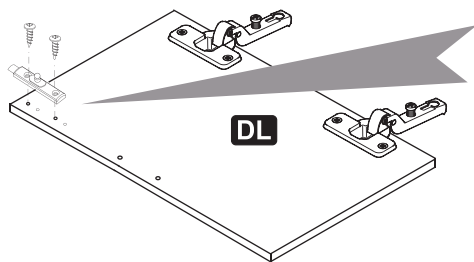
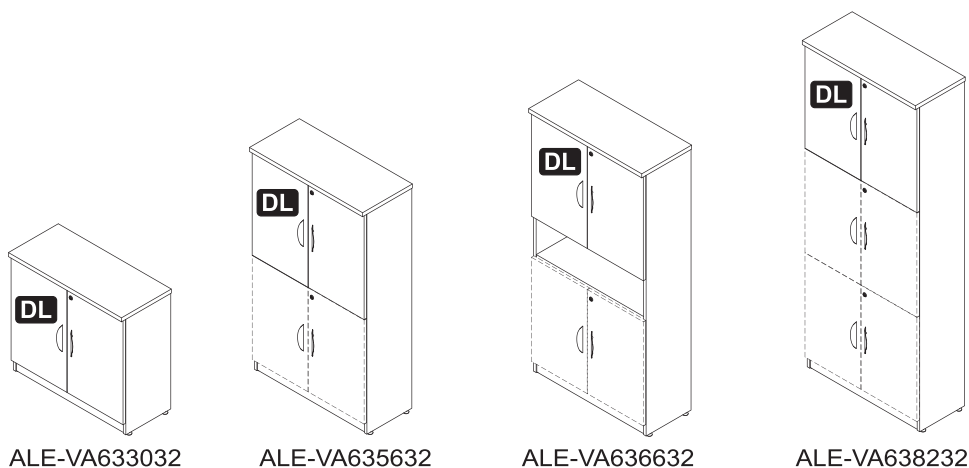
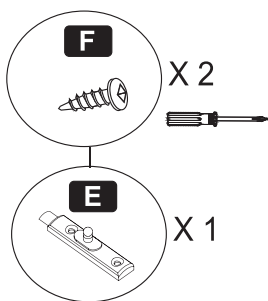
PART Pieza	QTY. Cant.	ITEM Descripcion		PART Pieza	QTY. Cant.	ITEM Descripcion	
<b>A</b>	2	HANDLE manija		<b>G</b>	10	FLATHEAD SCREW tornillo cabeza plana	 3.5 x 16mm
<b>B</b>	4	HANDLE SCREW tornillo para manija	 4 x 22mm	<b>H</b>	4	DOOR STOP tope de puerta	
<b>C</b>	4	HINGE bisagra		<b>I</b>	4	FLATHEAD SCREW tornillo cabeza plana	 3.5 x 20mm
<b>D</b>	1	LOCK cerradura		<b>J</b>	1	BRACKET ménsula	
<b>E</b>	1	LOCK STOP traba de cerradura		<b>DL</b>	1	DOOR LEFT puerta izquierda	
<b>F</b>	2	PANHEAD SCREW tornillo para madera	 3.5 x 15mm	<b>DR</b>	1	DOOR RIGHT puerta derecha	
					1	Touch-up crayon Hides minor scratches or imperfections	

1



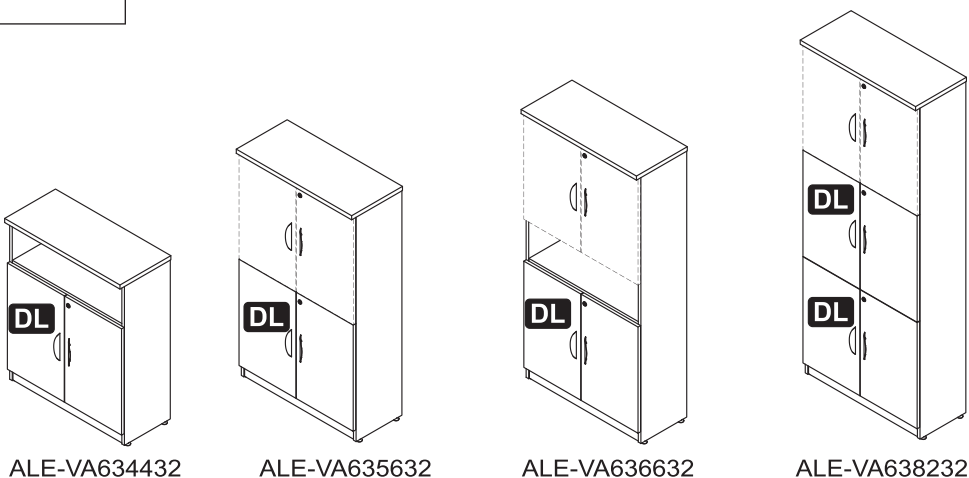
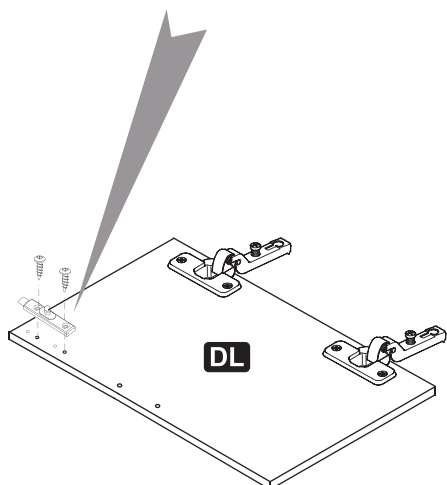
- USE THE OTHER DOOR AS GUIDELINE TO LINE UP HINGES
- Utilice la otra puerta como guía para alinear las bisagras

2

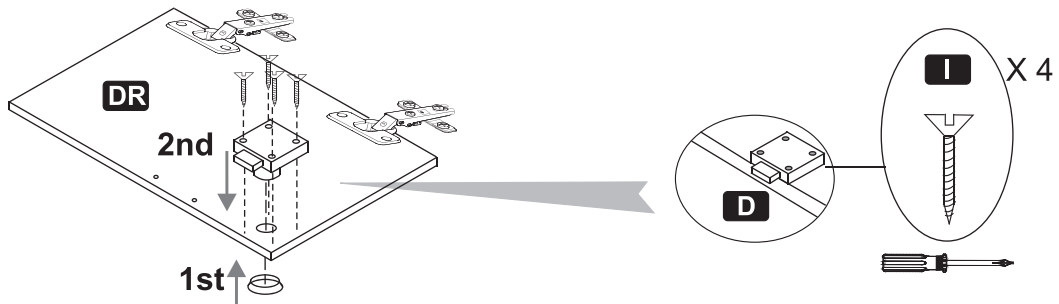


- If fix the door panel at the top shelf, please fix the "lock stop" by screws on the first and third predrilled holes

- If fix the door panel at the middle or bottom shelf, please fix the "lock stop" by screws on the second and fourth predrilled holes



3



4

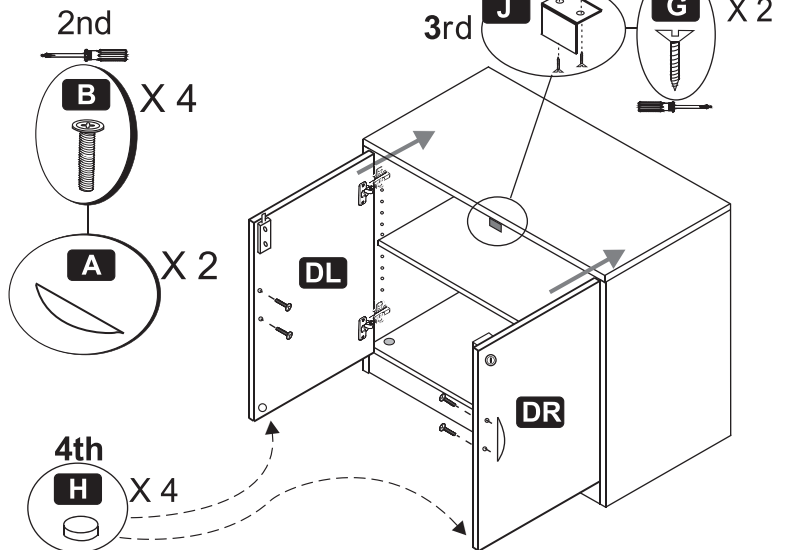
1st

2 VERTICAL ADJUSTMENT SCREWS  
2 tornillos verticales de ajuste

LOCK SCREW  
tornillo de fijacion

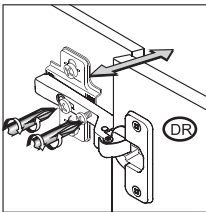
HORIZONTAL ADJUSTMENT SCREW  
tornillo de ajuste horizontal

- SCREW HINGE PLATE INTO THE PRE-DRILLED HOLES ON SIDE PANELS AS ILLUSTRATED ABOVE.
- Atornille la bisagra en los paneles laterales como se indica en la ilustración.



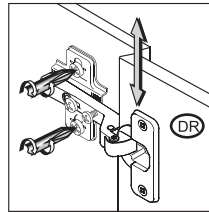
5

**DOOR ADJUSTMENT**



**GAP** - LOOSEN LOCK SCREW. TURN HORIZONTAL ADJUSTMENT SCREW CLOCKWISE TO ENLARGE THE GAP (COUNTER CLOCKWISE TO SHRINK THE GAP). THEN TIGHTEN LOCK SCREW.

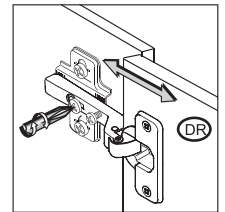
**Luz libre** - Afloje el tornillo de fijacion. Gire el tornillo de ajuste horizontal a la derecha para aumentar la luz libre (a la izquierda para reducirla). Luego apriete el tornillo de fijacion.



**HEIGHT** - LOOSEN 2 VERTICAL ADJUSTMENT SCREWS ON BOTH HINGES OF DOOR. ADJUST THE DOOR HEIGHT, THEN TIGHTEN SCREWS.

**Altura** - Afloje dos tornillos de ajuste vertical en ambas bisagras de la puerta. Ajuste la altura de la puerta. Luego apriete los tornillos.

**ADJUSTE DE LA PUERTA**



**DEPTH** - LOOSEN LOCK SCREW. ADJUST DEPTH, THEN TIGHTEN LOCK SCREW.

**Profundidad** - Afloje el tornillo de fijacion. Ajuste la profundidad. Luego apriete el tornillo de fijacion.



## LIMITED 5-YEAR WARRANTY

Except as otherwise provided within this Limited Warranty, Essendant Co. (Essendant) will repair or replace any Alera® and other Essendant branded furniture products, component or part that is found to be defective in material or workmanship within five (5) years from the date of original purchase so long as you, the original purchaser, still own it. This is your sole and exclusive remedy. This limited warranty is subject to the provisions below. It applies to products sold within the United States of America and the Commonwealth of Canada.

### Limitations:

- Fabric, vinyl and/or leather is warranted for two (2) years from the date of original purchase of the chair by the original owner of the Alera® product in question.

### Exclusions:

This warranty does not apply and no other warranty applies to:

- Normal wear and tear, which are to be expected over the course of ownership
- Modifications or attachments to the product that are not approved by Essendant
- Products that were not installed, used or routinely and properly maintained in accordance with product instructions and warnings
- Products used for rental purposes

### Color variations in fabrics and finishes:

Essendant does not warrant the color-fastness or matching of colors, grains or textures of covering materials. TO THE EXTENT ALLOWED BY LAW, ESSENDANT DISCLAIMS ALL OTHER WARRANTIES, EITHER EXPRESS OR IMPLIED, INCLUDING ANY WARRANTY OF MERCHANTABILITY OR FITNESS FOR A PARTICULAR PURPOSE. ESSENDANT WILL NOT BE LIABLE FOR ANY CONSEQUENTIAL OR INCIDENTAL DAMAGES.

### Notice to Purchasers for home or personal use:

Federal law does not permit the exclusion of certain implied warranties for consumer products. Therefore, if you are purchasing this product for home or personal use, the exclusion of implied warranties noted in the above paragraph may not apply to you. Some states do not allow the exclusion or limitation of incidental or consequential damages, so the above limitation or exclusion may not apply to you. This warranty gives you specific legal rights, and you may also have other rights which vary from state to state.

### To obtain service under this warranty:

Your Alera® Reseller will work with Essendant in supporting your warranty requests. Please note: Written authorization of Essendant must be obtained before any warranty work is performed. To obtain authorization and to ensure the best level of customer service, please take the following steps:

1. If a defect is discovered, please contact the Reseller from whom the product was purchased within 30 days from the date of discovery. The Reseller will require information about the product such as: the SKU number, serial number and/or registration number or date of manufacture from the product in question and/or any original transaction documents affirming that you are the original purchaser of this product.
2. Following your claim, your Reseller will conduct an inspection and review. During this time your Reseller or their appointed servicing agent will gather information regarding the claim, inspect the product and contact an Essendant customer service representative. Please allow a reasonable amount of time for these activities. A customer service representative or another representative of Essendant will determine whether to provide
3. replacement parts, authorize repairs or replace the product providing Essendant affirms that the product in question is eligible under the conditions of the warranty as stated above.



# **California 93120**

## **Compliant for Formaldehyde Phase 2**

*The California Air Resources Board (CARB) approved an Airborne Toxic Control Measure (ATCM) to reduce formaldehyde emissions from composite wood products including hardwood, medium density fiberboard and particleboard. These finished goods are low in formaldehyde emissions and comply with the ATCM.*

Manufactured for Alera®/Essendant Co.  
One Parkway North, Deerfield, IL 60015