



HORN SPEAKER



Thank you very much for choosing this **SHOW** product from among a broad variety of models.

To obtain maximum effect and to use rightly the speaker, please follow the instructions carefully in this manual.

Also, keep this manual anytime for your reference.

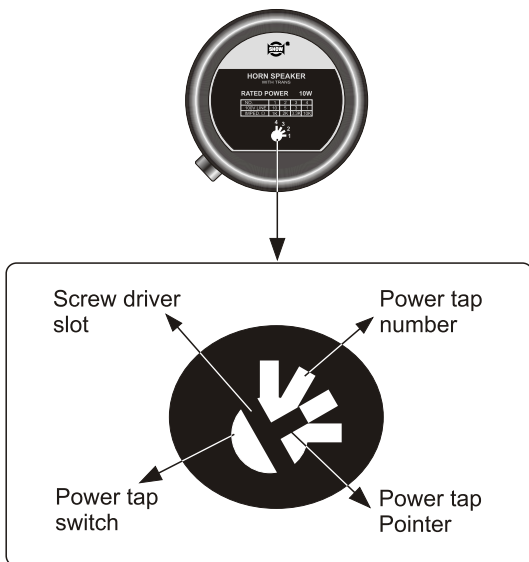
How to use

1. Careful attention should be required for the polarity when more than two speakers are in operation at the same place, otherwise the sound of poor quality and/or sound pressure of low level will be reproduced. Connection should be made in the same way as in the case of battery, same polarity with parallel connection and different polarity with series connection.
2. When long wiring is called for, the low impedance connection invites larger power loss, resulting in inefficient operation of speakers. In case wiring becomes longer than 50 meters, equip matching transformer and use with proper high impedance.
3. For low impedance connection, the total impedance of speakers should be equal to output impedance of amplifier.
4. Connect the speakers to be equal the total input power (wattages) to the output power of amplifier for high impedance connection. It means the impedance matching.
5. When setting the power tap switch, be certain to use the proper positions for either 25V or 70V systems, to prevent horn damage.


(FOR TC-10B, 15B, 30B / SC-10B, 15B, 30B)

Change Impedance

* See instructions on HORN LABEL



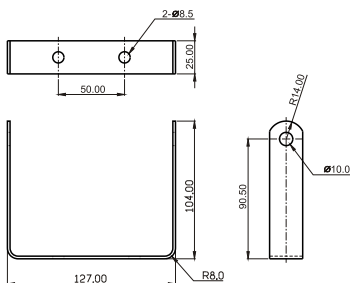
TC-SYSTEM



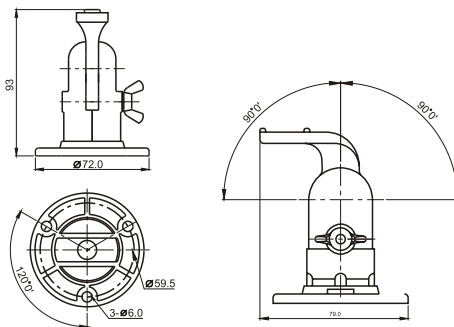
SC-SYSTEM



H-Mouting Bracket



Y-Swivel Bracket



Specifications

MODEL	TC SC -10A		TC SC -10B		TC SC -15A		TC SC -15B		TC SC -30A		TC SC -30B	
Rated Input Power	10 W (100V Line)		10 W (70V,25V Line)		15 W (100V Line)		15 W (70V,25V Line)		30 W (100V Line)		30 W (70V,25V Line)	
Input Impedance	1K Ω 2K Ω 3.3K Ω 10K Ω		63 Ω (25V Line only) 130 Ω (25V Line only) 500 Ω 1K Ω 1.7K Ω 2.9K Ω		670 Ω 1K Ω 2K Ω 3.3K Ω 10K Ω		42 Ω (25V Line only) 63 Ω (25V Line only) 170 Ω (25V Line only) 330 Ω 500 Ω 1K Ω 1.3K Ω 2.3K Ω		330 Ω 670 Ω 1K Ω 2K Ω 3.3K Ω 10K Ω		21 Ω (25V Line only) 42 Ω (25V Line only) 63 Ω (25V Line only) 170 Ω 330 Ω 500 Ω 1K Ω 1.3K Ω 2.3K Ω	
Preset Impedance	1K Ω		500 Ω		670 Ω		330 Ω		330 Ω		170 Ω	
Frequency response	315~12.500HZ		315~12.500HZ		280~12.500HZ		280~12.500HZ		250~16.000HZ		250~16.000HZ	
Sound Pressure leve	105dB/W/m		105dB/W/m		108dB/W/m		108dB/W/m		109dB/W/m		109dB/W/m	
Dimensions	TC-10A	SC-10A	TC-10B	SC-10B	TC-15A	SC-15A	TC-15B	SC-15B	TC-30A	SC-30A	TC-30B	SC-30B
Horn Flare :	Aluminum $\varnothing 161.5$ mm	ABS resin 176mm \times 125.5mm	Aluminum $\varnothing 161.5$ mm	ABS resin 176mm \times 125.5mm	Aluminum $\varnothing 212.5$ mm	ABS resin 222mm \times 161.5mm	Aluminum $\varnothing 212.5$ mm	ABS resin 222mm \times 161.5mm	Aluminum $\varnothing 259$ mm	ABS resin 287mm \times 208mm	Aluminum $\varnothing 259$ mm	ABS resin 287mm \times 208mm
Length :	186.5 mm	179.5 mm	186.5 mm	179.5 mm	229.5 mm	227.5 mm	229.5 mm	227.5 mm	261 mm	257.5 mm	261 mm	257.5 mm