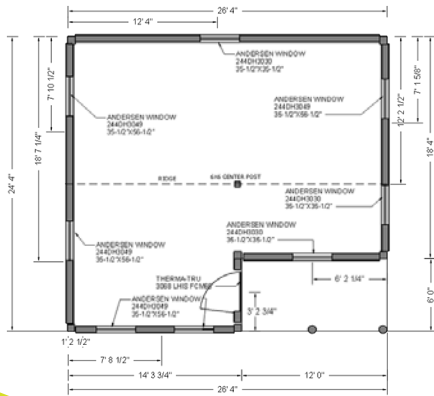


Our unique line of customizable Vermont Log Buildings are designed to provide a weather-tight shell with an open floor plan. This is the perfect design to fulfill your tiny house dreams. It would make a delightful wilderness retreat, workshop or office space.



24x26 Otter Creek Log Cabin Kit

Base Area: 624 sq. ft.

Total Interior Area: 552 sq. ft.

Recommended Foundation:

24x26 Concrete Pad, Full Foundation, Crawl Space, or Piers.

Overall Dimensions:

18'2"H x 30'2"W x 27'7"D

Floor System

Option to add PT or KD floor system for Piers or Full Foundations)

Walls

Log Walls and Posts:

8x8 Contour Log (Pre-Cut) with Foam Gaskets & Fasteners
Starter Strip for First Log Row
Pine 8x8 Corner Posts
Pine 8x8 Porch Posts
Pine 6x6 Interior Post
Wall Height: 99"

Gable Ends and Porch Walls:

SPF 2x6 Framing Material and 1" Sheathing
Log Cabin Siding
Gable Wall Height: 18'

The Log Cabin Kits come with an assembly manual, pre-cut profiled and numbered logs and fasteners, Door and Windows, and more.

Roof

Gable Roof Style

6"x8" Douglas Fir Rafters 48" On Center
6"x10" Douglas Fir Ridgepole
2x6 T&G Interior Ceiling Sheathing
5/8" AdvanTech Roof Sheathing
1x Pine Fascia & Shadow Trim
Snow Blocking between Rafter
Corrugated Roof Metal (color choice)

Windows & Doors

Door:

Therma-Tru Door- Brown Mahogany
1 (qty) 36-1/2"W x 80-1/2"H

Windows:

Andersen 200 Series
Double Hung
Pine Interior, Sandtone Exterior
3 (qty) 35-1/2"x35-1/2"
5 (qty) 35-1/2"x56-1/2"

Assembly & Logistics Information

Assembly by Experienced Carpenter or Contractor Recommended
Free Shipping within 300 miles of our shop in S. Londonderry, VT--beyond 300 miles, call for freight shipping quote.

OCRK.24X26.LCK

LOG CABIN BASE KIT:

Pre-Cut Material includes:


8x8 Contour Logs (Pine) machined with Baffles and Channels with Gaskets & Fasteners
8x8 Post Corners for Log Wall (Pine)
6x6 Interior Post (Pine)
Ridge Pole & Rafters (Douglas Fir #1&BTR)

Un-Cut Material includes:

Starter Strip for first log row.
Framing Material, Sheathing, and Exterior Log Siding for gable ends and porch walls.
Snow blocking
T&G Interior Ceiling Sheathing
5/8" AdvanTech Roof Sheathing
8x8 Porch Posts (Pine)
1x Roof Trim
Roof Metal Panels

Additional Materials Included are:

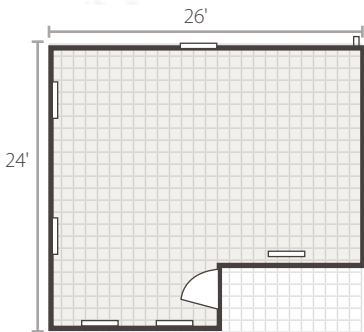
(8) Andersen Windows 200-Series
(1) Therma Tru Mahogany Door
Select Hardware



After your envelope is assembled, finish out your Otter Creek Cabin as you choose. Sketch out your ideal interior at <https://jcs.pub/log-cabin-grid>



Scan to
Go to Grid



* Inspirational layout is available featuring 2 Bedrooms, 1 Bath, a Kitchen & Living Area.



Add an Interior Floor System

Available in KD or PT Includes:

- 2X8 PT Sill Plate,
- 2X10 (Built up) Perimeter Beam,
- (2) 1-3/4"x9-1/2" LVL Girder,
- 2x10 Floor Joists,
- Floor Joists & LVL Hangers,
- 3/4" Advantech Subfloor, and
- Log Siding to cover Box Sill

Add Floor Insulation

Choice of:

- R-10 Single Layer of 2" XPS Foam Board,
- R-20 Double Layer of 2" XPS Foam Board, or
- R-30 Triple Layer of 2" XPS Foam Board

Add a Porch Floor System

Includes:

- 2x8 & 6x8 PT Sill Plate
- 2x8 PT Ledger and Joists
- 5/4x6 PT Decking
- Floor Joist Hangers
-

Add Roof Insulation

Choice of:

Wrap and Strap Options:

- R-10 Single Layer of 2" XPS Foam Board,
- R-20 Double Layer of 2" XPS Foam Board,
- R-30 Triple Layer of 2" XPS Foam Board, or
- 4-40 Quadruple Layer of 2" XPS Foam Board

or R-37 Foard Roof Panel Option includes:

- Roof Panels Pre-cut & Routed,
- Foam, Splines and Fasteners, and
- 2x Blocking for Rake & Eave

LOG CABIN OPTIONS:

Make your Log Cabin Kit a fully insulated structure and truly yours with our specialized Log Cabin Kit Options.

Configure yours online today!

