



# Navigation Release

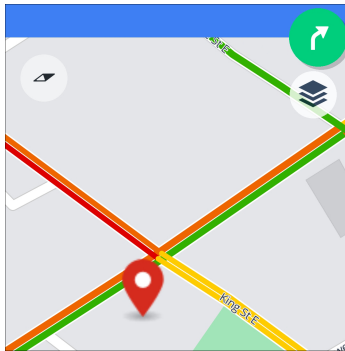
Verizon Connect regularly issues software updates to improve the technical quality and overall user experience of our products and services. These release notes provide information about updates that might directly impact you following the update to **Navigation v6.20.0**.

<a href="#">What's New?</a>	2
<a href="#">Release Date and Time</a>	4
<a href="#">Get Help</a>	4
<a href="#">Contact Us</a>	4
<a href="#">Known Issues</a>	5
<a href="#">Legal Notice - Terms of Use</a>	6

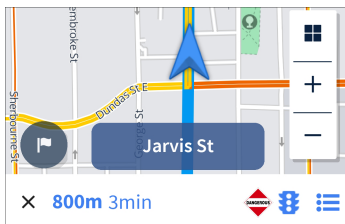
## What's New?

Navigation v6.20.0 contains the following updates:

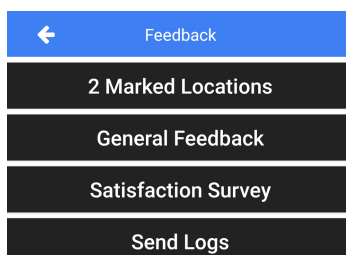
- Added a traffic flow layer to the map. The red, amber, yellow, and green coloring of the roads represents the current traffic flow.



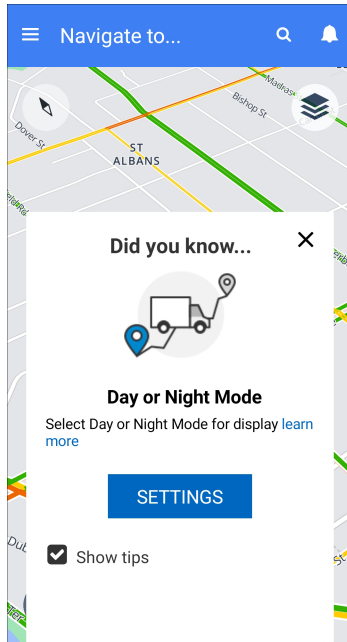
- Added a **Current Road Label** to the map. When in Guidance view, the name of the road you are driving on is displayed in a label on the map.



- The Navigation user interface is now available in Dutch, Italian, and Portuguese. You can change your preferred language on the **Settings > General** screen.
- Added the count of marked locations to the **Marked Locations** button on the **Settings > Feedback** screen.



- Added a "What's New" page to the in-app Help.
- Added a **Did you know** panel that is displayed after you sign in. The new panel provides information about recent updates to Navigation.




- Added a distance units options to **Settings > General**. You can now choose between "Automatic", "Kilometers", and "Miles". The "Automatic" option sets the distance unit according to the system used in the country you are driving in.
- Made performance, stability, and usability improvements.

## Release Date and Time

Updates for the Navigation v6.20.0 mobile application will be released to the Google Play and iTunes Store in March 2020.

## Get Help

Use the following resources to download the NavGE mobile application and to get help using or troubleshooting NavGE.

<b>Navigation app download</b>	<a href="#">Google Play store</a> (Android) or the <a href="#">Apple App store</a> (iOS)
<b>Navigation mobile app help</b>	Sign in to the app, then tap <b>Menu</b>  <b>&gt; Help</b> .
<b>Help website</b>	<a href="https://help.verizonconnect.com">https://help.verizonconnect.com</a>
<b>Troubleshooting</b>	Submit a <a href="#">support request</a> .
<b>Best practices</b>	Check the <a href="#">Resources</a> page on the Verizon Connect website for best practices and insider tips for fleet management, navigation, and routing.

## Contact Us

If you have any questions about this update that aren't adequately detailed in this document, email Customer Support at [support@verizonconnect.com](mailto:support@verizonconnect.com) for additional information.

If you experience an immediate or urgent technical problem following this update, contact us by telephone at **+1-877-943-7306**.

## Known Issues

Current known issues in the Navigation mobile application are as follows:

- **Cannot send marked location feedback on LG mobile devices:** This issue applies when attempting to submit feedback for a marked location when the device is positioned in landscape orientation.

**Workaround:** Use the device in portrait orientation when submitting marked location feedback.

## Legal Notice - Terms of Use

See the following web pages for the most current terms of use and privacy policy information for Verizon Connect products and services:

- [Terms of Use](https://login.telogis.com/mobileterms.html) (https://login.telogis.com/mobileterms.html)
- [Verizon Connect Full Privacy Policy](https://static.telogis.com/mobile/privacy-policy.html) (https://static.telogis.com/mobile/privacy-policy.html)