




Navigation Release

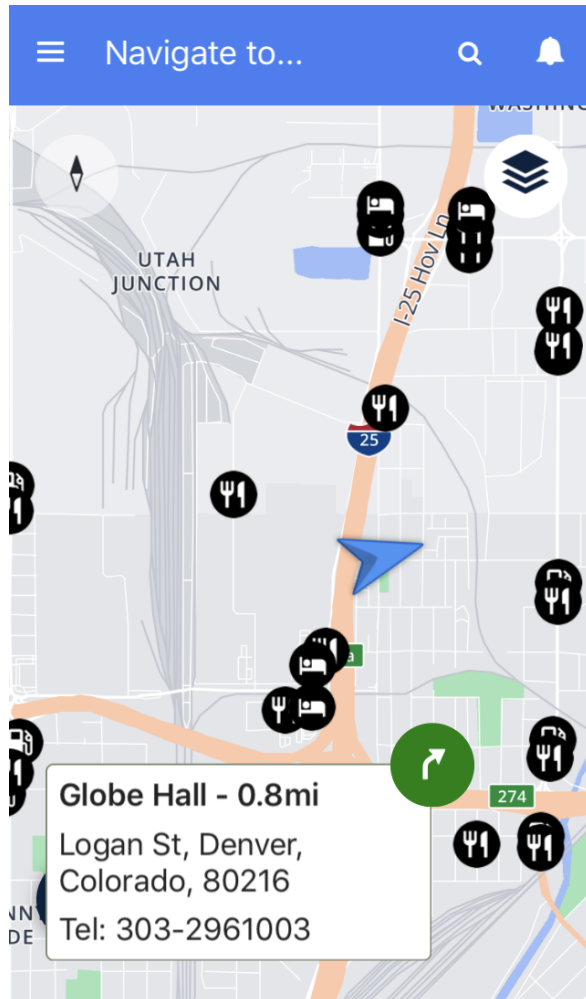
Verizon Connect regularly issues software updates to improve the technical quality and overall user experience of our products and services. These release notes provide information about updates that might directly impact you following the update to **Navigation v6.19**.

| | |
|---|---|
| What's New? | 2 |
| Release Date and Time | 4 |
| Get Help | 4 |
| Contact Us | 4 |
| Known Issues | 5 |
| Legal Notice - Terms of Use | 6 |

What's New?

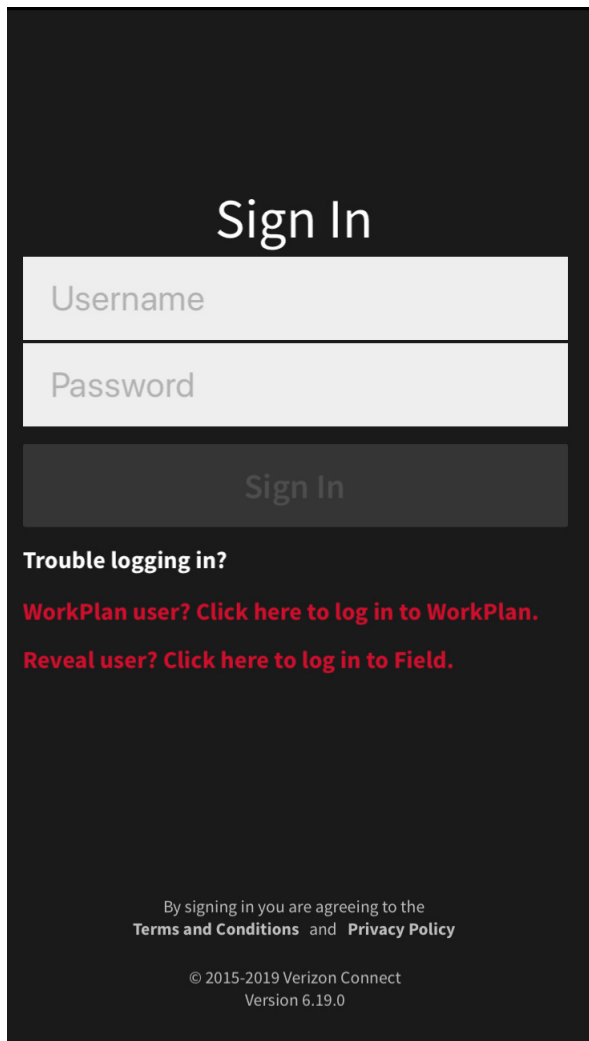
Navigation v6.19 contains the following updates:

- Added a **Map Control**  icon that lets you view points of interest on the map and change map type (to either the default map or the satellite view map).



- Added support for offboard Speed Alerts, so that alerts can be created even if map data has not been downloaded to your device.
- Enhanced the auto-zoom feature to make zoom level changes smoother and to improve next maneuver safety and visibility.

- Extended the Navigation API so that hazardous material codes from integrated apps (such as WorkPlan and Field) are accepted.
- Added WorkPlan and Field app links to the Navigation sign-in screen.

A screenshot of a dark-themed sign-in interface. At the top, the text "Sign In" is centered in a large, white, sans-serif font. Below this, there are two light gray rectangular input fields. The first field is labeled "Username" in a light gray font, and the second field is labeled "Password" in a light gray font. Below the password field is a dark gray rectangular button with the text "Sign In" in a light gray font. Under the button, the text "Trouble logging in?" is displayed in a small, white font. Below this, there are two lines of red text: "WorkPlan user? Click here to log in to WorkPlan." and "Reveal user? Click here to log in to Field." At the bottom of the screen, there is a small, white font line that reads "By signing in you are agreeing to the Terms and Conditions and Privacy Policy". Below this, there is a small, white font line that reads "© 2015-2019 Verizon Connect Version 6.19.0".


- Fixed an issue where the highway number would be missing from Guidance view.
- Made performance, stability, and usability improvements.

Release Date and Time

Updates for the Navigation v6.19 mobile application will be released to the Google Play and iTunes Store in October 2019.

Get Help

Use the following resources to download the NavGE mobile application and to get help using or troubleshooting NavGE.

| | |
|-----------------------------------|--|
| Navigation app download | Google Play store (Android) or the Apple App store (iOS) |
| Navigation mobile app help | Sign in to the app, then tap Menu  > Help . |
| Help website | https://help.verizonconnect.com |
| Troubleshooting | Submit a support request . |
| Best practices | Check the Resources page on the Verizon Connect website for best practices and insider tips for fleet management, navigation, and routing. |

Contact Us

If you have any questions about this update that aren't adequately detailed in this document, email Customer Support at support@verizonconnect.com for additional information.

If you experience an immediate or urgent technical problem following this update, contact us by telephone at **+1-877-943-7306**.

Known Issues

Current known issues in the Navigation mobile application are as follows:

- **Cannot send marked location feedback on LG mobile devices:** This issue applies when attempting to submit feedback for a marked location when the device is positioned in landscape orientation.

Workaround: Use the device in portrait orientation when submitting marked location feedback.

Legal Notice - Terms of Use

See the following web pages for the most current terms of use and privacy policy information for Verizon Connect products and services:

- [Terms of Use](https://login.telogis.com/mobileterms.html) (https://login.telogis.com/mobileterms.html)
- [Verizon Connect Full Privacy Policy](https://static.telogis.com/mobile/privacy-policy.html) (https://static.telogis.com/mobile/privacy-policy.html)