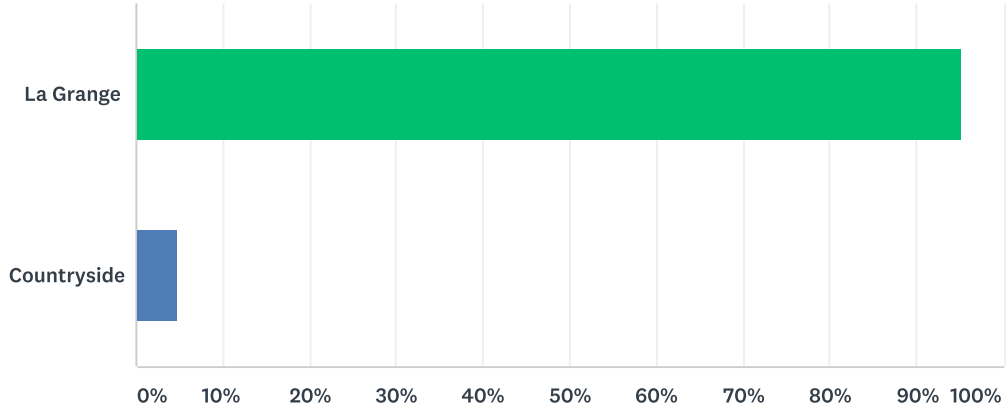


Q1 What town do you live in?

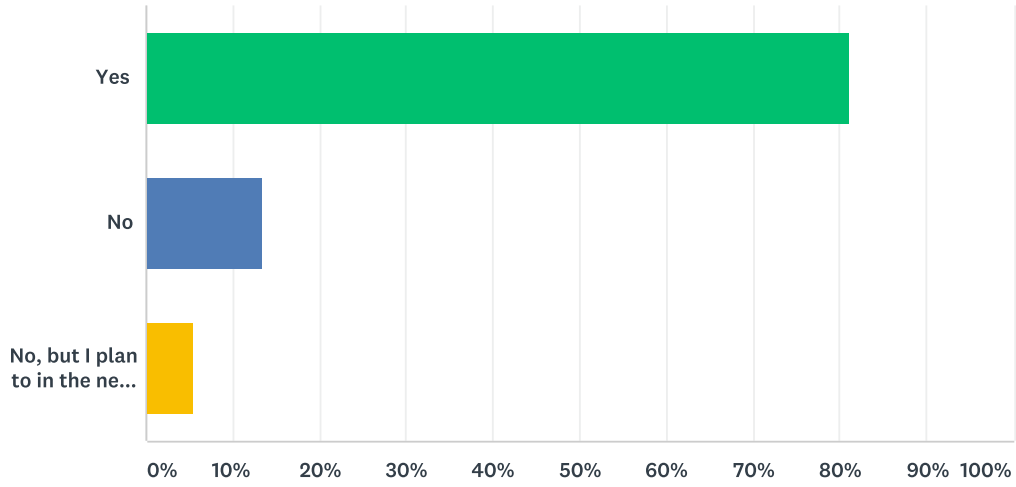
Answered: 713 Skipped: 150



ANSWER CHOICES	RESPONSES	
La Grange	95.09%	678
Countryside	4.91%	35
TOTAL		713

Q2 Do you currently own a dog?

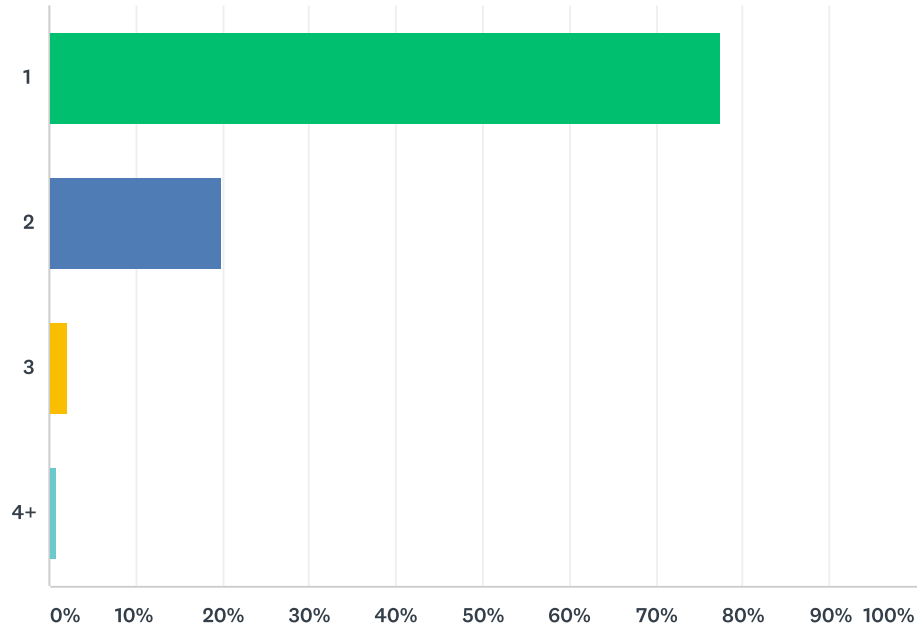
Answered: 859 Skipped: 4



ANSWER CHOICES	RESPONSES	
Yes	81.14%	697
No	13.39%	115
No, but I plan to in the near future	5.47%	47
TOTAL		859

Q3 How many dogs are in your household?

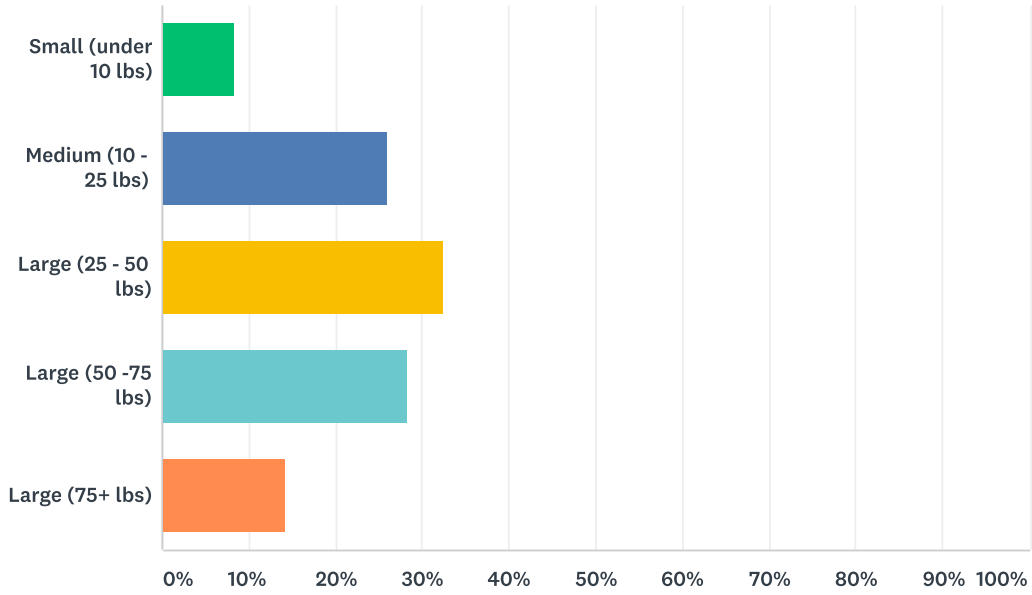
Answered: 733 Skipped: 130



ANSWER CHOICES	RESPONSES	
1	77.35%	567
2	19.78%	145
3	2.05%	15
4+	0.82%	6
TOTAL		733

Q4 What size is your dog?

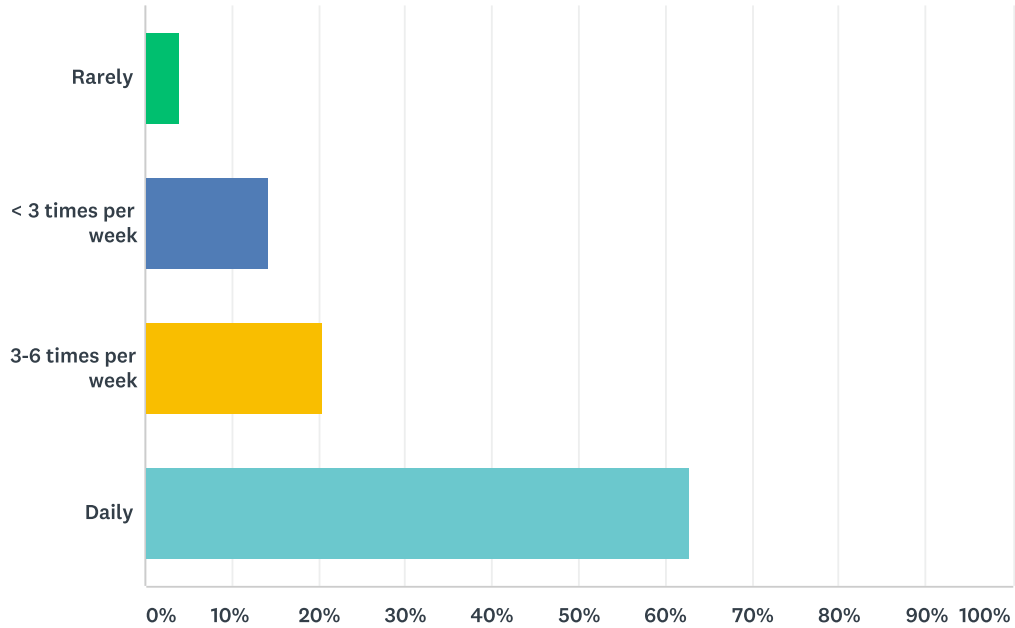
Answered: 734 Skipped: 129



ANSWER CHOICES	RESPONSES	
Small (under 10 lbs)	8.31%	61
Medium (10 - 25 lbs)	26.02%	191
Large (25 - 50 lbs)	32.43%	238
Large (50 - 75 lbs)	28.34%	208
Large (75+ lbs)	14.31%	105
Total Respondents: 734		

Q5 How frequently do you walk your dog?

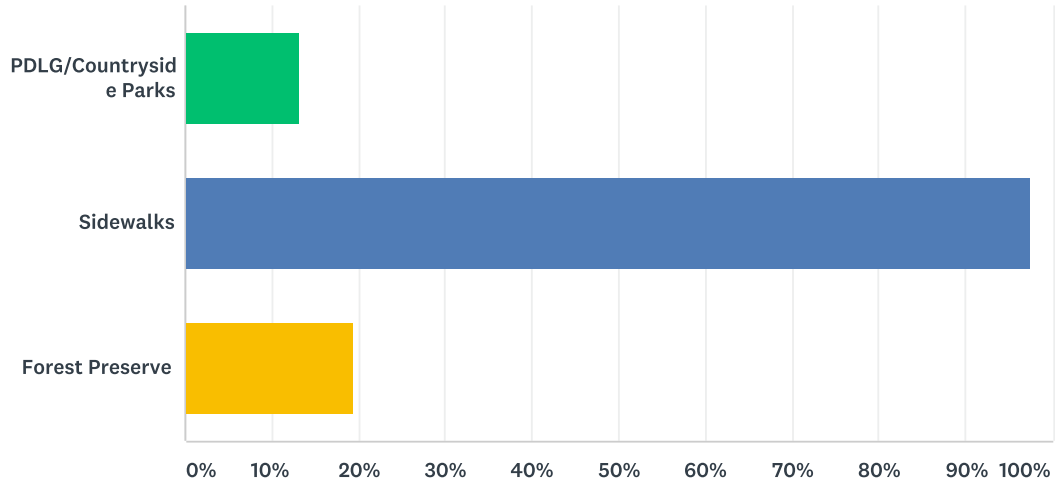
Answered: 735 Skipped: 128



ANSWER CHOICES	RESPONSES
Rarely	3.95% 29
< 3 times per week	14.15% 104
3-6 times per week	20.41% 150
Daily	62.72% 461
Total Respondents: 735	

Q6 If you walk your dog regularly, where do you currently go?

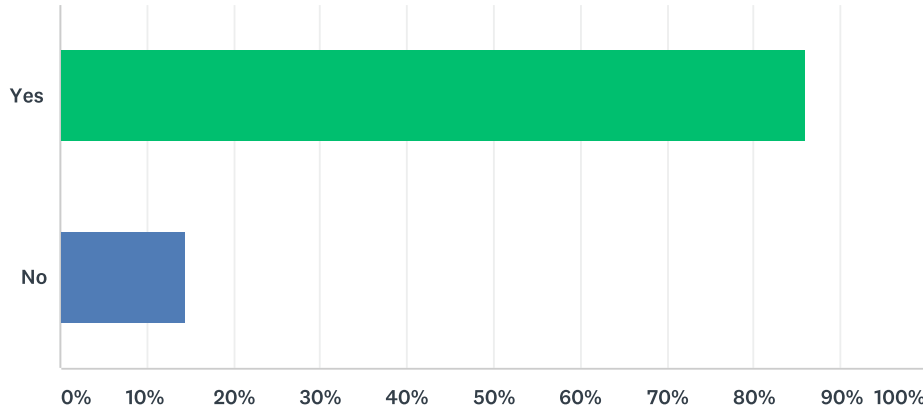
Answered: 715 Skipped: 148



ANSWER CHOICES	RESPONSES
PDLG/Countryside Parks	13.15% 94
Sidewalks	97.48% 697
Forest Preserve	19.44% 139
Total Respondents: 715	

Q7 Are you in favor of the PDLG using its funds to construct a fenced-in dog park in one of our existing parks?

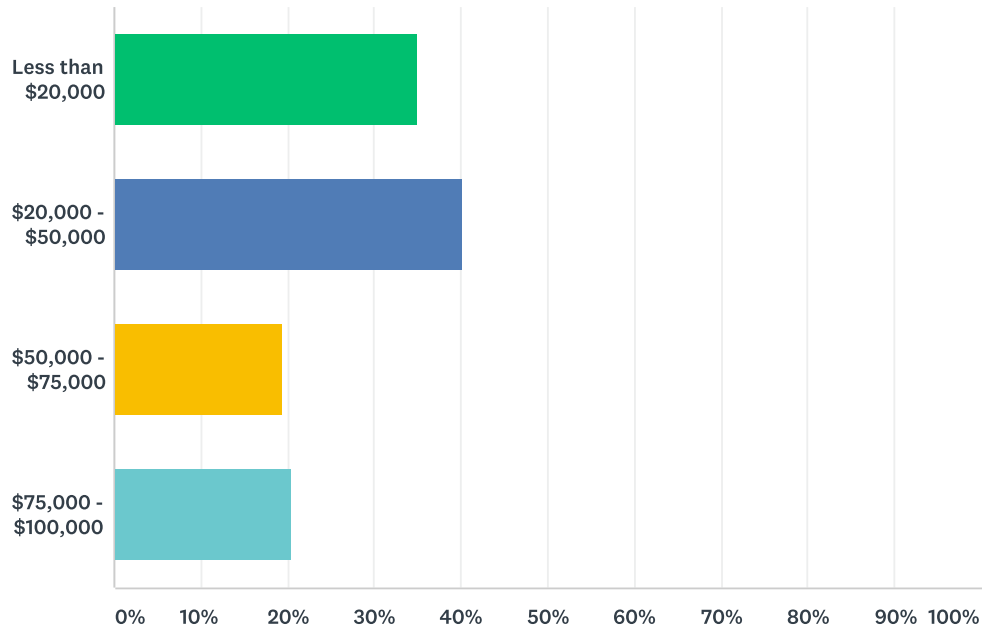
Answered: 845 Skipped: 18



ANSWER CHOICES	RESPONSES	
Yes	85.92%	726
No	14.44%	122
Total Respondents: 845		

Q8 The cost of a dog park has not been fully determined. At what price point would you support construction of a dog park?

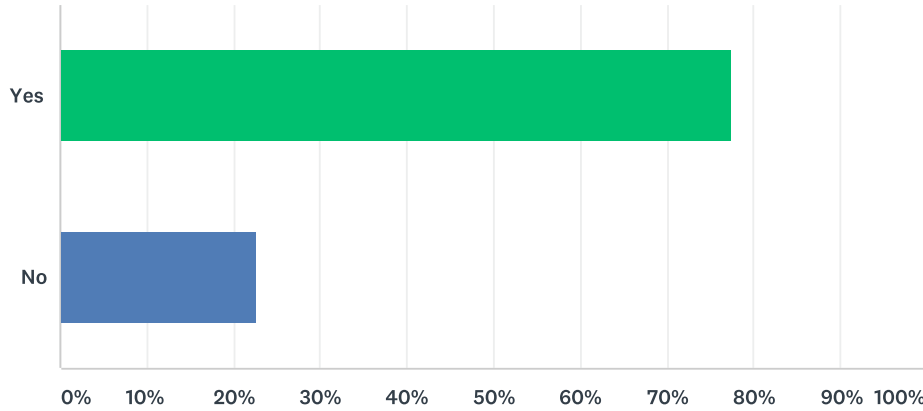
Answered: 727 Skipped: 136



ANSWER CHOICES	RESPONSES	
Less than \$20,000	34.94%	254
\$20,000 - \$50,000	40.17%	292
\$50,000 - \$75,000	19.39%	141
\$75,000 - \$100,000	20.50%	149
Total Respondents: 727		

Q9 Are you in favor of the PDLG purchasing a parcel of land, if one was available and appropriate, for use as a dog park?

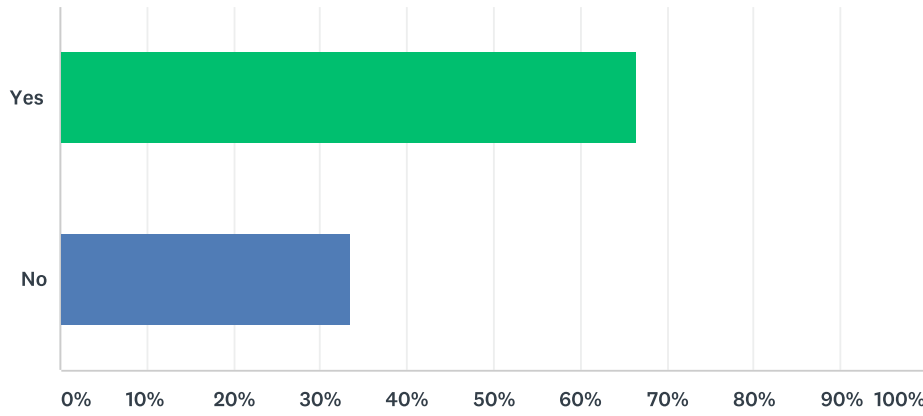
Answered: 835 Skipped: 28



ANSWER CHOICES	RESPONSES	
Yes	77.49%	647
No	22.51%	188
TOTAL		835

Q10 Would you be willing to pay a user fee to help support maintenance of a dog park?

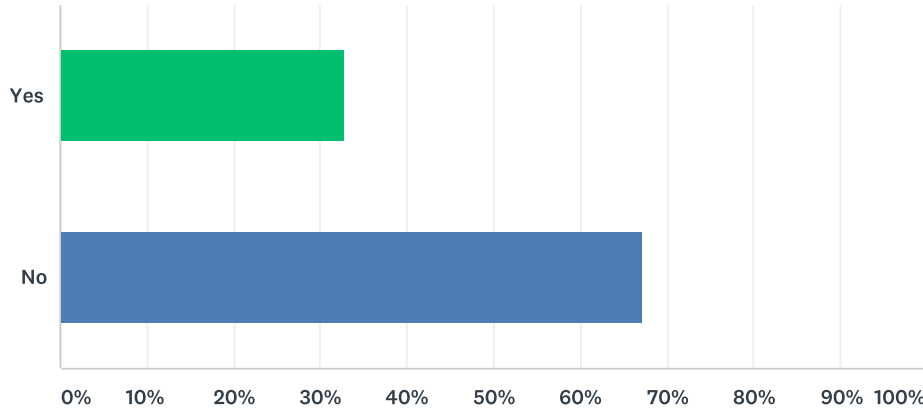
Answered: 833 Skipped: 30



ANSWER CHOICES	RESPONSES	
Yes	66.51%	554
No	33.49%	279
TOTAL		833

Q11 Would you be willing to volunteer to supervise or maintain a dog park?

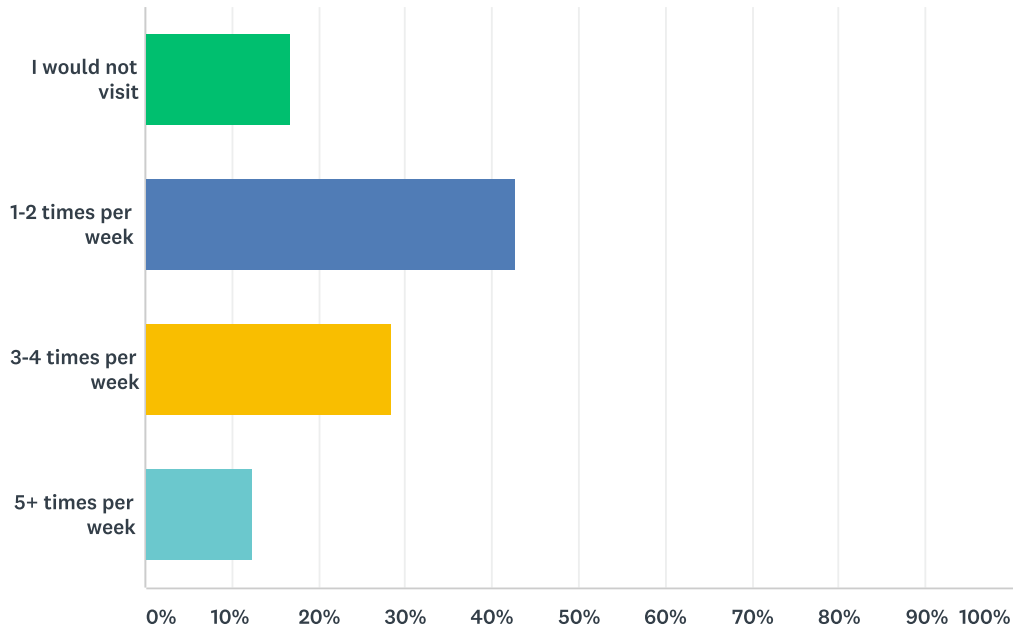
Answered: 845 Skipped: 18



ANSWER CHOICES	RESPONSES	
Yes	32.78%	277
No	67.22%	568
TOTAL		845

Q12 If La Grange had a safe dog park, how many times a week do you feel you would visit with your dog?

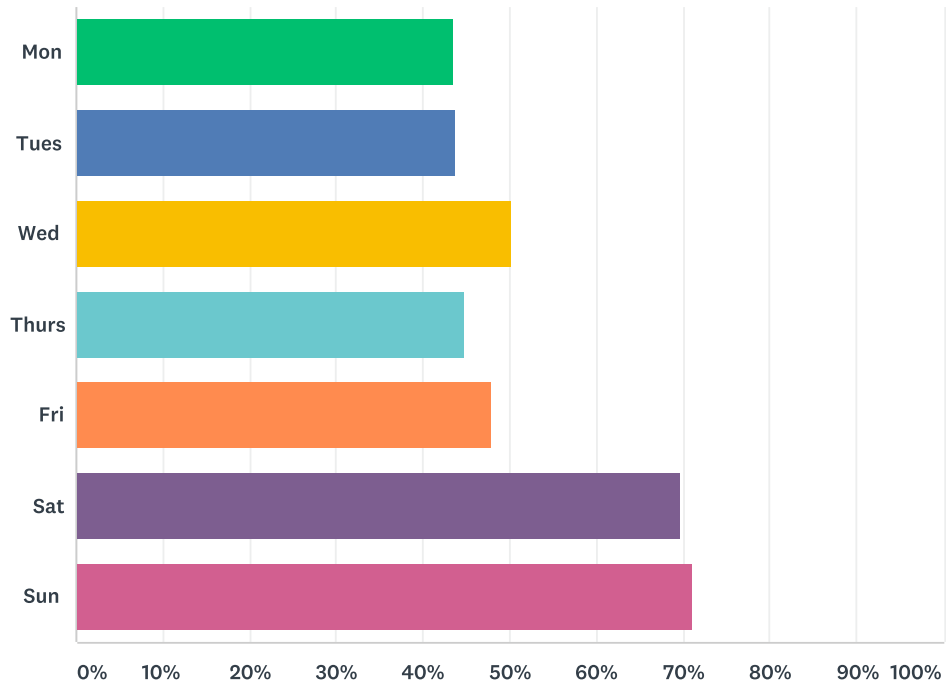
Answered: 815 Skipped: 48



ANSWER CHOICES	RESPONSES	
I would not visit	16.69%	136
1-2 times per week	42.58%	347
3-4 times per week	28.47%	232
5+ times per week	12.27%	100
TOTAL		815

Q13 If you were to use a dog park, what days of the week would you visit most?

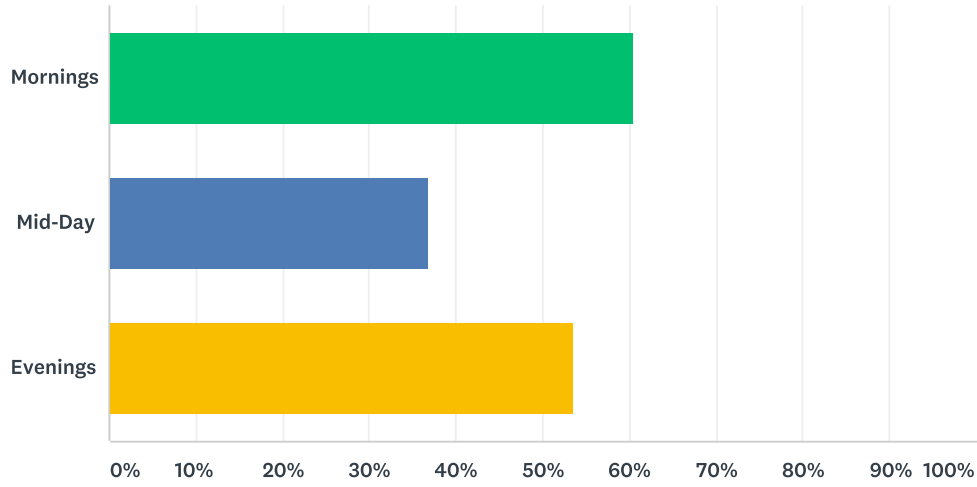
Answered: 702 Skipped: 161



ANSWER CHOICES	RESPONSES	
Mon	43.45%	305
Tues	43.73%	307
Wed	50.14%	352
Thurs	44.73%	314
Fri	48.01%	337
Sat	69.66%	489
Sun	71.08%	499
Total Respondents: 702		

Q14 What time of day would you typically visit a dog park?

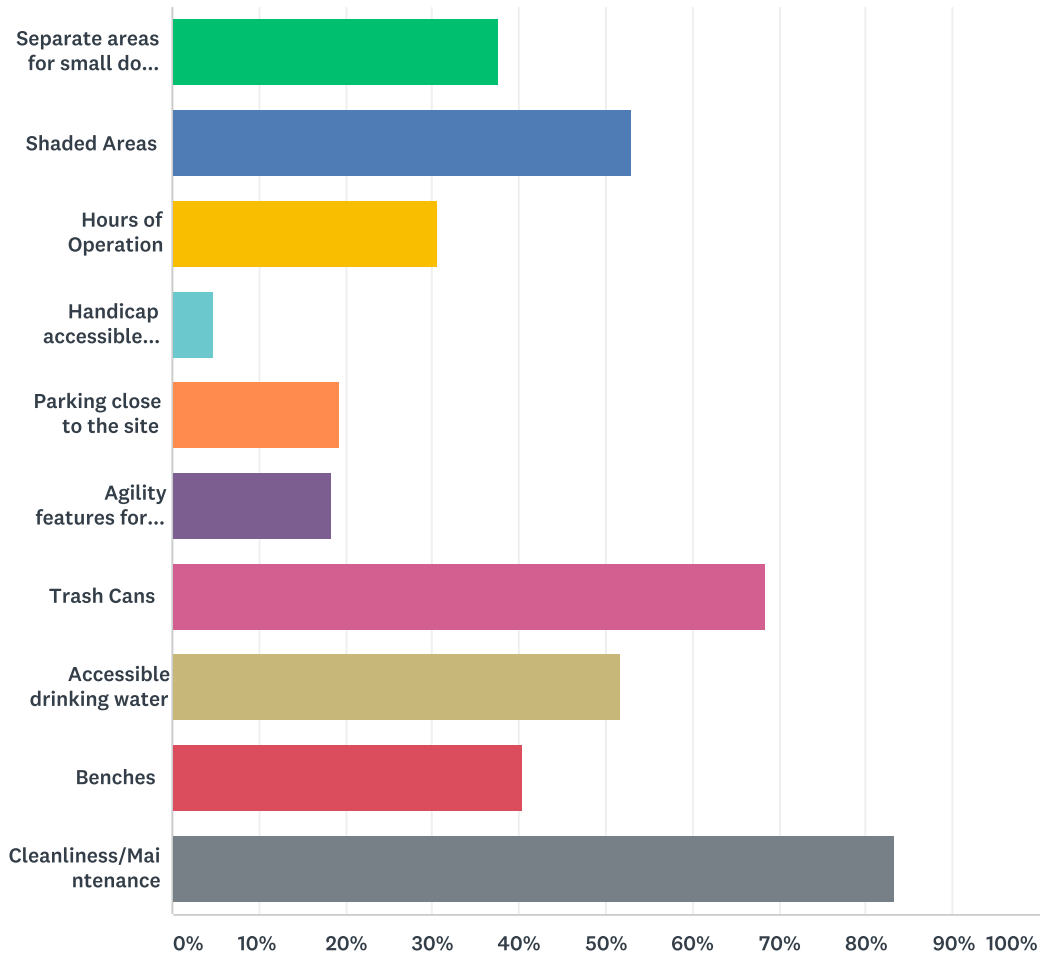
Answered: 716 Skipped: 147



ANSWER CHOICES	RESPONSES	
Mornings	60.47%	433
Mid-Day	36.73%	263
Evenings	53.49%	383
Total Respondents: 716		

Q15 If the PDLG established a dog park in an existing or new park, which items do you feel is MOST IMPORTANT?

Answered: 796 Skipped: 67



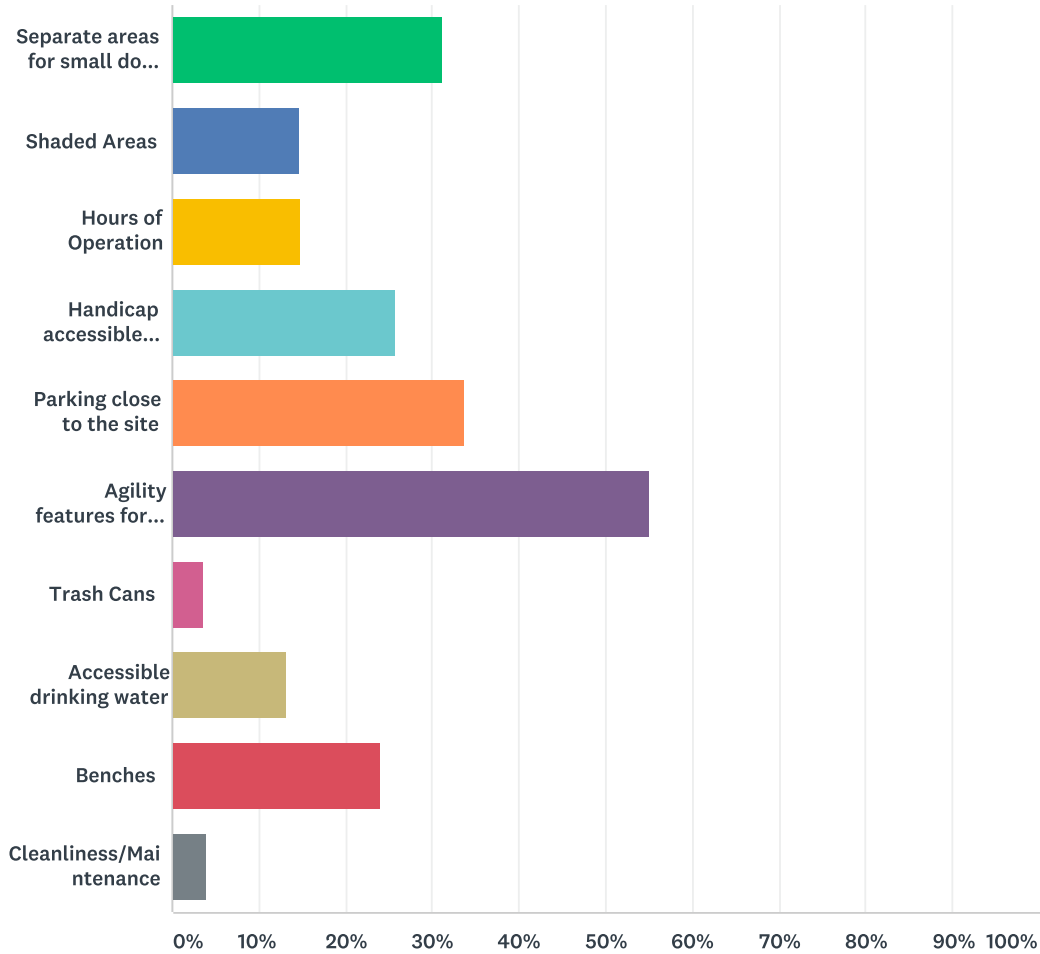
ANSWER CHOICES	RESPONSES	
Separate areas for small dogs & large dogs	37.56%	299
Shaded Areas	52.89%	421
Hours of Operation	30.53%	243
Handicap accessible parking	4.77%	38
Parking close to the site	19.22%	153
Agility features for dogs (platforms, ramps, stairs)	18.47%	147
Trash Cans	68.34%	544
Accessible drinking water	51.63%	411
Benches	40.33%	321
Cleanliness/Maintenance	83.29%	663

Dogs in the Parks Survey

Total Respondents: 796

Q16 If the PDLG established a dog park in an existing or new park, which items do you feel are LEAST IMPORTANT?

Answered: 771 Skipped: 92



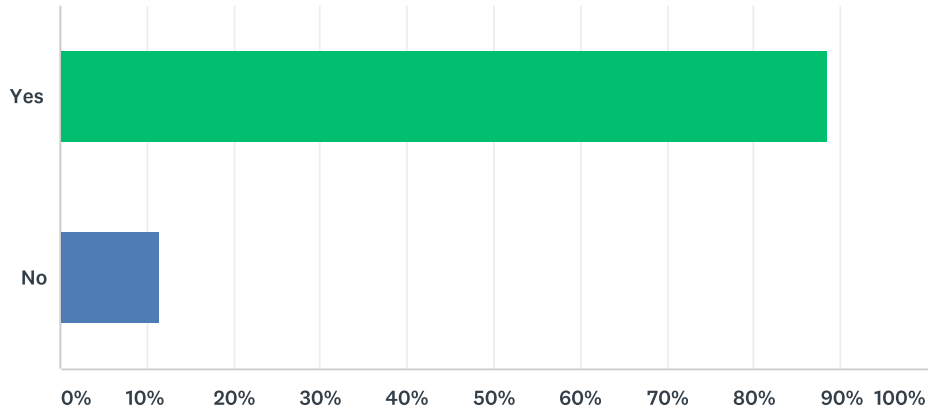
ANSWER CHOICES	RESPONSES	
Separate areas for small dogs & large dogs	31.13%	240
Shaded Areas	14.66%	113
Hours of Operation	14.92%	115
Handicap accessible parking	25.81%	199
Parking close to the site	33.72%	260
Agility features for dogs (platforms, ramps, stairs)	55.12%	425
Trash Cans	3.63%	28
Accessible drinking water	13.10%	101
Benches	23.99%	185
Cleanliness/Maintenance	3.89%	30

Dogs in the Parks Survey

Total Respondents: 771

Q17 Are you in favor of allowing leashed dogs to be walked in our existing parks (except in areas that are designated playgrounds or sports fields/facilities)?

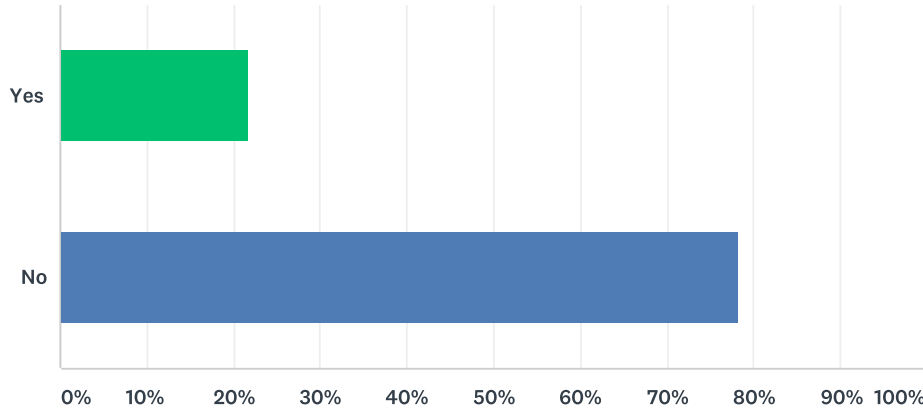
Answered: 856 Skipped: 7



ANSWER CHOICES	RESPONSES	
Yes	88.43%	757
No	11.57%	99
TOTAL		856

Q18 If leashed dogs were permitted in our parks, do you favor day/time restrictions?

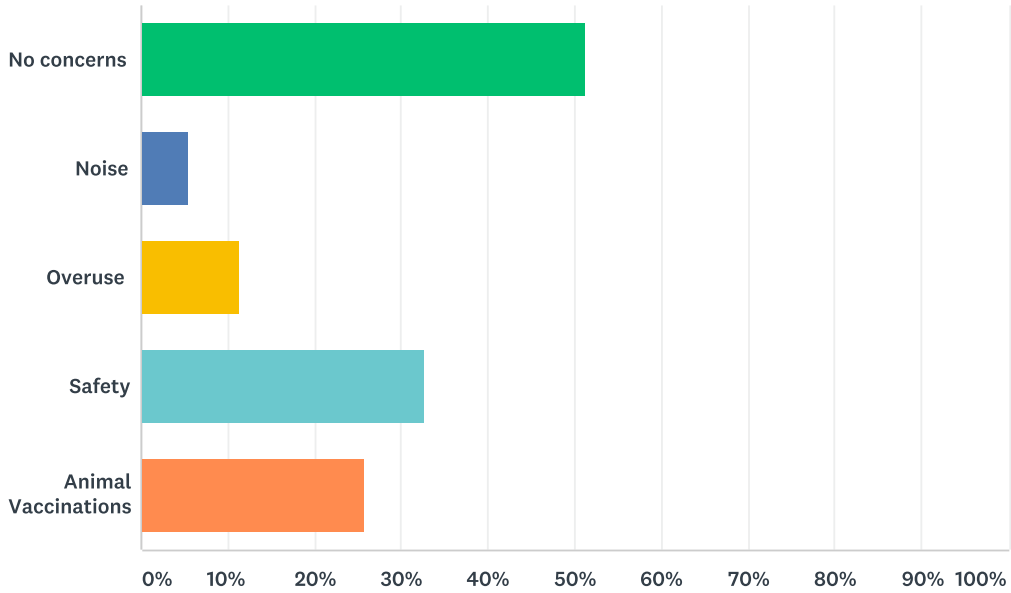
Answered: 831 Skipped: 32



ANSWER CHOICES	RESPONSES	
Yes	21.66%	180
No	78.34%	651
TOTAL		831

Q19 What is your greatest concern about having a dog park in our area?

Answered: 776 Skipped: 87



ANSWER CHOICES	RESPONSES	
No concerns	51.16%	397
Noise	5.54%	43
Overuse	11.34%	88
Safety	32.73%	254
Animal Vaccinations	25.64%	199
Total Respondents: 776		

Q20 Please provide any additional comments on this matter.

Answered: 317 Skipped: 546

Q21 Optional: Name, address and contact info if you would like to be contacted for additional input on this topic

Answered: 202 Skipped: 661

ANSWER CHOICES	RESPONSES	
Name	95.54%	193
Company	0.00%	0
Address	85.64%	173
Address 2	3.96%	8
City/Town	91.58%	185
State/Province	87.62%	177
ZIP/Postal Code	89.11%	180
Country	0.00%	0
Email Address	89.60%	181
Phone Number	72.77%	147