



Community Park District

Learn, Grow, Play

La Grange Park

Comprehensive Master Plan 2022-2027

Shaping Parks & Recreation in La Grange Park



COMMUNITY PARK DISTRICT BOARD OF COMMISSIONERS

Lucy Stastny, President
Bob Corte, Vice President
Tim Ogden, Treasurer
Alexandria Zuck, Secretary
Peggy Ronovsky, Commissioner

STAFF STEERING COMMITTEE

Jessica Cannaday, CPRP, Executive Director
Zak Kerby, Interim Superintendent of Recreation
Amanda Seidel, Marketing & Finance Coordinator
Zachery Hughes, Building & Grounds Supervisor

PROJECT TEAM

JSD Professional Services, Inc.
ARCON Associates, Inc.
Campfire Concepts, Inc.

TABLE OF CONTENTS

CHAPTER 1	BACKGROUND	5
CHAPTER 2	COMMUNITY PROFILE	15
CHAPTER 3	VISIONING	55
CHAPTER 4	OPERATIONS & PROGRAMMING	79
CHAPTER 5	RECOMMENDATIONS & IMPLEMENTATION	87
CHAPTER 6	OPERATIONAL STRATEGIC INITIATIVES	99
CHAPTER 7	FACILITY MASTER PLAN	111
CHAPTER 8	CONCEPTUAL PARK PLANNING	125
CHAPTER 9	APPENDIX	141





CHAPTER 1

BACKGROUND

**INTENTIONALLY LEFT
BLANK.**

BACKGROUND

Purpose

The purpose of this Comprehensive Master Plan is to provide a realistic guide for the creative development and management of parks, recreation facilities, and programs for the Community Park District, now and into the future. The Plan will serve as an implementation tool providing strategies for addressing the District’s mission and vision, and will include an action plan to assist with future planning of parks, facilities, programs and services based on current analysis and community input. The Plan will also serve as a fundamental guide for resource allocation and prioritized action planning for the District and shape parks and recreation in La Grange Park through 2027.

District Profile

The Community Park District (CPD) service area covers 2.24 square miles and serves a population of over 13,000 residents. The Park District is located in Cook County, 15 miles west of Chicago and they maintain 21.65 acres of parkland, which includes six parks and a recreation center. The community also has access to numerous Cook County Forest Preserve areas bordering the north and west sides of the village.

Mission Statement

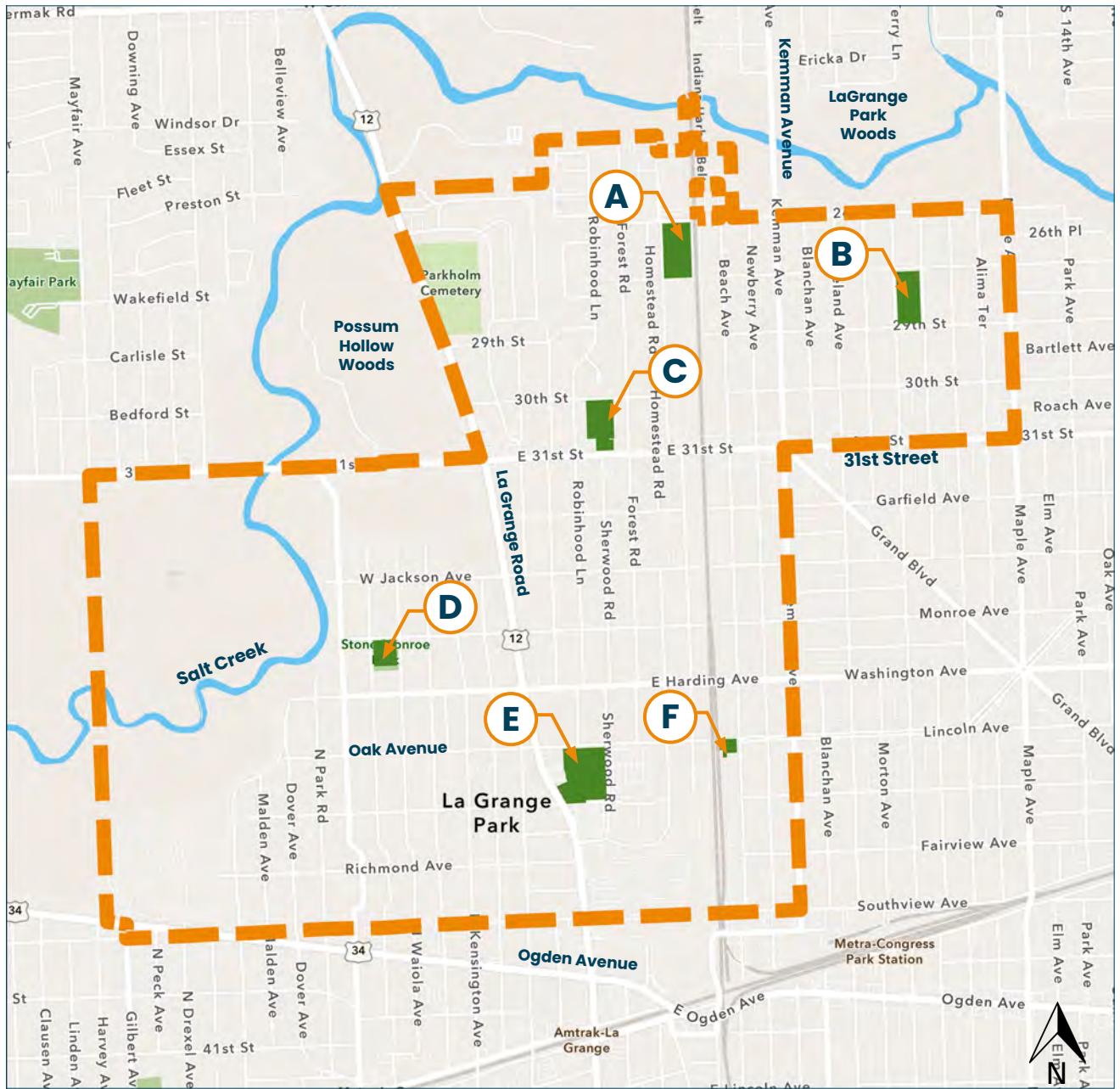
Offer high quality, affordable, and accessible park and recreation facilities, programs and services in a financially responsible manner.

Vision Statement

Act as the center of the community, serve as residents’ first choice for recreation, use resources wisely, and communicate effectively and responsively.



Inventory Map



Park Sites

- A. Hanesworth Park
- B. William G. Yena Park
- C. Robinhood Park
- D. Stone Monroe Park
- E. Memorial Park
- F. Beach/Oak Park

Legend

- Park Location
- Park District Boundary

History



The formation of the Village of La Grange Park incorporated 300 residents in 1892, equating to only 2% of the current population, 13,395. (U.S. Census Bureau, 2019). According to the Illinois Geo-spatial Data Clearinghouse, the land cover of La Grange Park prior to disturbance was largely prairie with some small areas of marsh. In these early years, the colonizers tilled the land, built homes, and raised families.

The Community Park District was established in 1945 through a successful referendum passed November 18, 1944, and its boundaries are nearly contiguous with the Village of La Grange Park. Initial funding for parkland acquisition was provided by donations from the William Joern & Sons Development Company, from an unused balance of approximately \$4,000 in the La Grange Park Civil Defense fund after World War II, from several village-wide paper drives that netted \$8,700, and approximately \$800 in unused funds raised by the village for recreation under an old statute.

Over the past seven decades, the District has raised approximately \$2.5 million through the selling of bonds, referendums, and generous donations. This money was allocated towards the purchasing and subsequent expansion of the Community Park District's six parks: Robinhood purchased in 1945, expanded in 1964; Memorial Park purchased in 1949, expanded in 1951; William G. Yena (originally Northeast Park) purchased in 1966; Stone-Monroe Park purchased in 1966, expanded in 1964; Beach-Oak purchased in 1966; and Hanesworth purchased in 1978. The culmination of the Park District's six parks totals 25.6 acres of parkland. In the spring of 1960, a private Citizens Committee for Recreation in La Grange Park was formed. It sought to sponsor recreation programs for children and adults similar to those offered in

neighboring towns. Initial funding was provided by grants from the La Grange Kiwanis Club, the Electro-Motive division of GM, Thorsen Realtors, La Grange Park Women's Club, William Joern and Son Realtors, the American Legion Post 1941, the Forest Road PTA, and participation fees. Bill Yena was appointed the recreation director. The group stayed active until the Community Park District began to establish its own recreation programs in the mid- 1960s, when Bill Yena was appointed as the first recreation director for the Park District programs.

As the District expanded, the recreation programs followed. By the 1970s, enrollment had reached over 3,500 participants throughout the year. Currently, the Park District offers four seasons of programs across 22 facilities. Presently, the Park District owns and operates six parks totaling 25.6 acres. The organization is governed by a Board of Commissioners consisting of five unpaid La Grange Park residents who are elected to serve four-year terms. The Park District provides its residents with a number of various recreation areas, amenities, and athletic fields including baseball, soccer fields, tennis courts, basketball courts, pickleball courts, splash park, recreation center, and an amphitheater.

In recent years, the Community Park District has been recognized for its excellence with several prestigious awards. The Park District's Memorial Park Multi-Sport Courts were awarded the 2022 Outstanding Park and Facility Award by the Illinois Park and Recreation Association (IPRA). The District was also awarded urban forestry funding in March of 2021. Additionally, in 2020, a La Grange Park Veteran won the Illinois Citizen Volunteer award.

Following photos provided by La Grange Area Historical Society



Electric Line



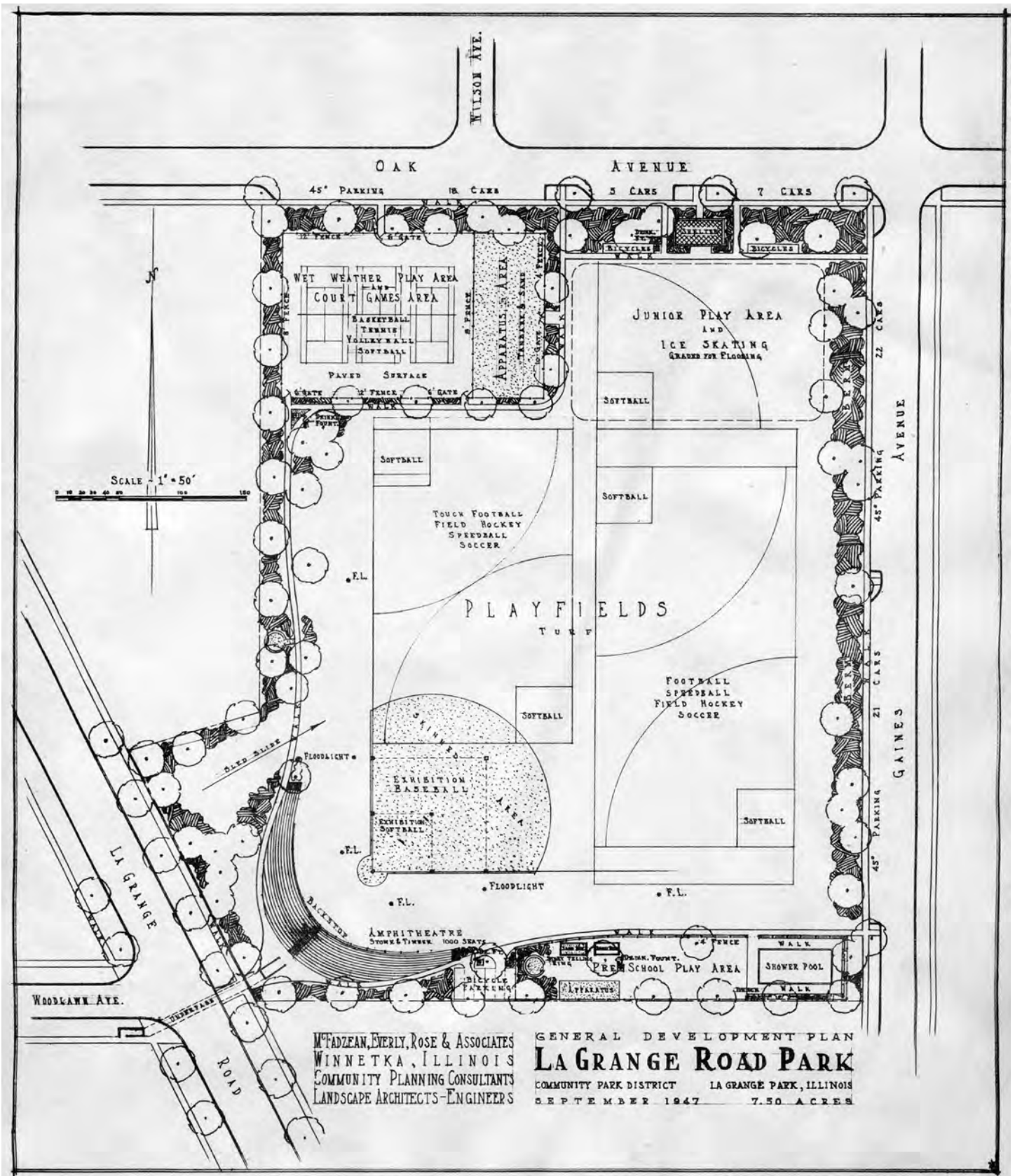
Fire Department



Homestead Apartments



Ogden Avenue at La Grange Road



Memorial Park - 1947

PLANNING PROCESS

The planning process was guided by the CPD Executive Director, key administrative staff, and elected Park Board members, as well as by a community-driven public input process. Input was gathered at a series of small open forums, public workshops, and through a community-wide survey/census effort. Throughout the planning process, Park District representatives met with the Consultant Team to provide input. This collaborative effort fully utilized the expertise of the consultant team and incorporated local knowledge and institutional history.

The following is a summary of the Comprehensive Master Plan which will serve as a guide for the next five years and beyond.



Community Profile

This chapter includes the community profile, demographics, and a detailed review of the parks and facilities. The review includes assessments of general conditions of each site. Park assets are classified and quantified by standards, location, size, condition, and amenities.

Visioning

Visioning brings together the inventory and public input. Public engagement is critical to the development of a plan that reflects community goals and build consensus among stakeholders and residents. This chapter summarizes the community involvement utilized in the planning process, including the results of stakeholder interviews, district wide survey/census, community open houses, and staff and board workshops; and sets the course for the Comprehensive Master Plan recommendations.

Operations & Programming

This chapter looks at a variety of topics regarding the day to day functioning of the Park District; focusing on a few specific areas where opportunities exist for improved services. A general overview and constructive feedback about staffing, operations, programming level of service, programming needs, and policy/procedures has been provided. This chapter also includes a review of the core program offerings of the Park District, including financial review of program registrations, programming space requirements, and the relationship of the district wide survey results and demographics to future program offerings. These recommendations are considered suggested guidelines that can assist the Park District in providing greater services to the community.



Recommendations & Implementation

The Master Plan recommendations are shaped by extensive public input, a needs assessment, and sound planning practices. This chapter includes recommendations regarding the Park District's parks and open space; recreational facilities, park programs, and operations and maintenance. Detailed schematic costs, associated priority level, and a concise implementation strategy for each priority project is also defined.

Operational Strategic Initiatives

This chapter looks at short and long term goals developed through workshops with staff, board, and community involvement. The goals are categorized by five strategic initiatives with performance measures. Each goal is broken into responsible department, objectives and timeline.

Facility Master Plan

This chapter provides a “living” document representing the long range facility needs at the Recreation Center building in support of the Park District's vision, current and anticipated changes in offered programs, projected program enrollments, or other identifiable parameters.

Conceptual Park Planning

Conceptual Master Plans for CPD's six parks are included along with opinion of probable construction costs.



PANDEMIC IMPACT

The COVID-19 pandemic has resulted in over 3.0 million confirmed cases within the State of Illinois as of April 2022. During the lock down and restrictions placed on public activities and gatherings, parks and open space have become critical sources of respite as residents continue navigating through the pandemic.

The natural environment has positive effects on an individual's health, well-being, and overall quality of life. Nearby nature, parks, and outdoor recreation can decrease stress, improve attention, and serve as an antidote to nature deficit disorder brought on by the prevalence of technology use and being indoors. (Kuo, 2015; Markevych et al., 2017) Demand from residents for parks and open spaces has increased since the outbreak began and has highlighted the important role and benefits parks and open spaces provide. Nationwide, park visitation increased since March 2020 compared to visitor numbers prior to the COVID-19 pandemic.

The pandemic did not impact the results and recommendations of this Comprehensive Master Plan directly; however, the long-term effects will continue to be seen within CPD and on parks and recreation systems in communities across the country for years to come.

Park design and recreation programming in response to the pandemic illustrate the challenges of healthy community planning. The recognition of park equity as a health priority and strategies to increase or reallocate resources for parks and open spaces within deprived communities during the pandemic has become vital since the start of the pandemic.

This plan has considered COVID impacts on the parks and recreation system as it relates to parks, open spaces, facilities, and programming.





CHAPTER 2

COMMUNITY PROFILE

**INTENTIONALLY LEFT
BLANK.**

COMMUNITY PROFILE

Introduction

In order to plan for the Park District's future, we need to begin with an understanding of the culture and demographics of the community, as these are underlying principles that help shape a community along with the people it serves.

This chapter is a comprehensive analysis of existing conditions within the Park District. This includes demographic context, a complete inventory of the parks system, analysis of existing conditions of the facilities, level of service analysis, and a review of influencing trends and peer community comparisons. This information provides an understanding of the Park District allowing the formulation of viable recommendations for park and recreation programs, amenities and services.



DEMOGRAPHICS

By analyzing demographic data, trends emerge that can inform decision making and resource allocation strategies for the provision of public parks, recreation amenities, and open spaces.

Population

According to the 2020 United States Census, the Community Park District had a population of 13,494. Total population in 2010 was 13,579, and 13,649 in 2015. Total population from 2015 indicates the population is decreasing at a rate of -1.1%. This relatively slow growth/decreasing rate would indicate a stable demand for recreation facilities and programs to meet the needs of the Community Park District residents.

According to the World Population Review, Cook County has a projected growth rate of -0.43%.

Age Distribution

A resident's age indicates the tendency for active or passive recreation activities, as well as helps the Park District adjust programming to meet future age-sensitive trends. The Park District has a median age of 40.6. With 29.5% of the population between 35 - 54, and 21% below the age of 19, we can deduce the community is made up largely of families with young children. At 24.1% of the population, the active adult and senior population is and will continue to be a major demographic.

Income

The median household income for La Grange Park is \$105,783 and the per capita income was \$49,663. The median household income is higher than the state average of \$68,428; however, the per capita income is slightly lower than the State of Illinois' \$62,930. In addition, U.S. Census Bureau estimates 4.6% of La Grange Park residents live below the poverty level.

Diversity

An analysis of the Park District's racial and ethnic makeup reveals a predominantly Caucasian population that has slightly diversified over the last decade. 89.8% of the population according to 2019 estimates indicate White as their race. This is down from 93.6% in 2015. The largest minority group within the Park District is Hispanic or Latino at 10.4% of the population, However, this decreased slightly from 2015 (10.7%). This is followed by Black/African American (3.7%), Other (3.5%), Asian (2.0%) and Indian/Alaska Native (0.1%).

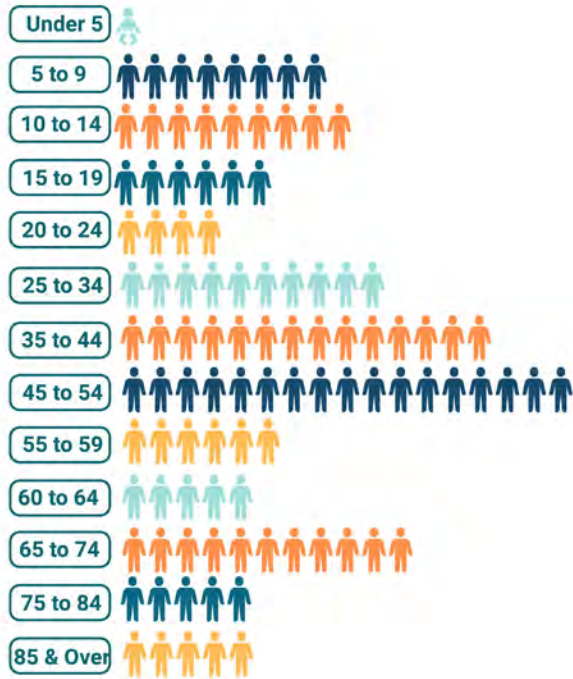
In addition, according to U.S. Census Bureau, 7.8% of La Grange Park residents were born outside the United States, this is an increase from 7.1% in the 2010 census. Of those not born in the United States, the largest percentage are from Europe.

ESRI's Diversity Index captures the racial and ethnic diversity of a geographic area in a single number, from 0 to 100. The index ranges from 0 (no diversity) to 100 (complete diversity). The Park District's 2021 Diversity Index is 32.6. The estimated Diversity Index for 2026 is 34.8. Growth remains an expectation in the Black, Asian, Hispanic, and biracial populations

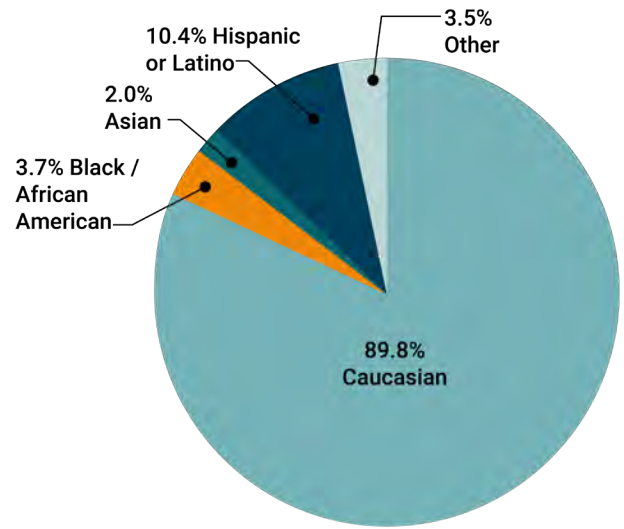
Households

Per esri®, in 2010 there were 5,416 households within the Park District; of which 3,255 are families. Per the U.S. Census Bureau, a family is defined "as a household in which one or more people are related to the householder by birth, marriage or adoption". The number of households and families has declined by 3% and 6% respectively since 2015.

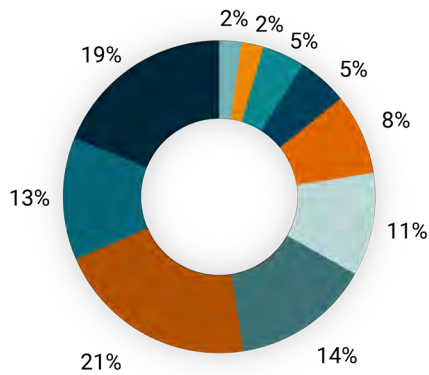
Population by Age



Diversity: Population by Race



Income



- Less than \$10,000
- \$10,000 to \$14,999
- \$15,000 to \$24,999
- \$25,000 to \$34,999
- \$35,000 to \$49,999
- \$50,000 to \$74,999
- \$75,000 to \$99,999
- \$100,000 to \$149,000
- \$150,000 to \$199,999
- \$200,000 or more

Total Households



5,416 Households in 2010

5,245 Households in 2019

5,136

Projected Households in 2026

Families



3,443 Families in 2010

3,467 Families in 2015

3,255 Families in 2019

Tapestry Segmentation

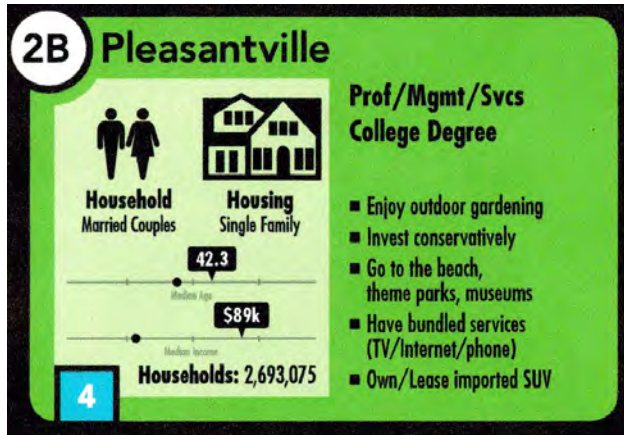
Tapestry Segmentation was developed by esri® over 35 years ago and classifies United States neighborhoods into fourteen LifeMode summary groups and then subdivides those groups into 68 Tapestry Segments based on their socioeconomic and demographic compositions.

The six Tapestry Segments represented in the Community Park District are Pleasantville (24.4%), Golden Years (22.7%), Professional Pride (22.2%), In Style (11.0%), City Lights (10.5%), and Parks and Rec (9.1%). The Tapestry Segmentation Area Profile can be found in the Appendix.

The following descriptions are provided by the Tapestry Segmentation™ Reference Guide.¹

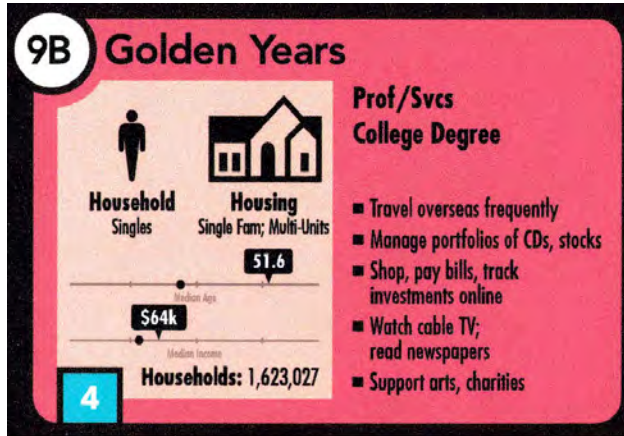
¹ esri.com/tapestry





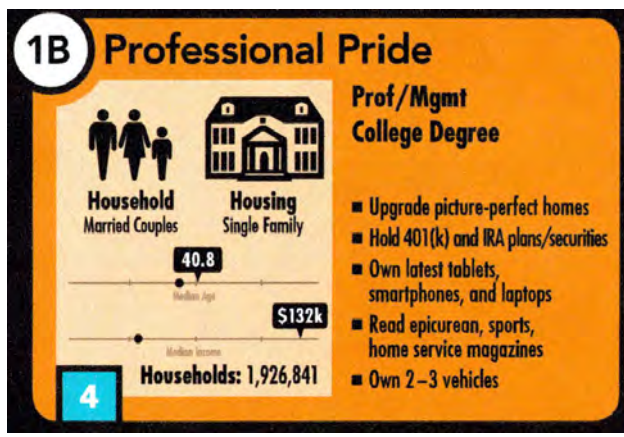
Pleasantville

Prosperous domesticity best describes the settled denizens of Pleasantville. Many couples have already transitioned to empty nesters; many are still home to adult children. Families own older, single-family homes and maintain their standard of living with dual incomes. These consumers have higher incomes and home values. Residents spend their spare time participating in a variety of sports or watching movies.



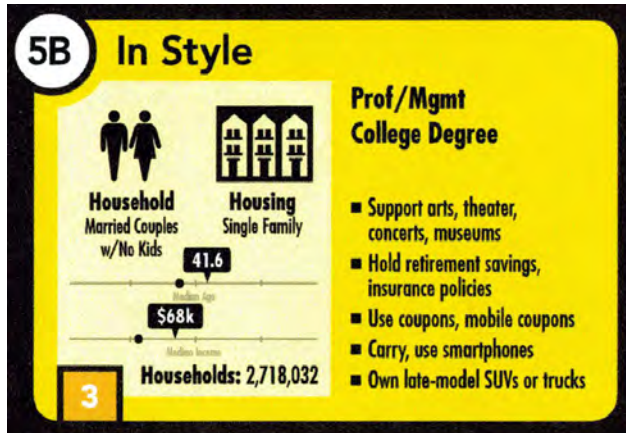
Golden Years

Independent, active seniors nearing the end of their careers or already in retirement best describes Golden Years residents. This market is primarily singles living alone or empty nesters. Those still active in the labor force are employed in professional occupations; however, these consumers are actively pursuing a variety of leisure interests—travel, sports, dining out, museums, and concerts. They are involved, focused on physical fitness, and enjoying their lives. This market is smaller, but growing, and financially secure.



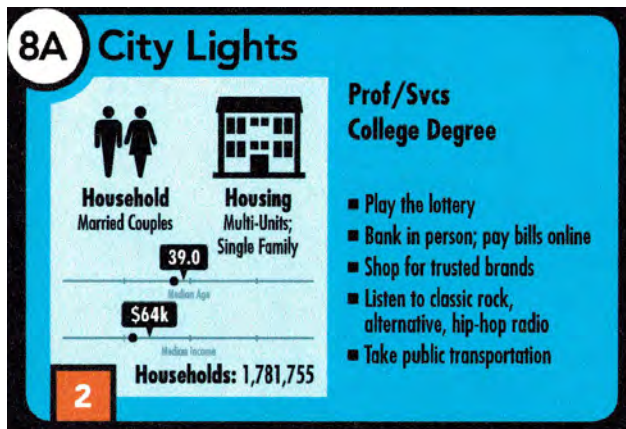
Professional Pride

Professional Pride consumers are well-educated career professionals that have prospered through the Great Recession. To maintain their upscale suburban lifestyles, these goal oriented couples work, often commuting far and working long hours. However, their schedules are tuned to meet the needs of their school age children. They are financially savvy; they invest wisely and benefit from interest and dividend income. Their annual household income runs at more than twice the US level; their homes are furnished with the latest in home trends, including finished basements equipped with home gyms and in-home theaters.



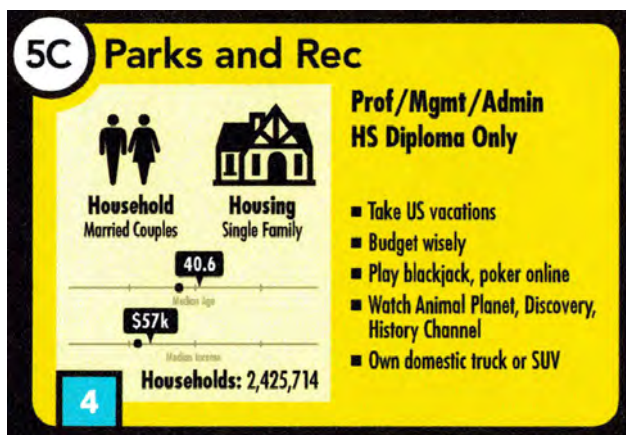
In Style

In Style denizens embrace an urbane lifestyle that includes support of the arts, travel, and extensive reading. They are connected and make full use of the advantages of mobile devices. Professional couples or single households without children, they have the time to focus on their homes and their interests. The population is slightly older and already planning for their retirement.



City Lights

City Lights is a densely populated urban market. The wide-ranging demographic characteristics of residents mirror their passion for social welfare and equal opportunity. Household types range from single person to married- couple families, with and without children. A blend of owners and renters, single-family homes and town homes, mid-rise and high-rise apartments, these neighborhoods are racially and ethnically diverse. Many residents have completed some college or have a degree, and they earn a good income in professional and service occupations. Willing to commute to their jobs, they work hard and budget well to support their urban lifestyles, laying the foundation for stable financial futures.



Parks and Rec

These suburbanites have achieved the dream of home ownership. They have purchased homes that are within their means. Their homes are older, and town homes and duplexes are not uncommon. Many of these families are two-income married couples approaching retirement age; they are comfortable in their jobs and their homes,

Parks and Rec cont.

budget wisely, but do not plan on retiring anytime soon or moving. Neighborhoods are well established, as are the amenities and programs that supported their now independent children through school and college. The appeal of these kid-friendly neighborhoods is now attracting a new generation of young couples.

Summary

The Park District's breakdown of specific Tapestry segments indicates a high preference towards physical fitness and active recreation. Additionally commonalities across segments include a desire for leisure interests, homeownership, and support for the arts.

The Tapestry segment reveals a large portion of the community to be nearing active adult age and planning for retirement; with a smaller section of families with school-age children. Recreation programming should address the current needs, the anticipated future demographics of the community, as well as connect with all park users to ensure a healthy, active community.



INFLUENCING TRENDS

The purpose for understanding park and recreation trends is to determine probable demands for services and amenities. Recreation trends were compiled from nationally-recognized sources to explore participation and interest, including the National Recreation and Park Association (NRPA), Project Play (Aspen Institute) and the Esri® Sports and Leisure Market data for 2021. In order to increase participation, knowing the trends and interests of various user groups is crucial.

The NRPA predicts new trends for parks and recreation programming every year. However, due to the COVID-19 global pandemic, things have changed for the recreation industry creating a renewed interest in parks, trails, and the outdoor environment, all of which are very positive for park and recreation agencies. According to NRPA's Top Trends in Parks and Recreation for 2022, December 16, 2021, Feature, by Richard J. Dolesh, **three of top trends predicted for 2022 in parks and recreation are as follows.**

Decline in Youth Sports

Studies have found that there has been a sharp decline in youth sports participation, and a steady decline in physical activity by youth. The Aspen Institute's Project Play State of Play 2021 report indicates that before the pandemic restrictions imposed, participation in youth sports declined from 45 percent in 2008 to 38 percent in 2018.

When Project Play and Utah State conducted their first COVID-19 survey in June 2020, 19% of youth sports parents said their child was not interested in playing sports. By September 2021, that figure was 28%. Also noted, the more money a family has, the less interest a child has in sports these days.

Parks as Infrastructure

The Great American Outdoors Act was passed in 2020 which permanently funds the Land and Water Conservation Fund at \$900 million annually; in addition, with the recent passage of infrastructure funding in the INVEST in America Act, there will be billions of dollars available for land acquisition, park and recreation planning, and infrastructure maintenance, repair, and development. Park Districts who are prepared will be able to tap into funding for projects such as climate change resiliency, deferred maintenance, and stormwater improvements.

Macroeconomics

The "Great Resignation" also known as the "Big Quit", started in 2021; and whether or not this is the cause, park agencies are suddenly without vitally needed part-time staff who work as lifeguards and provide after-school programming and childcare, to name two examples. Kevin Roth, vice president of research, evaluation and technology at NRPA, says,

"Parks and recreation is facing the same pressures that retailers, service industries and other employers are in finding qualified workers."

The pressures pushing up wages are not necessarily only a result of the pandemic, he says. These are market forces, and many park and recreation agencies cannot keep up. "Cities and agencies may not be able to offer the same range and amount of services to the public that they have in the past," he says. "And, this is not going away in a few weeks or months, either."

Kids Need Play

The State of Play for 2021 is Project Play's annual report on trends in youth sports.

Per the aspen institute's research, the state of play in 2021 was both improving and unstable; as families were more comfortable to return to pre-pandemic recreation. However, significant challenges still remain, especially since so many more children became physically and mentally unhealthy during the COVID-19 pandemic.

The Centers for Disease Control and Prevention conducted a study during the pandemic which showed an alarming increase in obesity in children and teens. 22% were classified as obese, an increase from 19%. Even children who had a healthy weight prior to the pandemic saw their annual weight gain increase from 3.4 pounds to 5.4 pounds.

In addition, the demand for mental health services has overwhelmingly increased.

Key findings on youth sports participation:

- Fewer options to play sports due to diminished services
- Wealth still factors into who plays
- Parents are adjusting to COVID-19 fears
- Golf, tennis, and skateboarding exploded in participation
- Many kids are losing interest in organized sports



Local Trends

Trend information was derived from the Environment Science Research Institute (ESRI) Sports and Leisure Market Potential Report. ESRI's U.S. Market Potential data provides details about the products and services consumers want and the civic attitudes they have.

The database is based on survey data from MRI-Simmons and provides the expected number of consumers and a Market Potential Index (MPI). MPI measures the relative likelihood of adults in specific areas to exhibit certain consumer behaviors or patterns compared to the U.S. population as a whole. An MPI of 100 represents the U.S. average while numbers under 100 indicate a lower than average representation and numbers above 100 represent a higher than average representation.

The adjacent page indicates the likelihood participation in certain recreational activities for La Grange Park residents in 2021.

The Top Ten recreational activities La Grange Park residents likely participated in during 2021.

- Walking for exercise
- Swimming
- Hiking
- Jogging/running
- Weight lifting
- Bicycling (road)
- Golf
- Bowling
- Yoga
- Aerobics



Sports and Leisure Market Potential

La Grange Park, Illinois 2021



Demographic Summary		2021	2026
Population		13,130	12,875
Population 18+		10,149	10,050
Households		5,245	5,136
Median Household Income		\$108,184	\$117,101
Product/Consumer Behavior	Expected Number of Adults/HHs	Percent	MPI
Participated in aerobics in last 12 months	910	9.0%	123
Participated in archery in last 12 months	215	2.1%	81
Participated in backpacking in last 12 months	390	3.8%	109
Participated in baseball in last 12 months	435	4.3%	112
Participated in basketball in last 12 months	724	7.1%	93
Participated in bicycling (mountain) in last 12 months	481	4.7%	126
Participated in bicycling (road) in last 12 months	1,275	12.6%	132
Participated in boating (power) in last 12 months	573	5.6%	121
Participated in bowling in last 12 months	1,025	10.1%	107
Participated in canoeing/kayaking in last 12 months	794	7.8%	117
Participated in fishing (fresh water) in last 12 months	878	8.7%	83
Participated in fishing (salt water) in last 12 months	448	4.4%	113
Participated in football in last 12 months	484	4.8%	118
Participated in Frisbee in last 12 months	479	4.7%	126
Participated in golf in last 12 months	1,043	10.3%	123
Participated in hiking in last 12 months	1,618	15.9%	125
Participated in horseback riding in last 12 months	263	2.6%	113
Participated in hunting with rifle in last 12 months	231	2.3%	61
Participated in hunting with shotgun in last 12 months	207	2.0%	65
Participated in ice skating in last 12 months	379	3.7%	142
Participated in jogging/running in last 12 months	1,402	13.8%	126
Participated in motorcycling in last 12 months	259	2.6%	92
Participated in Pilates in last 12 months	376	3.7%	123
Participated in ping pong in last 12 months	475	4.7%	133
Participated in skiing (downhill) in last 12 months	369	3.6%	135
Participated in soccer in last 12 months	501	4.9%	115
Participated in softball in last 12 months	241	2.4%	96
Participated in swimming in last 12 months	2,020	19.9%	126
Participated in target shooting in last 12 months	431	4.2%	86
Participated in tennis in last 12 months	475	4.7%	125
Participated in volleyball in last 12 months	402	4.0%	125
Participated in walking for exercise in last 12 months	3,271	32.2%	127
Participated in weight lifting in last 12 months	1,366	13.5%	126
Participated in yoga in last 12 months	1,228	12.1%	135
Participated in Zumba in last 12 months	459	4.5%	132

Market Potential Index (MPI) over 100

ASSET INVENTORY

Parks and Open Space

The Community Park District oversees (6) six park sites and (1) one recreation center, with a total of 21.65 acres. Based on the 2021 inventory, the CPD Park and Open Space Matrix reflects the current inventory of parks, acreage, classification, and amenities as shown in Table 1. Acreage per ArcGIS property boundaries.

In addition, residents have access to several Cook County Forest Preserves, including the 245-acre Salt Creek Woods Nature Preserve, 196-acre Possum Hollow Woods, and the 16.4 mile Salt Creek Trail System.

Classification of Parks

In 1996, the National Recreation and Park Association (NRPA) published the Park, Open Space, and Greenway Guidelines. The book presented a model of typical park classifications to serve as a guide for organizing agency's parks.

“The purpose of the publication is to underscore the most important objective of the park and recreation planning process; to ensure that a community knows how to go about securing enough of the right kind of land to provide the scale of park and open space system the citizen's desire.” (James D. Mertes, 1996)

Mini Park, Neighborhood Park, School-Park, Community Park, Large Urban Park, and Sports Complexes are the six classifications for parks recognized by the NRPA. The classification of parks and open space is determined not only by acreage but also by function. The Park District's park, open space, and facilities are depicted in the matrix on the following page.



Classifications within the Community Park District

- Mini Park
- Neighborhood Park
- Community Park

Park and Open Space Matrix

Park Site	Acres	Park Classification	Baseball	Softball	Soccer	Basketball	Multi-Use Playcourt	Volleyball	Tennis/Pickleball	Playground	Picnic Shelter	Miles of Fitness Trail	Parking Spaces	Sled Hill	Restrooms	Buildings
Beach/Oak Park	0.76	M				2	1			2	1				yes	
Hanesworth Park	4.67	C	2							1		0.3	94		yes	Concessions
Memorial Park	6.93	C	1		1	1	1	2	5	1	1	0.4	30	1	yes	Activity Building Amphitheater
Robinhood Park	3.80	N	1	1					2	1	1		18		yes	
Stone Monroe Park	1.81	N		2	1	1			2	1	1		10		yes	
William G. Yena Park	3.68	N	2		1	3		1	2	2	2				yes	
Park District Total	21.65		6	3	3	7	2	3	11	8	6	0.7	152	1		
Facility																
Administration Office	Hanesworth Park															
Recreation Center	Hanesworth Park															

Table 1

Mini Parks

- Beach/Oak Park

Neighborhood Parks

- Robinhood Park
- Stone Monroe Park
- Yena Park

Community Parks

- Hanesworth Park
- Memorial Park

LEVEL OF SERVICE

Planning for parks and open space is not a one-size-fits-all approach. Each community has unique characteristics and context to determine adequate facilities, amenities, and programs. Due to this complexity, the NRPA developed a Level of Service (LOS) approach to park system planning that is a quantification of park and recreation delivery and philosophy of a given community.

The LOS is typically defined in parks and recreation master plans as a ratio representing the minimum amount of open space and park land needed to meet the recreation demands of the community. These benchmarks provide agency officials with the ability to respond to growing communities, evolving demographics, and changing needs. The primary metrics for LOS are acreage, distribution, and amenities.

NRPA recognizes that these numbers do not take into account the unique qualities and needs of all communities across the country and furthered refined its approach with NRPA Park Metrics. The power of NRPA Park Metrics is its ability to run comparative reports to help agencies effectively manage and plan their resources and facilities. Park Metrics has thousands of data points and more than 600 completed profiles. It is now the largest and most comprehensive collection of detailed municipal, county, state, and special district data.

Through the database the Park District can compare standards with departments in their state or region and the data that is reported comprises actual numbers rather than a generic national average. When park and recreation agencies establish service area criteria, this improves their ability to develop quality park developments, implement essential park facilities and recreation



amenities, while at the same time, increasing their chances for grant funding.

In addition, the 2021-2025 Illinois Statewide Comprehensive Outdoor Recreation Plan (SCORP) provides an evaluation of the outdoor recreation needs of Illinois residents, and identifies the state’s major outdoor recreation priorities.

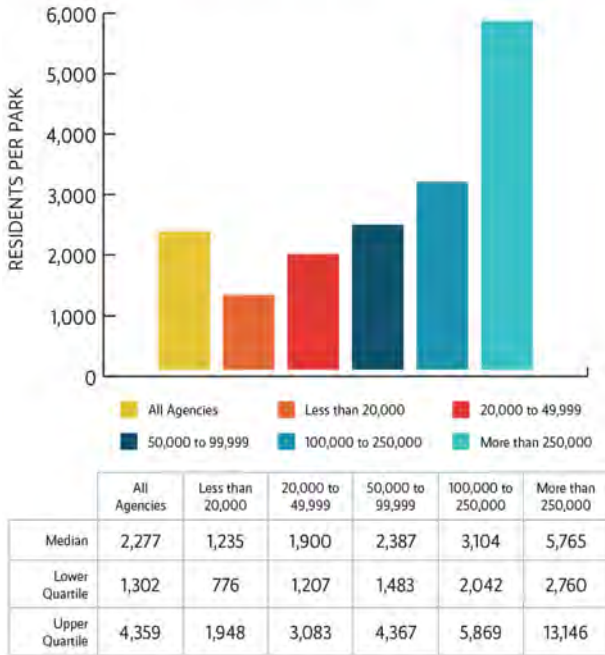
The SCORP is also the foundation for eligibility in the Land and Water Conservation Fund (LWCF) which includes the Open Space Land Acquisition and Development grant (OSLAD) in Illinois. This Master Plan relies on the SCORP for useful life benchmarks and NRPA Park Metrics for national benchmarks.

The following Figures 1, 2, 3, and 5 are from the 2021 NRPA Agency Performance Review. These figures provide data and insight into where the Park District stands compared to “typical” park agencies.

- **Figure 1: Residents Per Park**
- **Figure 2: Acres of Parkland Per 1,000 Residents**
- **Figure 3: Outdoor Park And Recreation Facilities**
- **Figure 5: Indoor Park and Recreation Facilities**

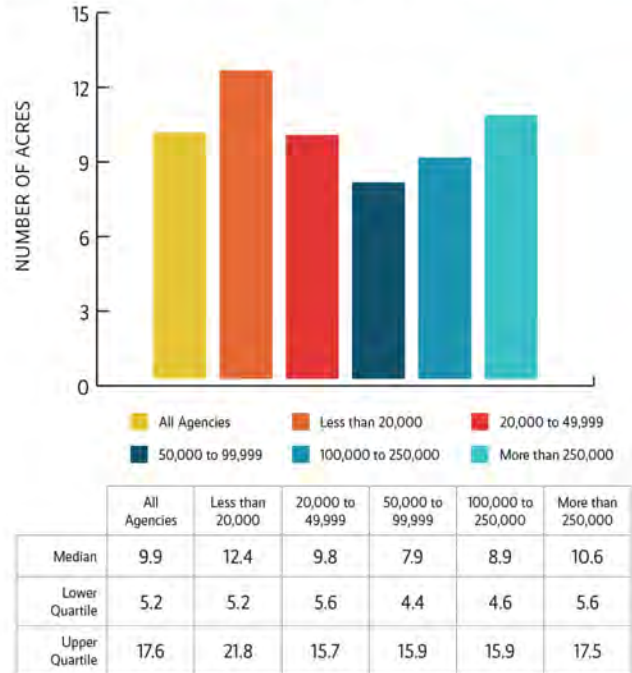
NRPA Park Metrics

FIGURE 1: RESIDENTS PER PARK (BY JURISDICTION POPULATION)



The median of residents per park for jurisdictions with a population of less than 20,000 is 1,235. Community Park District has 2,249 residents per park which exceeds both the median and the upper quartile of 1,948.

FIGURE 2: ACRES OF PARKLAND PER 1,000 RESIDENTS (BY JURISDICTION POPULATION)



Per NRPA, the typical park and recreation agency manages 9.9 acres of parkland for 1,000 residents in its jurisdiction. The smallest agencies, those serving less than 20,000 residents, typically have 12.4 acres per 1,000 residents.

The Park District is currently providing 1.60 acres per 1,000 population, which is dramatically less than the median of typical park agencies within the nation, and less than NRPA's recommended population ratio of 10 acres /1,000 population.

It is not uncommon seeing deficiencies in meeting the acres per 1,000 recommendation in older, mature communities such as La Grange Park that experienced their growth prior to the development of NRPA benchmarking. The total park land calculation does not reflect the use of La Grange Park school facilities.

**FIGURE 3: OUTDOOR PARK AND RECREATION FACILITIES — POPULATION PER FACILITY
(BY PREVALENCE AND POPULATION PER FACILITY)**

Type of Facilities	Median Number of Residents per Facility						
	Percent of Agencies	Population of Jurisdiction					
All Agencies		Less than 20,000	20,000 to 49,999	50,000 to 99,999	100,000 to 250,000	More than 250,000	
Playgrounds	94.4%	3,607	2,132	2,961	3,672	4,804	8,271
Basketball courts	87.4	7,187	4,051	7,000	8,790	8,477	11,632
Tennis courts (outdoor only)	81.4	5,089	2,748	4,819	5,726	5,818	9,997
Diamond fields: baseball — youth	78.0	6,763	3,000	5,099	7,560	12,914	23,619
Rectangular fields: multipurpose	66.4	8,750	3,895	7,400	11,212	10,792	22,538
Diamond fields: softball — adult	65.5	13,510	5,663	11,184	16,250	28,081	35,875
Dog parks	64.9	46,000	11,148	27,528	58,926	76,610	129,506
Diamond fields: softball — youth	59.3	11,287	5,447	9,891	11,884	26,073	43,670
Swimming pools (outdoor only)	51.5	37,569	8,591	25,402	43,100	67,004	93,534
Diamond fields: baseball — adult	51.3	20,159	7,989	20,522	22,366	38,899	48,657
Rectangular fields: soccer — youth	48.9	7,192	3,433	5,833	8,291	12,646	32,649
Community gardens	48.3	31,175	9,001	25,480	51,197	72,238	96,322
Tot lots	45.1	11,000	6,194	8,974	13,701	19,122	22,163
Multipurpose courts: basketball, volleyball	44.6	20,000	6,200	18,850	24,644	36,979	70,287
Rectangular fields: soccer — adult	43.6	12,943	7,541	11,161	12,800	20,000	30,092
Skate parks	39.3	49,750	11,000	31,248	66,672	109,798	247,664
Rectangular fields: football	36.5	25,977	7,917	16,584	31,972	51,719	78,656
Multipurpose synthetic fields	21.0	38,328	13,200	22,041	40,305	53,550	112,707
Ice rinks (outdoor only)	17.9	16,664	10,000	13,049	29,386	112,000	472,688
Rectangular fields: cricket	12.1	128,393	ISD*	29,404	62,958	110,936	370,119
Rectangular fields: lacrosse	11.2	29,000	7,051	13,333	33,437	63,250	174,861
Overlay fields	8.7	15,385	4,385	8,935	10,724	42,139	87,438
Rectangular fields: field hockey	3.5	23,270	ISD*	15,007	ISD*	110,558	ISD*

*ISD = Insufficient Data

Per NRPA, the typical park and recreation agency with a population of less than 20,000 has:

- One playground for every 2,132 residents
- One basketball court for every 4,051 residents
- One outdoor tennis court for every 2,748 residents
- One dog park for every 11,148 residents

**FIGURE 5: INDOOR PARK AND RECREATION FACILITIES — POPULATION PER FACILITY
(BY PREVALENCE AND POPULATION PER FACILITY)**

Type of Facilities		Median Number of Residents per Facility					
		Population of Jurisdiction					
	Percent of Agencies	All Agencies	Less than 20,000	20,000 to 49,999	50,000 to 99,999	100,000 to 250,000	More than 250,000
Recreation centers	63.9%	30,709	9,800	24,545	41,452	53,550	71,514
Community centers	58.6	29,000	9,045	26,099	41,245	56,025	109,089
Senior centers	39.0	61,975	12,304	34,674	68,540	122,000	275,401
Performance amphitheaters	35.1	62,927	11,000	31,115	59,294	113,221	341,294
Nature centers	31.6	109,212	11,704	33,164	69,250	125,000	361,613
Aquatics centers	25.0	49,024	11,000	29,790	62,313	85,500	235,760
Stadiums	18.0	64,800	9,126	27,192	62,682	135,323	330,868
Ice rinks	13.2	55,174	7,911	27,000	55,174	102,543	385,525
Teen centers	12.8	57,729	12,044	32,000	57,027	152,714	343,661
Arenas	6.5	53,236	7,102	24,413	66,215	118,271	499,500

Community Park District has 13,494 residents per Community Center which is slightly higher than the median of 9,045 per NRPA’s metrics.



Types of Service

For the CPD, we analyzed the following Level of Service measurements: acreage, amenities, and distribution, to understand how equitable and comprehensive the CPD current park and recreation offerings are.

Acreage

A calculation of the minimum number of land required to provide all of the recreation activities, and facilities required to support such activities.

Amenities

A calculation of the minimum number of amenities and facilities required to meet state and / or national averages.

Distribution

An evaluation of how equitable park and open space sites are placed throughout the community, as well as how accessible existing sites are to residents.



Acreage

NRPA states that each community should be considered on an individual basis in order to tailor the most appropriate range, quantity and quality of recreational facilities within the district's fiscal limits. Acreage of park land per 1,000 residents remains the most common technique of expressing equal opportunity, even though conditions and needs vary greatly between areas. NRPA Park Metrics benchmarks were used to understand how the Community Park District compares to agencies of similar population size.

This technique was utilized to determine the acreage Level of Service for the Park District.

Per the 2021 NRPA Agency Performance Review, the typical park and recreation agency offers one park for every 2,277 residents served, with 9.9 acres of parkland per 1,000 residents.

For agencies with a jurisdiction of the less than 20,000, there is one park for every 1,235 residents. Community Park District currently provides one park for every 2,249 residents.

Based on the NRPA benchmark of 9.9 acres per 1,000 population, 133.55 acres of Mini, Neighborhood and Community Park space is recommended for the Park District.

Currently the Park District is providing 1.60 acres per 1,000 population, which is well below the NRPA recommended level of service; however, it is only slightly below the Park District's adopted standard of **2.0 acres per thousand residents**. The Park Board adopted this standard as it is supportive of existing parks, but reflects a need to expand existing parks where possible.

In addition, residents do have access to several Forest Preserve open space areas, including the adjacent 245-acre Salt Creek Woods Nature Preserve operated by the Forest Preserves of Cook County.

2020 Population of Community Park District : 13,494					
Park Classification	Community Park District Existing Parks		IAPD/NRPA Recommended Guidelines		Total Acreage Provided
	Acreage	Level of Service (acres per 1,000 residents)	Acreage	Level of Service (acres per 1,000 residents)	
Mini Parks	0.76	0.06	3.37	0.25	(-2.61 deficit)
Neighborhood Parks	9.29	0.69	13.49	1.00	(-4.20 deficit)
Community Parks	11.60	0.86	67.45	5.00	(-55.85 deficit)
TOTAL ACRES	21.65	1.61	84.31	6.25	

Amenities

In addition to acreage, facilities and amenities available to the park district residents is another measure of Level of Service. The NRPA Agency Performance Review has facility development metrics in addition to the core system for park classifications. Facility standards define the number of recreation facilities needed to accommodate a community's needs for various activities. It is important to note that local demand may be greater than the national metrics standard. However, the NRPA's Outdoor Park and Recreation Facilities metric is generally an adequate approximation of the surpluses and deficiencies of various facilities.

As shown in Figure 3, the 2021 NRPA Agency Performance Review, indicates an overwhelming majority of park and recreation agencies have playgrounds (94.4 percent) and basketball courts (87.2 percent) in their portfolio of outdoor assets. Further, a majority

of agencies have diamond fields for baseball and/or softball, tennis courts, dog parks, and multipurpose rectangular fields.

The table below compares the Park District's existing amenities to the national standards for agencies with a population of less than 20,000.

The Park District has a surplus of playgrounds, basketball courts, tennis courts, baseball fields and multi-use courts.

The Park District is deficient in dog parks, soccer fields, skate park, synthetic turf field, and swimming pool. Considering one or more of these amenities when developing the concept plans will help how the District compares to the national average.

NRPA Park Metrics - Outdoor Park and Recreation Facilities		
Outdoor Facility Agencies Offering	Median Number of Residents per Facility (Population less than 20,000)	Community Park District Residents per Facility
Playgrounds	2,132	1,687
Basketball courts	4,051	1,927
Tennis courts (outdoor only)	2,748	1,687
Diamond fields: baseball	3,000	2,249
Swimming pools (outdoor only)	8,591	0
Dog park	11,148	0
Rectangular fields: soccer field	3,433	4,498
Rectangular fields: football field	7,917	0
Multiuse courts - basketball, volleyball	6,200	2,699
Ice rink (outdoor only)	10,000	0
Multipurpose synthetic field	13,200	0
Skate Park	11,000	0
Recreation Centers	9,800	13,494

 Surplus Amenities

Distribution

Distribution LOS studies the location and geographic distribution of parks to determine how equitable these sites are placed through the community. The location and distribution of parks indicates the level a Park District is serving its residents and may reveal areas of the community which are under-served. The following maps illustrate the suggested service area for Mini Parks, Neighborhood Parks and Community Parks.

Mini Park

The smallest type of park, mini parks are mainly designed to serve a concentrated population or a specific age group or function. They are designed for a ¼-mile radius of service. The park is generally a walk-to type park with play area, small shelter and passive activities.

Neighborhood Park

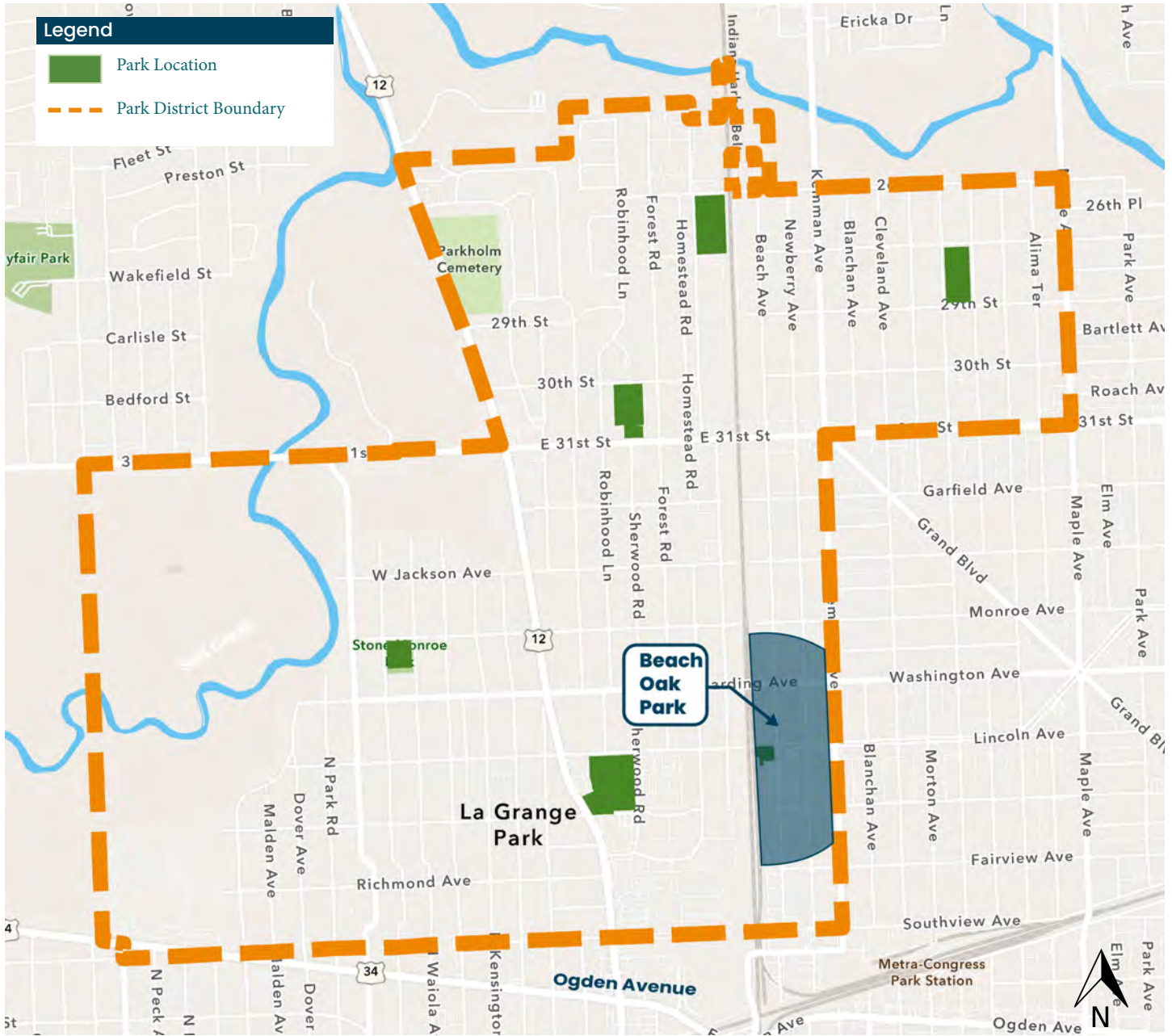
Neighborhood parks are designed for a ¼ to ½ mile radius of service. Concentrated intense recreation activities are common in these parks, such as play areas, sports fields, picnic areas and trails. They are usually designed within a limited amount of space.

Community Park

Community parks generally range in size from 10 to 50 acres. These parks are designed for a 1 to 3 mile radius of service and usually serve two or more neighborhoods. These parks are considered drive-to destinations. They serve as gathering spaces and focus on meeting the community's needs.



MINI PARK DISTRIBUTION



Mini Park service areas are considered walk-to destinations so the service area is truncated at non-residential roads or other physical barriers such as railroad lines.

The map above illustrates that 6% of the 13,494 residents within the Community Park District boundary have walkable access within a 1/4 mile to a Mini Park.

Population Served: Mini Park



Mini Park Service Area

- 13,494** Park District Total Population
- 6%** Residents Served
- 94%** Residents Not Served

NEIGHBORHOOD PARK DISTRIBUTION



Neighborhood Parks are walk-to destinations, and for that reason, their service areas are clipped at non-residential roads or other physical barriers such as railroad lines.

Overall 66% of residents within the Community Park District boundary are served by a Neighborhood Park. The largest gaps are the far northern and southeast portion of the Park District.

Population Served: Neighborhood Park



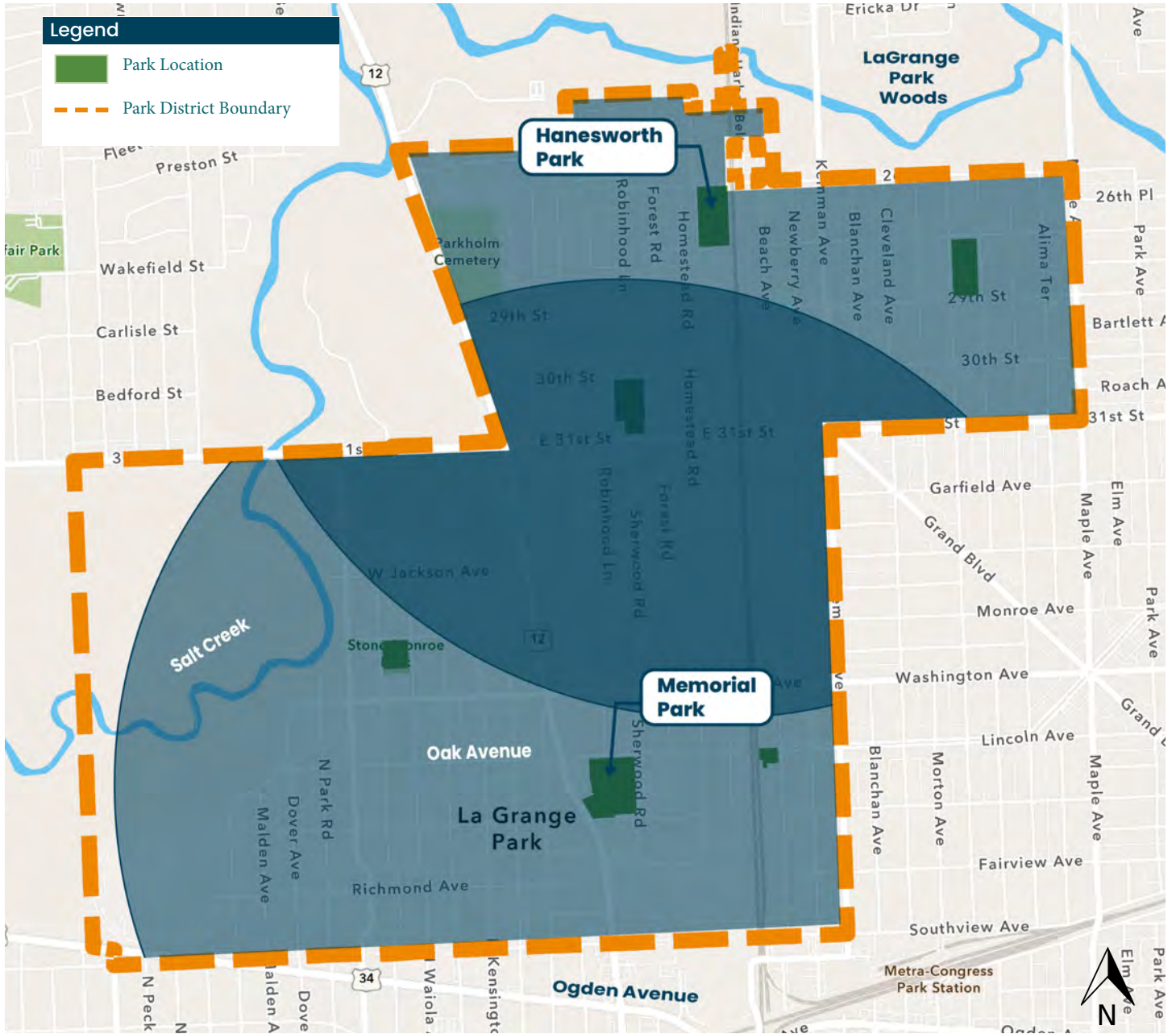
Neighborhood Park Service Area

13,494 Park District Total Population

66% Residents Served

33% Residents Not Served

COMMUNITY PARK DISTRIBUTION



Community Parks are considered drive-to destinations; therefore, service areas are not truncated to railroads, arterial roadways, etc.

The map above illustrates that 99% of residents within the Community Park District boundary are served by a Community Park. The only gap is along the far west boundary which is Forest Preserve property and a religious organization.

Population Served: Community Park



Community Park Service Area

- 13,494** Total Population
- 99%** Residents Served
- 1%** Residents Not Served

SITE INVENTORY AND ASSESSMENT

The purpose of the inventory and assessment was to gain a comprehensive and accurate picture of the opportunities available to the residents. The inventory process was conducted by the consultant team during the months of November 2021 and June 2022. An average of an hour was spent on each park property preparing a general inventory of amenities, assessing their condition and noting potential improvements for each site.

Existing conditions of site furnishings, recreation amenities, court surfaces and equipment, athletic fields, fencing, and turf grass were documented. The “comfort and convenience” elements were analyzed, including the availability of adequate shade, seating, parking, restrooms, etc. The overall design and ambiance of the site was also assessed.

The information collected on the outdoor park sites is detailed in this chapter. 2021 aerial photography by Google™ Earth was reviewed and served as the basis for the park maps in this plan. Individual inventory sheets were prepared and photographs taken of each site, including general park views, specific amenity views and detail photos of furnishings and problem areas.

Park maintenance was also considered in the evaluation. Maintenance recommendations are included as a part of the comprehensive plan where appropriate.

In addition to the tangible features listed above, the team also evaluated the broad sense of place or overall function of the facility’s design. These broad categories were evaluated by assessing the overall facility, as well as the site’s setting.

The Park Assessments inspection guidelines are as follows:

Inspection Guidelines:

- Rating 5 - Condition is Excellent
- Rating 4 - Above average Condition
- Rating 3 - Needs Improvement
- Rating 2 - Barely Acceptable
- Rating 1 - Unacceptable/Immediate Attention Required


The following park elements were assessed for condition.

Park Elements

- Site Furnishings
- Curb appeal
- Pedestrian/Internal access
- Buildings
- Sports fields
- Athletic courts
- Paths/Trails
- Landscaping
- Lawns
- Athletic Turf
- Water play
- Playground
- Signage
- Safety
- Maintenance

BEACH/OAK PARK

982 W Oak Ave.



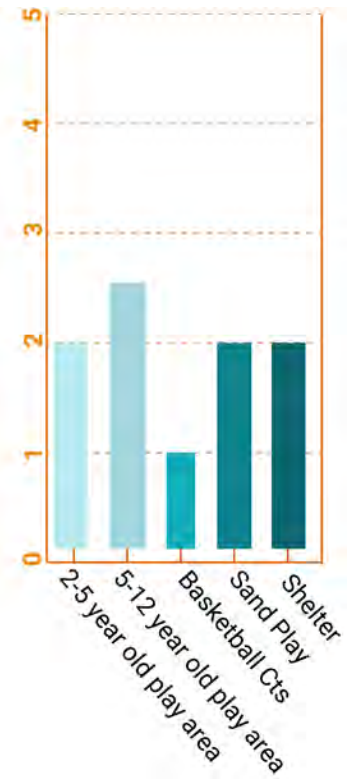
This 1.0 acre Neighborhood park is located at the corner of Beach Avenue and East Oak Avenue. The park currently includes a train-themed 2-5 year old play area, a 5-12 year old play apparatus, a shelter, raised planting bed, various outcropping stones, and a lit basketball court. Overall, the park is in fair condition. The play apparatus is dated. The concrete seat walls are in fair to poor condition, the ADA ramps were retro-fitted, the shelter needs to be painted, the basketball court surface is cracking, the adjacent sidewalk causes a trip hazard and the chain link fence is rusted. The existing concrete walks are in fair to good condition. The existing turf and landscape plantings are in good condition.

- A. 2-5 year old Play Area
- B. 5-12 year old Play Area
- C. Basketball Court
- D. Sand Play
- E. Shelter





Beach/Oak Park Rating: 2.3



HANESWORTH PARK

1501 Barnsdale Rd.

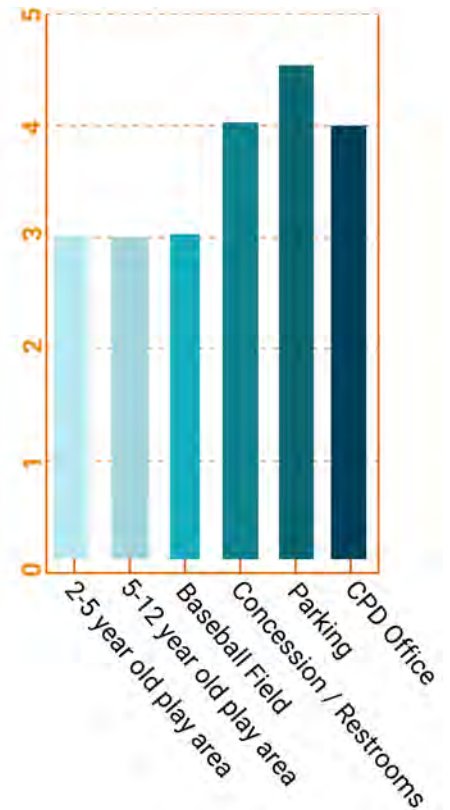


Located at Barnsdale Road and 26th street, this 5.0 acre park includes two lighted baseball fields, a playground with 2-5 year old and 5-12 year old elements, fitness trail, and recreation center. Overall the park is in fair to good condition. The play equipment was installed over fifteen years ago and is beyond its useful life cycle. There is no accessible route to the play structures and four belt swings. There is not a direct sight line to the batting cages due to large evergreen shrubs and it feels unsafe in this area. The ballfields hold water and need to be regraded. The parking lot is in very good condition. The walking path is in fair condition.

- A. 2-5 year old Play Area
- B. 5-12 year old Play Area
- C. Baseball Field
- D. Concession Stand/Restrooms
- E. Parking
- F. Community Park District Office



Hanesworth Park Rating: 3.6



MEMORIAL PARK

132 W Oak Ave.

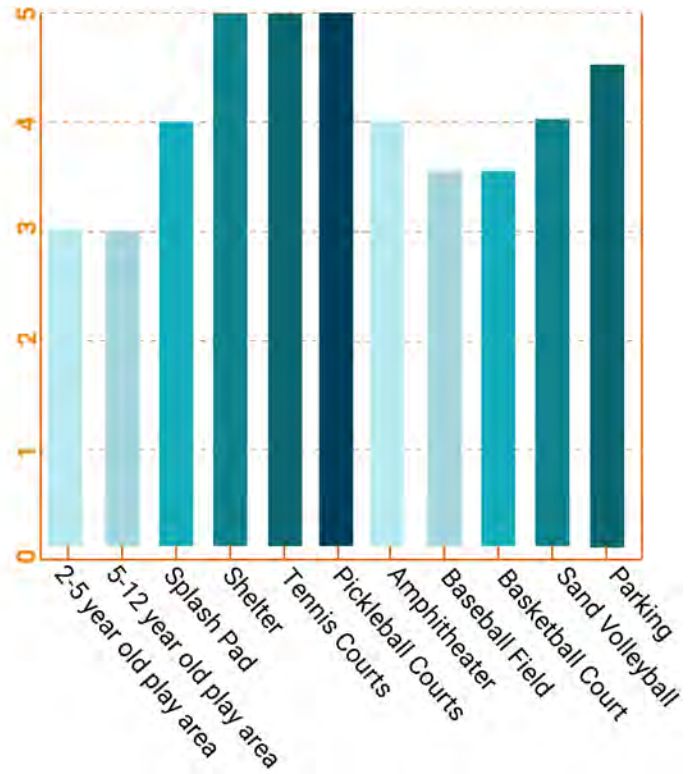


The 5.0 acre Memorial Park is overall in very good condition. The multi-use court area was redeveloped in 2020 and is in excellent condition. The park includes a basketball court, multi-use court, sand volleyball, pickleball courts, a playground with 2-5 and 5-12 play structures with accessible ramps, splash pad, Veterans Memorial, pump track, bocce court, baseball and soccer fields, and 0.4 miles of trail. The dry stack retaining wall at the amphitheater is starting to fail. The basketball courts have cracks and need resurfacing. The pump track turf is quite worn. The chain link fencing at the courts is rusting and needs to be replaced or painted. A few of the lights at the multi-use courts are not working. The existing turf and landscape plantings are in good condition. The shelter and parking lot are in good condition.

- A. 2-5 year old Play Area
- B. 5-12 year old Play Area
- C. Splash Pad
- D. Shelter
- E. Tennis Courts
- F. Pickleball Courts
- G. Amphitheater
- H. Baseball/Soccer Field
- I. Basketball Court
- J. Sand Volleyball
- K. Parking Lot



Memorial Park Rating: 4.0





ROBINHOOD PARK

1121 E 31st St.

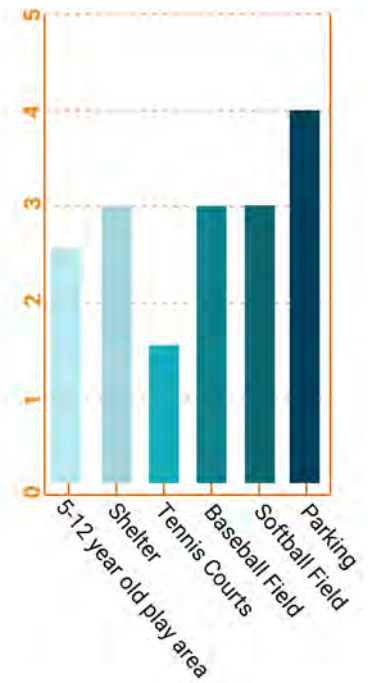


Robinhood Park is 3.0 acres and has ballfields, tennis courts, a 5-12 play structure, portable soccer goals, walking path, nature play area, and portable restrooms. The park is in fair condition. The ballfields hold water and need regrading. The backstops are in fair to poor condition. The ballfields do not have an accessible route. The tennis courts are in poor condition and need resurfacing. The tennis court fencing is in fair to good condition. The site furnishings are in fair condition and do not include an ADA accessible route. The shelter is in fair condition. The walking path has some cracking and is in fair condition. We noted that visibility is limited from E 31st Street into the park, making users feel unsafe at times.

- A. Nature Play/5-12 year old Play Area
- B. Shelter
- C. Tennis Courts
- D. Baseball Field
- E. Softball Field
- F. Parking

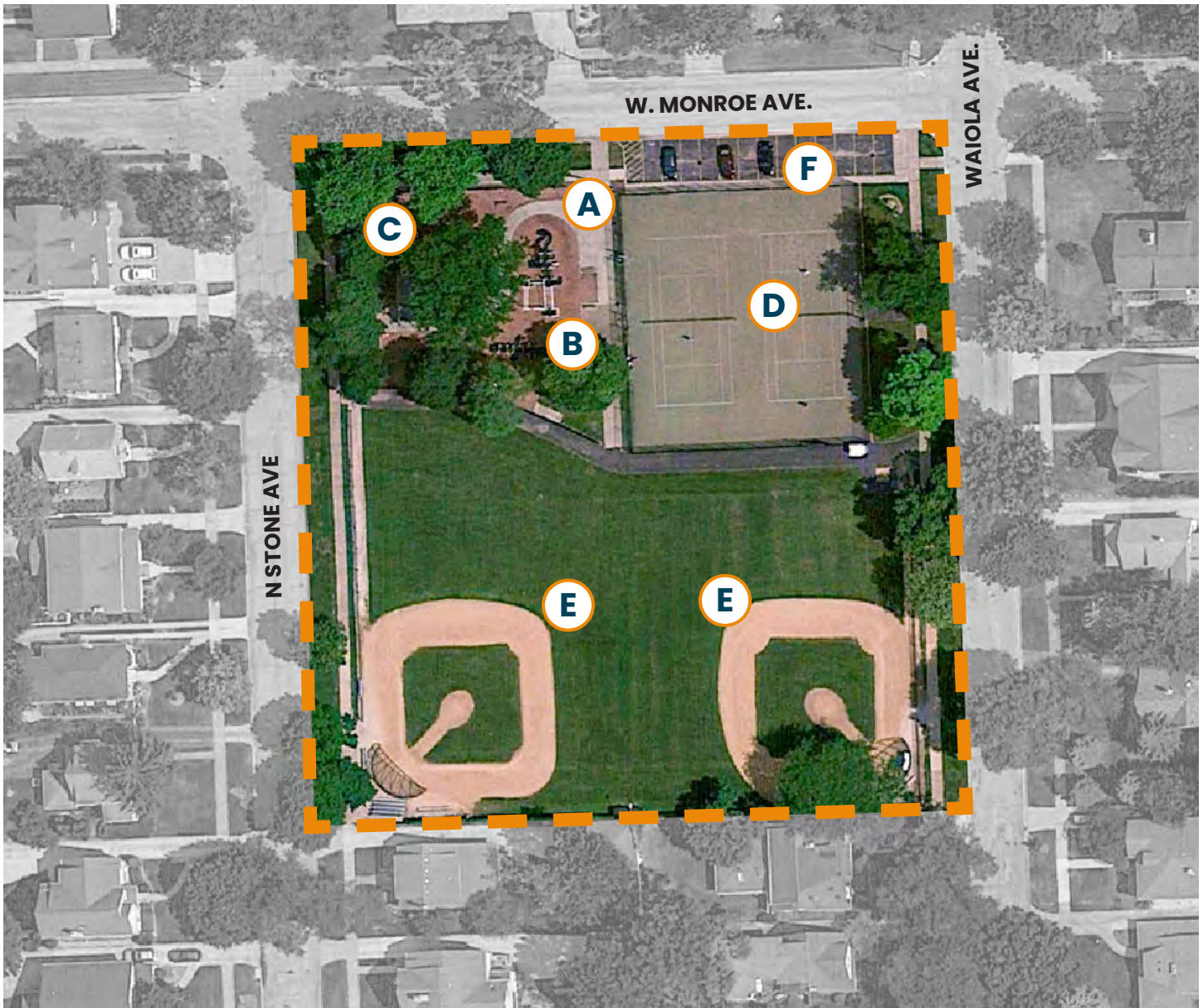


Robinhood Park Rating: 2.8



STONE MONROE PARK

734 N Waiola Ave.

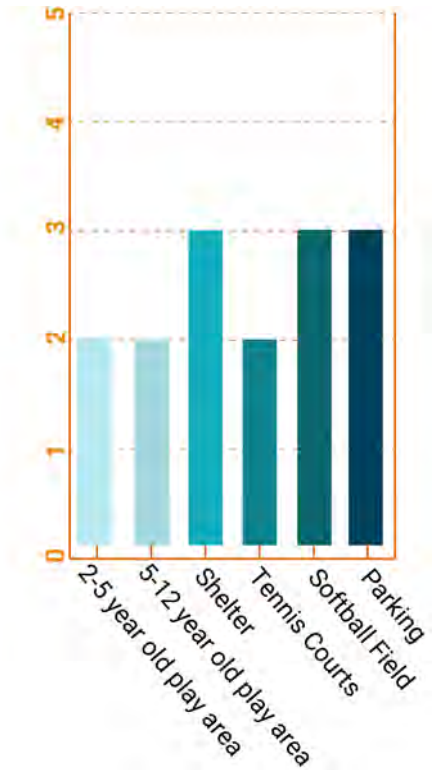


The 2.5 acre Stone Monroe Park includes softball fields, a soccer field, basketball court, tennis courts with carpet surface, play area with 2-12 year structures, shelter and portable restrooms. The park is in fair to good condition. The tennis courts need resurfacing and the fencing needs to be painted. The play areas which appear to be in good condition are beyond their useful life cycle. They also have modular ramps to make the equipment accessible. The play area safety zones should be checked for impeding trees within them. The shelter is in good condition. The infields include a tripping area between infield and outfield. The fields should be regraded. The backstop should be repainted.

- A. 2-5 year old Play Area
- B. 5-12 year old Play Area
- C. Shelter
- D. Tennis Courts
- E. Softball Field
- F. Parking



Stone Monroe Park Rating: 2.5



WILLIAM G. YENA PARK

1423 Raymond Ave.

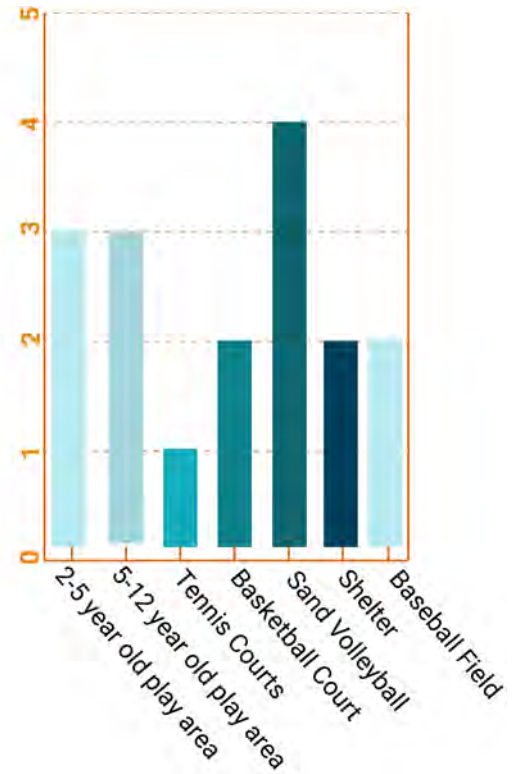


William G. Yena Park is a 5.0 acre park containing baseball fields, soccer field, half court basketball, sand volleyball, tennis courts, and a play area with 2-5 year old and 5-12 year old structures. The courts are in poor condition with many surface cracks and faded line work. The basketball standards are in poor condition. The play equipment and shelters are in good condition; but the play equipment is beyond its useful life cycle. The fencing is in fair condition. Visibility from each play area is minimal, making it hard to watch children in each. Perimeter sidewalks are non-existent which makes access to and throughout the park difficult for the residents. The turf is overall in good condition, but there are some minor drainage issues.

- A. 2-5 year old Play Area
- B. 5-12 year old Play Area
- C. Tennis Court
- D. Basketball Court
- E. Sand Volleyball
- F. Shelter
- G. Baseball Fields



Yena Park Rating: 2.4







CHAPTER 3

VISIONING

**INTENTIONALLY LEFT
BLANK.**

VISIONING

Methodology

A critical component of the Comprehensive Master Plan is effective public engagement.

Overall, the community visioning process must be balanced, open, and collaborative which will build public trust in the process and the plan.

Close interaction with the Park District staff, residents, stakeholders, and Park Board members was accomplished throughout the process and resulted in the identification of residents' concerns, expressed needs and priorities regarding the parks, facilities, programs and services of the Community Park District.

Key elements in the community visioning process included:

- A website page which kept the residents up-to-date on the process, key meetings, surveys, and working documents.
- Stakeholder interviews
- Focus Groups
- Community Workshop #1
- Community Workshop #2
- Interactive Board Workshop
- Statistically-Valid Community-wide Survey

Through the meetings, interviews, survey and on-line platform, over 550 community members participated in the development of this plan.

Focus Groups/Stakeholder Interviews/Community Workshop

The community visioning process included five focus group meetings on December 13, 2021 and several individual key stakeholder interviews with community leaders.

The focus groups included an invited group of individuals including civic and community leaders, Park District staff, and athletic affiliate groups.

The meetings were an open-discussion format to allow the consultant team to gain insight into the CPD.

Participants were asked several questions regarding the perceived strengths and weaknesses of the CPD, the challenges facing the Park District and the general quality of the Park District's services to the community. The questions asked to each group was consistent so as to ensure consistency across all respondents. However, not all questions were asked at each meeting based on the overall knowledge of the participants, responses received on a topic from a previous question, or time constraints.

The focus group participants and stakeholders provided a wealth of information and thoughts about the District's future. The following is a bulleted summary of the comments most commonly discussed and a general consensus of the respondent's answers.

Park District Strengths

- Good job promoting and getting the word out to the community
- Always a plan to do something more with the parks
- Staff is a huge asset
- Preschool Program
- Theater Program
- Parks located in neighborhoods
- Memorial Park improvements
- Little League
- Concerts at Memorial Park

Park District Weaknesses

- Limited amount of staff
- Lack of space and facilities
- Funding an issue
- Middle-aged adult programming lacking
- Senior programming lacking
- Security
- Parks need updating
- Equity across all park sites
- More accessible options in the parks
- Teen programs
- Difficult to cross tracks/La Grange Road

Top Priorities for the Next 3-5 Years

- Park improvements
- Synthetic turf fields at Hanesworth
- Maintenance and upkeep
- Modernize
- Pedestrian walking paths
- Indoor gym
- Indoor fitness/workout area
- Building expansion
- Focus on overall healthy living
- Wifi in our parks

What do You Envision for the Parks?

- More adult sports leagues
- Live music
- Bean bags, bocce, horseshoe courts
- Circuit Fitness
- Yoga
- Bankshot
- Walking Paths
- Sensory activities
- Innovative climbing pieces
- Zip line
- Solar charging tables
- Musical sensory play
- Food trucks
- Shuffleboard
- Shade sails
- Dog Park
- More programs for 12 - 18 year olds
- Ping Pong

Park Board Workshop

Two Board workshops were held to discuss the strengths, weaknesses, and opportunities of the Park District. Specific attention was given to potential improvements to parks and strategic planning. Other discussion included facility improvements, outreach, and operations.

The Park District Board members were asked several focus questions. The results are summarized below. All comments are documented as stated by Board members during the meeting.

Park District Strengths

- Love how they are always trying new things
- Director is a huge strength, she goes above and beyond
- Preschool Program
- Passionate staff, no one complacent
- Parks nice

Park District Weaknesses

- Funding
- Land-locked
- District divided by the railroad tracks
- Website

Key Critical Issues to Consider

- Be more inclusive
- Generational inclusivity - infants to seniors
- Communication/awareness need to improve
- Are residents afraid to approach the Park Board?
- Reinforcing safety and security
- Use electronic mail more
- Need to market more of what the District offers

Top Priorities for the Next 3-5 Years

- Beach Oak Park renovation
- Poured-in-place rubber surface in the parks
- Programming - add programs and use all District sites, not only Memorial Park
- New programs needed
- Enhancement of parks and green space
- Pickleball
- Indoor basketball and volleyball
- Outdoor work spaces
- Climate challenges
- Indoor gym/recreation area
- Walking paths
- Safety concerns
- Strengthen the partnership between the Village and the Park District
- More equipment to accommodate children with special needs

The most common requests received during the community visioning process were:

- **Park improvements**
- **Indoor recreation expansion**
- **Dog park**

Community-Wide Recreation Interests Survey

The Community Park District is important to its residents who view recreation as a fundamental part of daily living, rather than a fringe consideration. A recent study discovered that the average U.S. citizen has approximately 34 hours available for recreation each week. Using this figure as a base, one can estimate that the 13,494 residents within the CPD boundaries alone have nearly 459,000 hours available for recreation each week, or more than 23 million hours per year. This tremendous pool of hours available for recreation, coupled with the increased expectations placed by residents (particularly during the COVID pandemic), has created a heightened demand for long-range planning in the

operations of the CPD's programs, facilities, and parks.

Surveys, when coupled with a mixed methods approach offer residents one of several ways to engage in the planning process. The collective results highlight attitudes and interests about the Park District and determine ways in which residents would choose to recreate, compete, exercise, participate in the arts, and enjoy their leisure time.

In response to this need, the planning team in collaboration with the Park District assisted with a localized assessment of the CPD's parks, programs, and facilities.



Purpose

To design, develop, and administer a community-wide recreation interests survey to assess the CPD's park and recreation services. Furthermore, the results of the study seek to provide the CPD with accurate information that can be used to guide its strategic and comprehensive master planning efforts.

Objectives

To meet the study's purpose, it is expected that the results will provide insight into the following objectives:

- The residents' current patterns of participation with existing parks, programs, and facilities.
- The residents' satisfaction with current parks, programs, and facilities.
- The residents' attitudes and preferences with the Park District's marketing and publicity methods.
- The residents' opinions concerning equity, conservation, and health & wellness initiatives and opportunities within the Park District.
- Obtain feedback from residents on the future recreation needs (i.e., expansion or development of new parks, programs, and/or facilities) within the Park District).
- Obtain general demographic characteristics of the Park District's residents.



Study Procedures

A fourteen page, 37-item questionnaire was generated to collect information to meet the study's purpose and objectives. The project team worked closely with the CPD to develop a questionnaire that addressed needs of the Park District and its residents.

The primary data collection instrument for the study was a mailed postcard that was sent to every household within the Park District. 5,688 households within the 60526-zip code received a notification postcard regarding the survey/census. The postcard included a quick response code that connected to the online survey/census. Additionally, the online survey/census was broadly shared in a variety of other ways.

Response

473 usable questionnaires were submitted. This survey/census response rate is consistent with other similar Park District studies.

However, other factors might indicate that this response rate is atypical when compared to other studies that have offered shorter survey instruments (other surveys averaged six pages in length when compared to CPD's fourteen pages) and were mailed to larger populations (i.e., another Park District survey/census was distributed to 7,200 households and received 480 responses).

The following charts and graphs illustrate the respondents opinions regarding parks, programming, and management functions/initiatives. The complete report is located in the Appendix.



Demographic Characteristics

The first section of the survey/census assessed residents' demographic characteristics. Respondents were asked if they reside in La Grange Park, Illinois. If survey participants responded "yes," they were asked to complete three additional demographics questions. These three additional items included questions regarding number of people (by age) living in household, years lived in the CPD, and residential location.

Respondents who answered "no," to this question were directed through skip logic to a question regarding their location of residence. This section concluded by asking all respondents to identify the number of household members and their age ranges. These characteristics are provided in Table 1.

Table 1. Household/Respondent Characteristics

Do you reside in La Grange Park, Illinois?	
Yes (n=410)	No (n=63)
How long have you lived within the area serviced by the CPD? (n=396) Mean = 14.5 yrs	If you do not live in La Grange Park, in which community do you reside? (15 total communities were represented in the response)
Where do you reside? (n=388)	Community
	Respondent/ Sample Value
North of 31st St/West of Railroad Tracks	12.89%
North of 31st St/East of Railroad Tracks	15.72%
South of 31st St/West of Railroad Tracks	53.61%
South of 31st St/East of Railroad Tracks	15.98%
None of the Above	1.8%
	Berwyn
	4
	Brookfield
	25
	Broadview
	0
	La Grange
	13
	North Riverside
	2
	Westchester
	5
	Western Springs
	2
	N/A
	3

How many people in your household fall within the following categories?	Respondent/ Sample Value
Under 5 years old (n=164)	Mean = 0.9
6 – 12 years old (n=260)	Mean = 1.2
13 – 17 years old (n=83)	Mean = 0.7
18 – 25 years old (n=78)	Mean = 0.8
26 – 35 years old (n=99)	Mean = 0.9
36 – 50 years old (n=401)	Mean = 1.6
51 – 64 years (n=193)	Mean = 1.2
Over 65 years old (n=214)	Mean = 1.7

Household Participation: Park Areas

Respondents were asked, “Have you or members of your household utilized the following park areas during the last two years (24 months)?” The respondents were asked to select from one of the five categories: none, 1-5 times, 6-10 times, 11-25 times, or more than 25 times. 424 survey respondents answered at least one item for this question. Memorial Park had the highest percentage of users who had visited the

park more than 25 times in the last two years and slightly more than 90% of survey participants had visited Memorial Park at least one time in the last twenty-four months.

Alternatively, slightly more than 30% of survey participants used Beach Oak Park at least one time in the last two years. Complete results are provided in Figure 1.

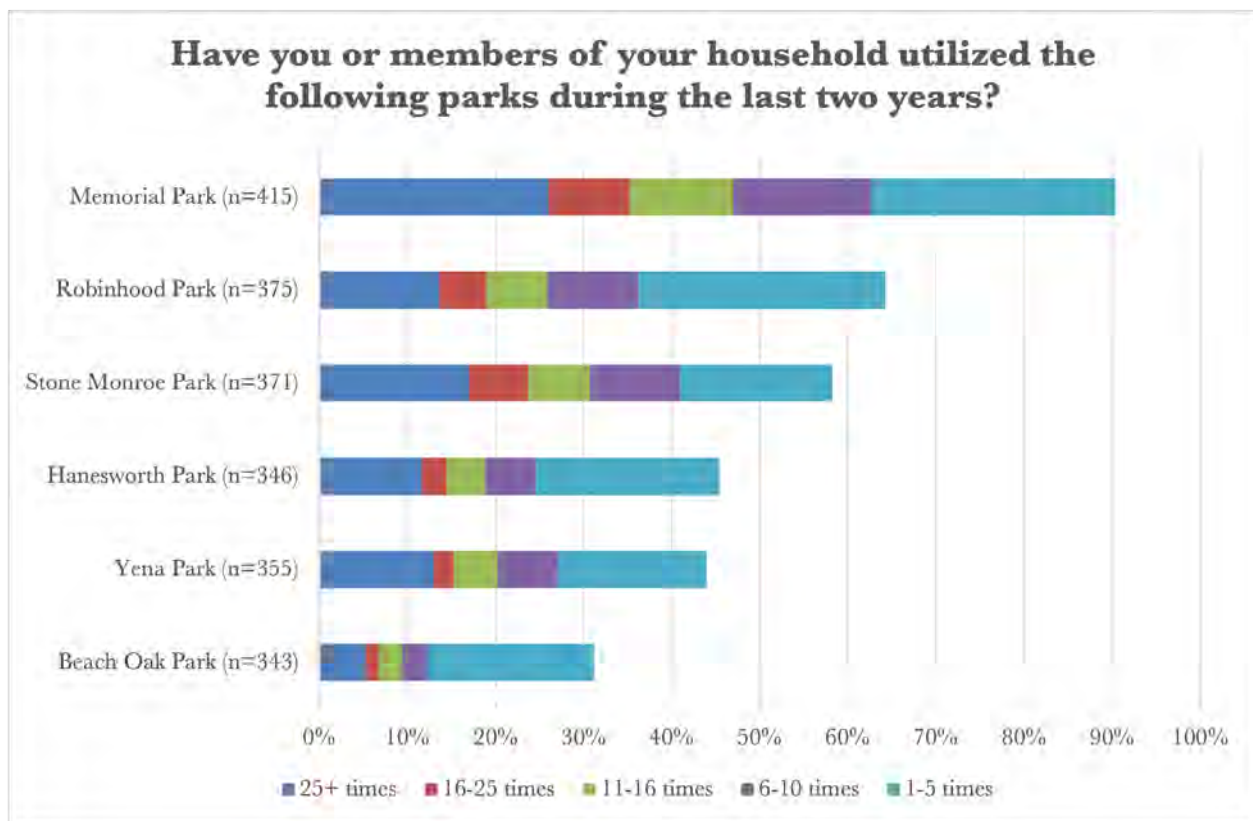


Figure 1.

Household Participation: Youth Programs

Respondents were asked, “Have you or members of your household registered for the following CPD youth programs during last two years (24 months)?” The respondents were presented with 16 variables and asked to select from one of three categories: none, 1-2 times, 3-5 times, or more than 6 times.

Category (1-2 times 3-5 times, and 6 times) selections were combined to represent youth program use patterns over the last two years. Summer camps (17%), Ready Teddy Preschool (16%) and Early Childhood Enrichment Programs (13%) received the highest combined use over all three categories. However, the range of participation was not extreme (1%-17%), which may indicate

that CPD’s programs are developing and exhibit room to grow. Also, during this time, the Illinois Governor, the Illinois Department of Public Health, County officials, and local public health authorities mandated several policies related to mitigating the spread of COVID-19. These mandates significantly impacted Park District programming.

Additionally, 23 “other” responses were written-in for the open-ended option for this question. All responses were unique (i.e., nerf warz, pre-tumbling) with several adult programs listed as well.

Complete results are provided in Figure 3.

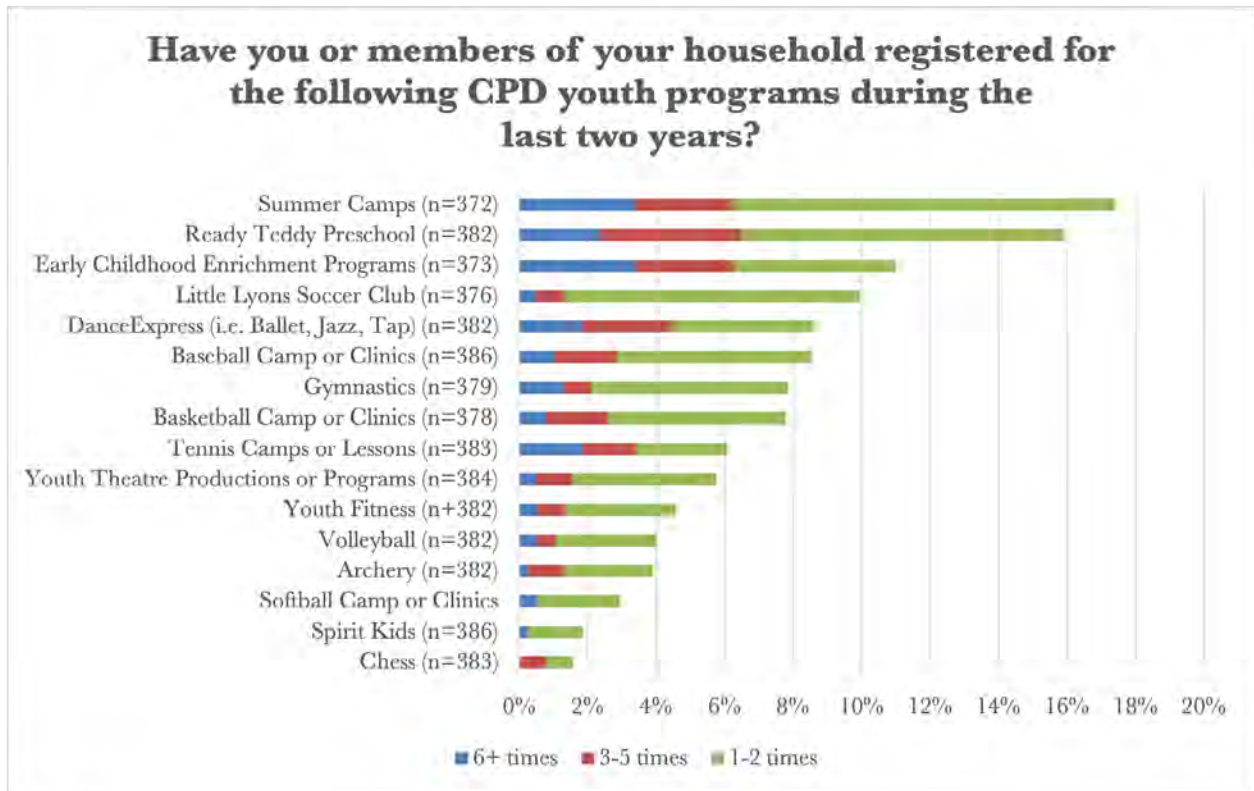


Figure 3.

Household Participation: Adult Programs

The next survey question sought to learn more about respondent’s participation in CPD adult programming. For this question, the respondents selected their household’s use patterns for the following eight program options (Figure 4). Survey participants chose between one of the five categories for each program option: none, 1-2 times, 3-5 times, or more than 6 times. Results were combined for 1-2 times, 3-5 times, and 6+ times to represent

total usage with the highest percentages representing: Adult Fitness (16%), Pickleball (7%), and Dog Obedience Classes (7%). Adult programs responses also indicate potential for growth as well as COVID-19 related impacts.

Thirteen “other” responses were included for the open-ended item, such as women’s softball, beginner’s pickleball, and none: due to COVID-19.

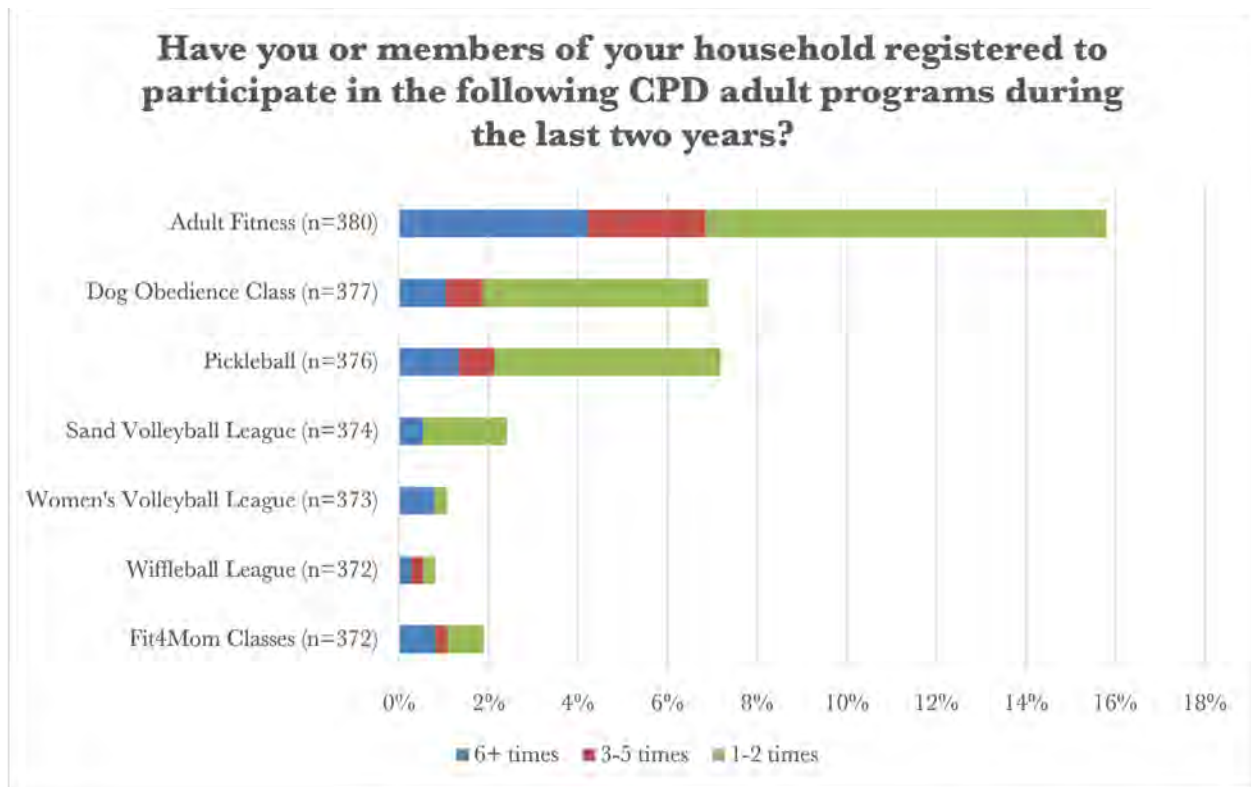


Figure 4.

Satisfaction with Park District Maintenance

The next survey questions asked respondents how satisfied their household was with the Park District’s maintenance of park amenities and park sites, and general operations. Maintenance of park amenities combined satisfaction levels (very satisfied and satisfied) were above average for open space (82%), parking (81%), landscaping/trees (81%), playgrounds (80%), and

Memorial Park Amphitheater (72%). However, more than 10% of respondents were either dissatisfied/very dissatisfied with landscaping/trees, restrooms, tennis courts, pathways, and playgrounds. Complete results are provided in Figure 7 and 8.

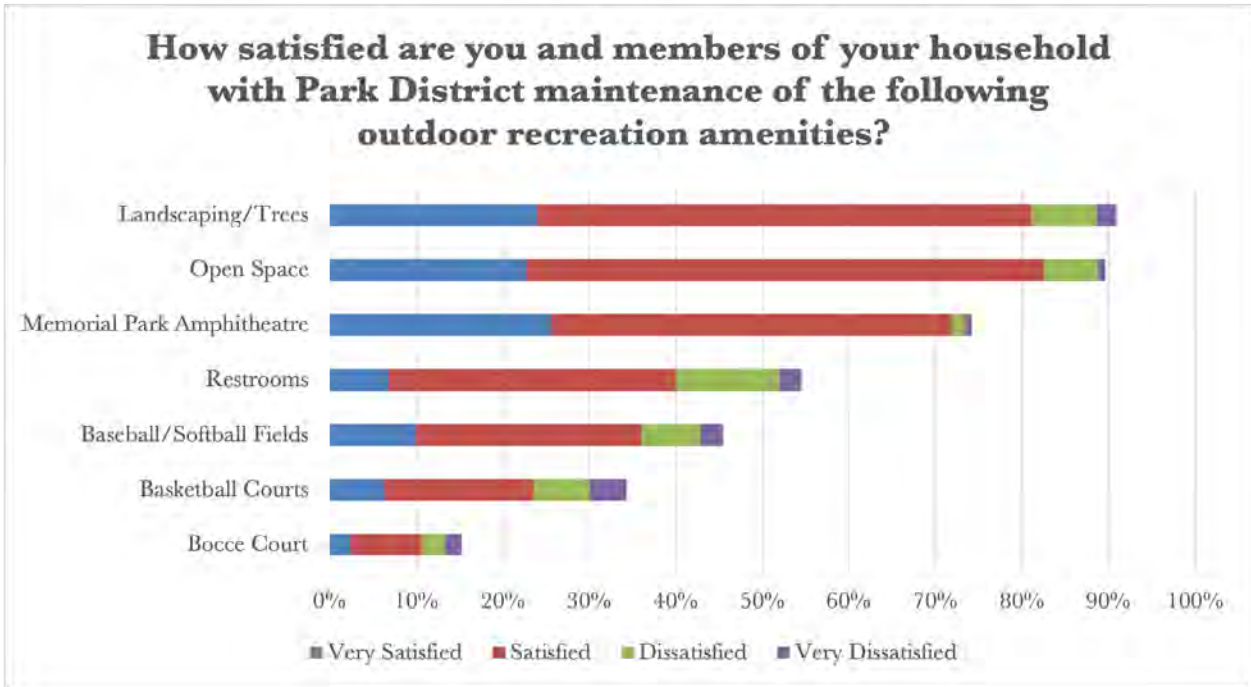


Figure 7.

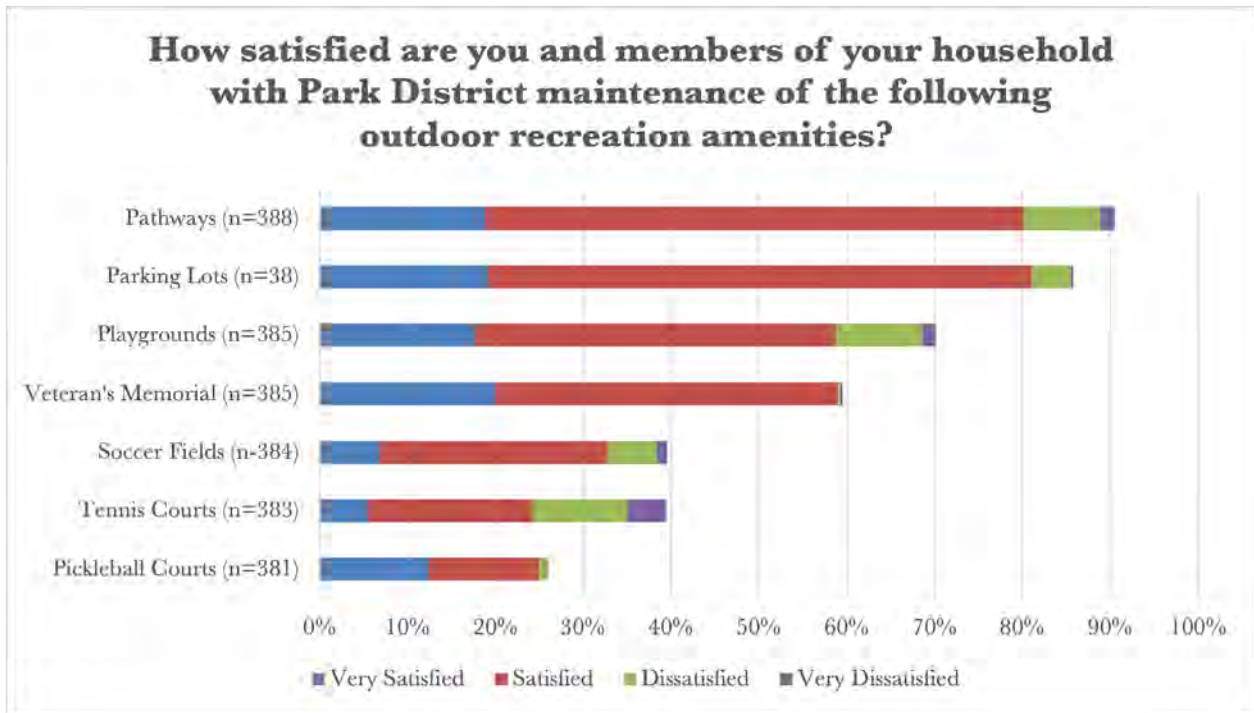


Figure 8.

Future Programming Interests

Two items on the community-wide recreation interests survey asked households to identify and prioritize programming needs within the CPD. Respondents were presented with twenty-six programming options and asked to identify which ones their household would most like to see developed/enhanced. Specifically, respondents were asked to rank the top four programs they felt were the most needed for their household. Participants were then requested to share their feedback through an open-ended response about any other recreation programs that CPD does not currently offer that their household needs or desires.

39.93% of the respondents identified adult fitness/wellness programs as their household's first, second, third, or fourth choice for future programming development and/or enhancement, followed closely by concert series at Memorial Park Amphitheater (29.30%) and movies in the park (27.84%). Complete aggregate results are provided in Figure 11.

Next, respondents were asked an open-ended question to learn more about CPD's resident's and user's specific desires for recreation programs or services. "Are there any other recreation programs or services the Community Park District of La Grange Park does not currently offer that your household needs or desires?" 98 survey participants chose to respond to this open-ended question. 143 unique responses were recorded supporting a broad variety of themes (63). Each unique response was placed into a theme.

The highest sum totals for the resulting themes are below:

1. Indoor/Outdoor swimming pool
2. Gymnasium (i.e., courts, indoor sport and recreation programming)
3. Dog park
4. Early childhood recreation
5. Fitness Center and exercise equipment



Are there programs at the Park District that you or members of your household feel should be developed or expanded? (n=273)

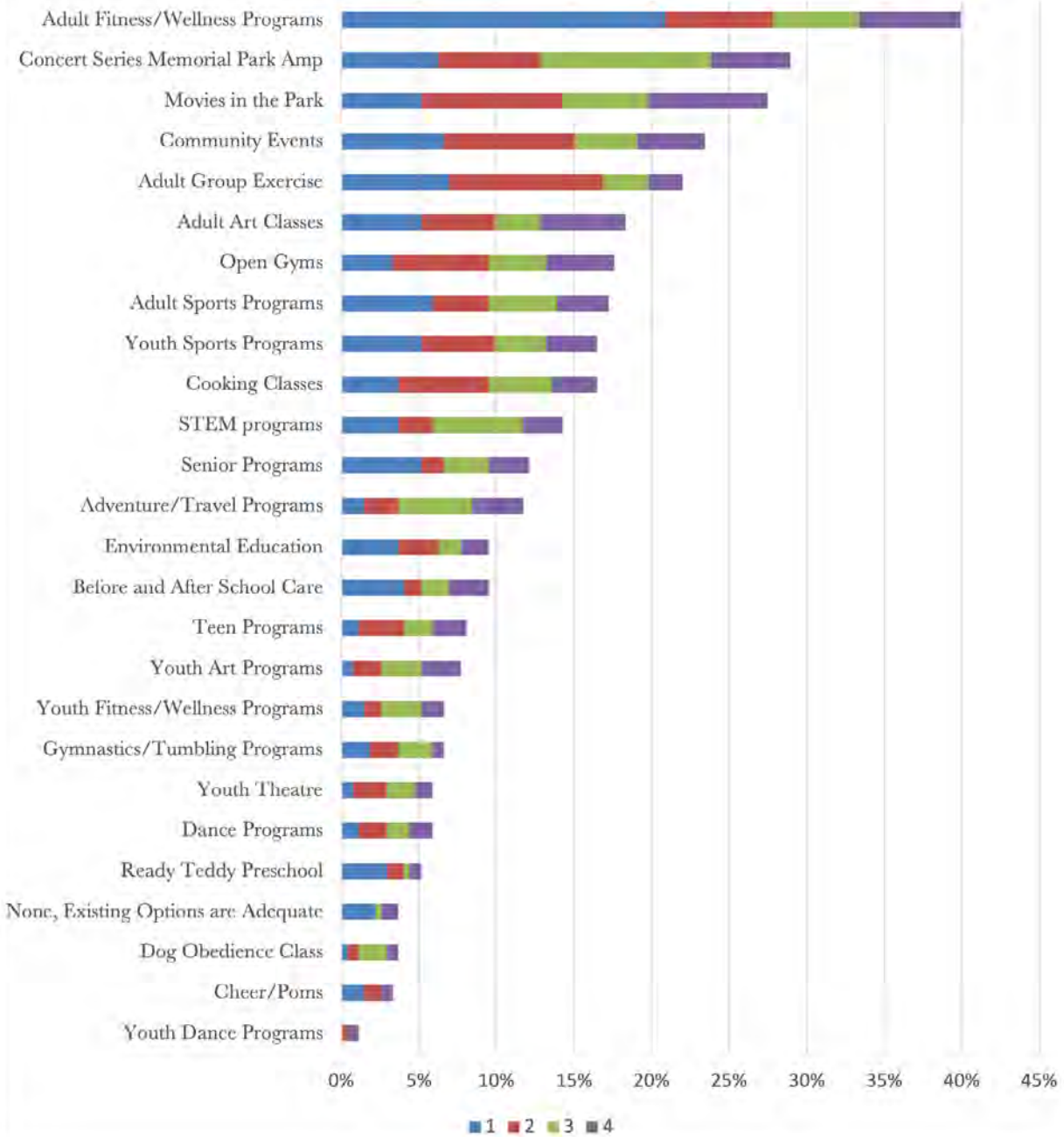


Figure 11.

Future Facility Interests within the District

The next items on the survey combined close-ended and open-ended questions to ask households to identify and prioritize indoor recreation interests within the CPD. Respondents were presented with thirteen amenities and asked to identify which items their household would most like to see developed/enhanced. Specifically, respondents were asked to rank the top four amenities they would prioritize for their household. Participants were then requested to share their feedback about any other indoor recreation facility or amenity that CPD does not currently offer that their household needs or desires.

279 survey participants answered this question.

The data was reviewed and cleaned for accuracy prior to final analysis. 57.0% of the respondents identified indoor walking track as their household's first, second, third, or fourth choice for future indoor recreation facility interests. 45.9% of respondents ranked additional gym space as their household's first, second, third, or fourth choice. 25 survey respondents included an open-ended response as "other" that did not significantly impact the findings of this question. The same respondents shared similar, if not identical "other" responses for question 24, which are categorized and reported in the next section. Complete aggregate results are provided in Figure 12.

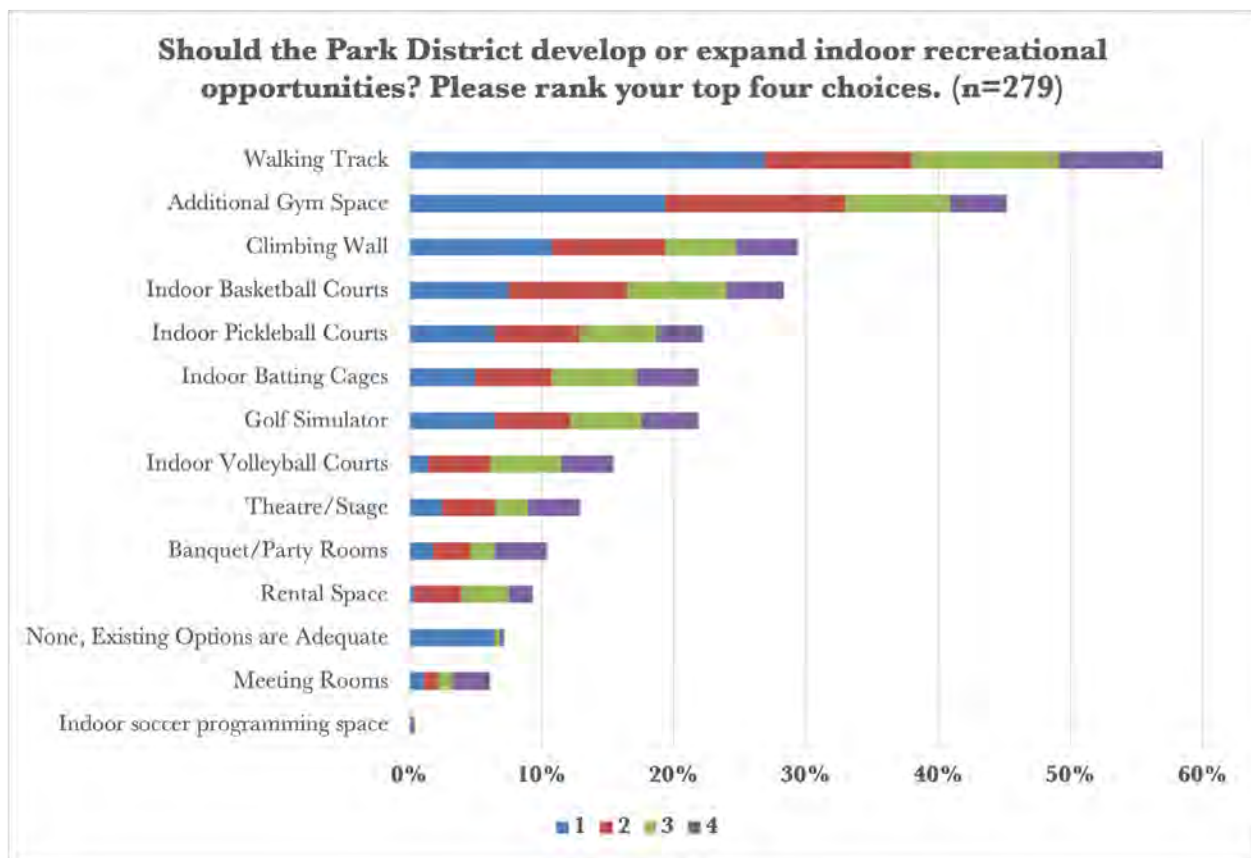


Figure 12.

Financial Support

Households were presented with a follow-up question, “If you would be willing to financially support your first priority for developing or expanding indoor recreation opportunities as indicated in the previous indoor recreational opportunities question, what would you be willing to pay on an annual basis?” Respondents were asked to select from the following response options: \$5-\$20, \$21-\$50, \$51-\$75, \$71-\$100, don’t know, and unable to financially support any development or expansion projects.

56% of households would be willing to contribute at least \$5 towards the development/expansion of the facility area identified in the previous question. In contrast, 44% of respondents were either unsure or unable to financially contribute anything to the development/expansion of their prioritized facility area. Overall, the results indicate moderate support for the development/expansion of these prioritized facility areas while also suggesting additional education/awareness is needed prior to moving forward with any facility developments/expansions.

Complete results are provided in figure 13.

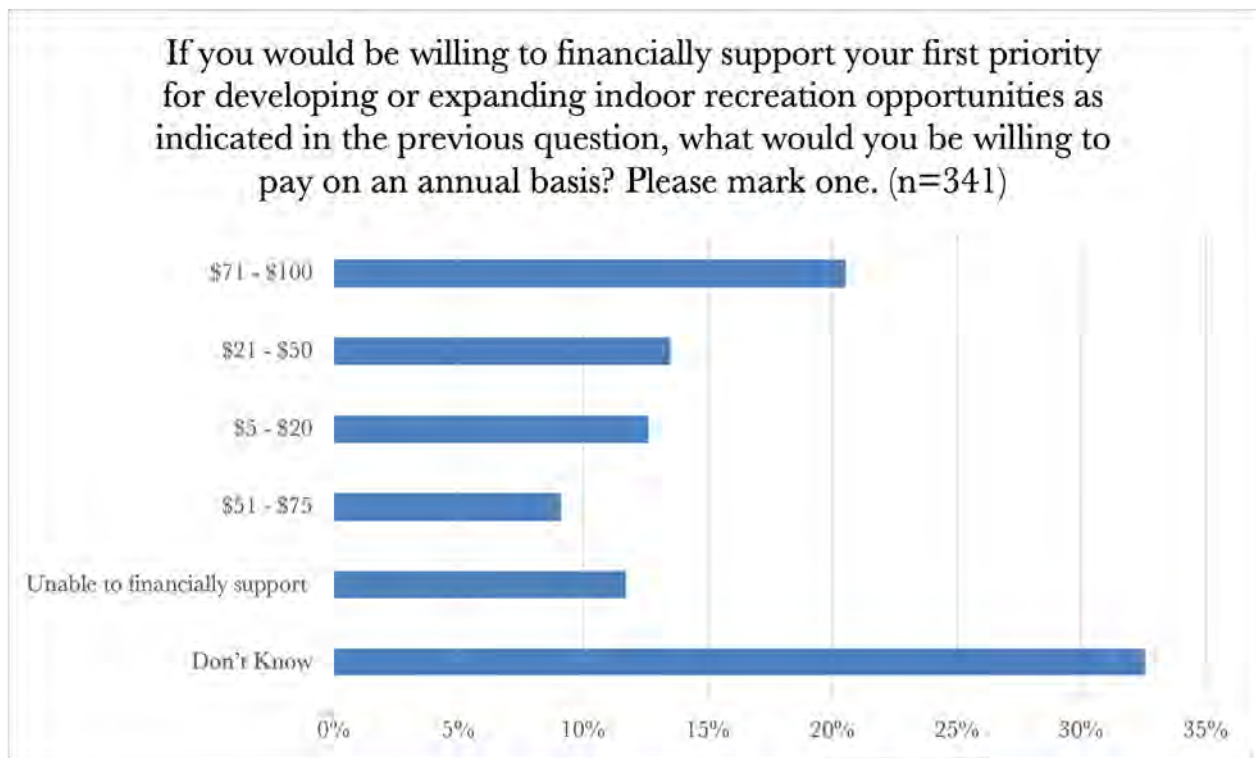


Figure 13.

CPD's Services and Initiatives

Eighteen items were developed to ascertain households' opinions on various management functions, services, and initiatives within the CPD. To assess the residents' feedback in these areas, a series of questions were developed. Respondents were asked to indicate their level of agreement with each statement on a 5-point agreement scale (Strongly Agree, Agree, Disagree, Strongly Disagree, and Don't Know).

A majority of households, agreed, strongly agreed, or did not know how to answer the statements that were presented for the eighteen items. Majority responses are listed in rank order below with full representation of the level of agreement dataset in corresponding charts that follow.

Table 2. **Majority Responses**

Item	Response	Strongly agree/Agree
1	CPD offers affordable recreational opportunities	87%
2	There are enough parks in La Grange Park	81%
3	CPD informs the community about its offerings	77%
4	Should work to reduce energy consumption	77%
5	CPD offers quality programs and special events	76%
6	Enough open space/green space in La Grange Park	72%
7	Should budget to improve recycling	69%
8	Pursue program scholarships for residents in need	68%
9	Enough sports fields and courts in La Grange Park	68%
10	CPD involves the community in planning	52%

Item	Response	Disagree/Strongly disagree
1	Enough indoor recreational opportunities in LGP	61%

Item	Response	Don't know
1	CPD effectively serves individuals with disabilities	65%
2	CPD strives to practice equity and inclusion	54%
3	CPD works cooperatively with school districts	54%
4	CPD works cooperatively with other local governments	56%
5	CPD works cooperatively with local athletic organizations	55%
6	CPD practices equity and inclusion in programs/services	54%

CPD's Inclusion Recreation Services

Households were presented with two, multiple choice items; the first item asked households if accommodations to participate in recreation activities are accessible. 322 individuals responded to the question. Five respondents chose to answer the open-ended option of “explain if necessary.” These written responses indicated a lack of awareness or need. The remaining responses are highlighted in the following chart (Figure 20).

The second item asked if an individual in the survey participant’s household required accommodations in the form of social/emotional support, physical assistance, or adaptive equipment. Results of this close-ended item can be found in Figure 21.

The next item was an open-ended question that asked households to share what the Park District and its partners could do to improve more inclusive recreation programming.

13.5% of survey participants (n=62) provided a response. Top recommendations include:

- 1. Additional training for instructors and/or support for SEASPAR**
- 2. Maintenance and upkeep of parks and amenities beyond Memorial Park**
- 3. Indoor recreation center amenity requests**
- 4. Increased awareness of programs and projects**
- 5. Senior programming**



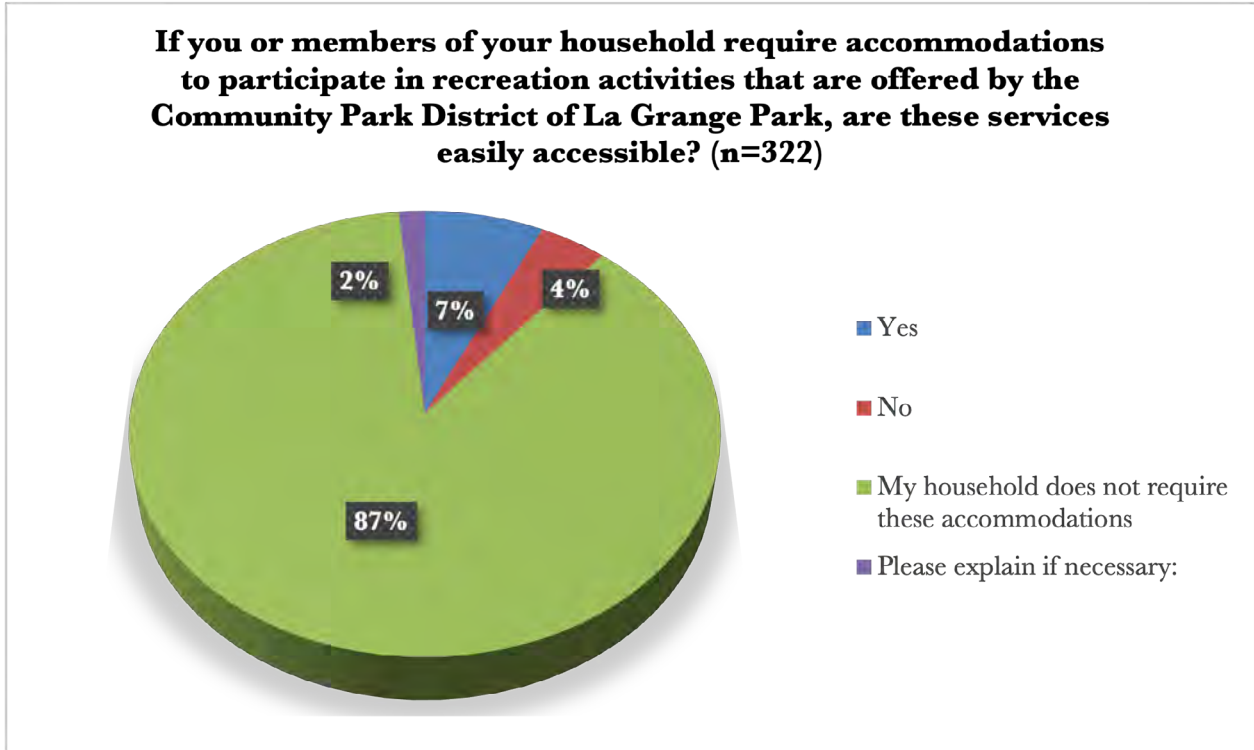


Figure 20.

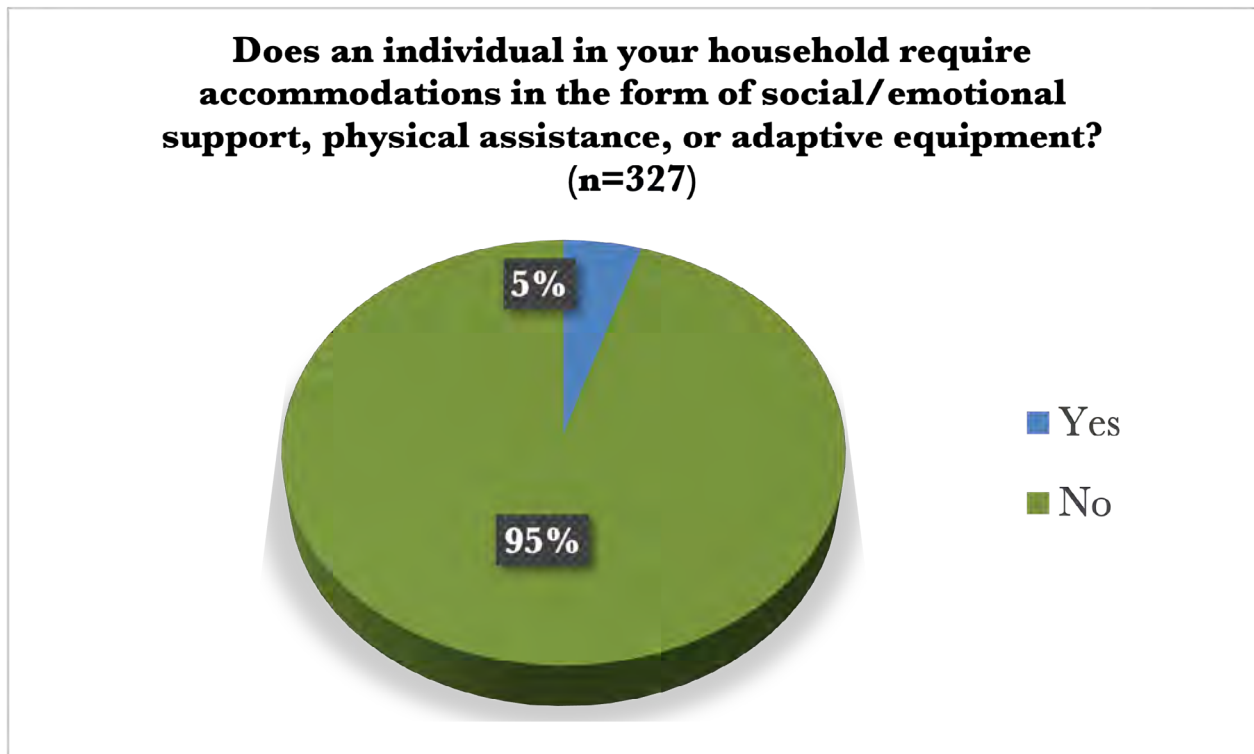


Figure 21.

Additional Feedback

Households were then asked, “After reflecting about your previous survey question responses, are there any additional comments you would like to share with the Park District to help guide the strategic plan?”

The item was open-ended and 19% of survey participants (n=91) listed a response. Survey participant recommendations were organized by theme. Responses that addressed multiple topics were divided into themes as appropriate. The most prevalent themes include:

- 1. Gratitude for the Park District, amenities, services, staff, and Board**
- 2. “No,” “None,” “Not sure,” or “Not at this time”**
- 3. Variety of recreation program suggestions**
- 4. Requests for community swimming pool**
- 5. Interest in a recreation center and a variety of amenities**
- 6. Requests for a dog park or dog friendly space**



Results: Demographics

The community-wide recreation interests study results indicate that the response is representative of age and location of residence within the Park District's boundaries. The mean average length of residence within the Village of La Grange Park (14.5 years) is higher than average for similar studies (7 years). Non-resident users who responded to the survey represented fifteen (15) different surrounding communities.

Results: Use Patterns & Satisfaction Levels

Survey participants were asked to quantify their household's use patterns over the course of the last two years. During this time, the Illinois Governor, the Illinois Department of Public Health, Cook County officials, and local public health authorities mandated several policies related to mitigating the spread of COVID-19. CPD continued safely offering its core services, despite the effects of the pandemic and resulting mandates. A lack of benchmarks and comparable data make it challenging to determine the significant impact of the pandemic and the resulting mitigation efforts on CPD's services, however, this data will be an important baseline for the future.

Memorial Park is clearly the flagship park site as indicated by its use patterns (90% of respondents had visited the park at least once in the last two years) and attendance at its special and community events (55% had attended "Music Under the Stars" at the Memorial Park Amphitheater). Neighborhood parks use patterns were lower than the national average (70%) of survey respondents having visited the park sites at least one time in the last two years. Results also indicate that park users were satisfied with individual and overall park maintenance, however, survey

participants displayed a higher dissatisfaction level with the neighborhood park's amenities, which may possibly indicate that users recognize that infrastructure is aging, needs updating, or requires attention (i.e., tennis court resurfacing).

It is difficult to determine the lifecycle of CPD programs from one survey during a pandemic period. However, youth and adult programming use patterns indicate low to moderate use patterns, which may be representative of pandemic-related mitigation mandates and/or recreation programming that is in development stage. Shelters and room rentals also appear to exhibit an opportunity for growth.

Respondents appeared to be satisfied with the overall safety at CPD (79%), the community events that are offered (69%), and with the courtesy and helpfulness of staff (71%). Respondents exhibited higher dissatisfaction levels with the days and times of programs (23%) and they disagreed that there are enough indoor recreation opportunities within the CPD (61%).

Survey respondents and members of their household were likely to have visited the Brookfield Zoo (82%), the Cook County Forest Preserves (76%), the Park District of La Grange (52%), and the La Grange Park Public Library (40%) in the last two years. Club sports, Little League Baseball/Softball, and other preschool, or daycare providers also exhibited strong core user groups (roughly 10% of these users had used these recreation service providers more than 25 times in the last two years).



Future Recreation Interests and Priorities

Nearly 40% of the respondents identified adult fitness/wellness programs as their household's choice for future programming development and/or enhancement, followed closely by concert series at Memorial Park Amphitheater (29%) and movies in the park (28%).

57% of the respondents identified indoor walking track as their household's choice for future indoor recreation facility interests. 46% of respondents ranked additional gym space as their household's choice. Additionally, the results indicated a difference of opinion between respondents regarding their definition of a recreation center. Some felt that a recreation center might include a gymnasium, courts, and programming space. Others indicated that a recreation center's focus could relate to fitness, fitness equipment, and fitness programming.

Additionally, 56% of households would be willing to contribute at least \$5 per year towards the development/expansion of the facility area identified in the previous question. In contrast, 44% of respondents were either unsure or unable to financially contribute anything to the development/expansion of their prioritized facility area. Overall, the results indicate moderate support for the development/expansion of these prioritized indoor recreation opportunities while also suggesting additional education, awareness, and engagement is needed prior to moving forward with any facility developments/expansions.







CHAPTER 4

OPERATIONS & PROGRAMMING

**INTENTIONALLY LEFT
BLANK.**

PROGRAMMING & OPERATIONS

The Community Park District is committed to supporting a positive and inclusive community by responsibly impacting physical, social-emotional and environmental well-being. As part of this value system, the Park District provides six unique parks and one main facility to host events and programs for the community to enjoy. This assessment provides a framework for future growth and improvements in programming, operations, and staffing. Furthermore, this assessment referenced the community survey, board and staff workshops, inventory and analysis of the Park District, site visits and program evaluations to support the recommendations.

Programming

The Community Park District currently offers six core program areas:

- ① Early Childhood & Summer Camps
- ② Athletics
- ③ Fitness & Exercise
- ④ Performing Arts
- ⑤ Special Events
- ⑥ Instructional



Programming Vision & Recommendations

To improve the quality of programming, increase participation, and meet community needs in a cost-effective way, the Park District should create a Recreation Program Plan. While some of these categories already exist, this plan should include the categories shown below.

Core Program Areas

Establish core program areas that serve emerging recreation needs. Priority should be given to indoor sports, seasonal events, and exploring other summer concert locations. Explore new programs for youth and adult in health & wellness, life skill programs, and family events.

Program Classifications

The Park District has adequate essential programs and should consider implementing additional value-added programs such as a walking club or adult art programming. Diversity, inclusion and equity is vital when considering additional programming.

Age Segment Distribution

Current programs require support in order to meet the needs of the community's age segment distribution. Continue to monitor demographic shifts to ensure the needs of special populations. Enhance programming for the 55 and older age group as well as the teenage segment. Individuals with disabilities needs are being met through SEASPAR, however, inclusion in Ready Teddy Preschool continues to be challenging.

Program Lifecycle

Create a Program Lifecycle Analysis to proactively make decisions about programs to continue, retire or introduce. Based on this analysis, the Park District should begin new programs to replace those in the growth phase and retire programs in the declining stage.

Total Cost of Service

Calculate full cost of each program based on pricing policies.

Cost Recovery Goals

Adopt recovery goals for each core programming area. Senior programming may have different recovery goals than Special Events. Goals are based on pricing policies.

Pricing Policy

Create policy by exploring pricing strategies, such as residency, age segment, demand, and cost recovery goals to increase participation and revenue.

Program Management Standards

Implement additional evaluation tools in the areas of customer satisfaction surveys, participation tracking and quality management to improve service delivery. These evaluations should be inclusive

of contract and cooperative programming. Participation tracking should expand to include program cancellation rates and customer retention rates.

Operations

From programming to maintenance, the operations of the Park District are reactive to the current environment.

Operations Vision

To improve the efficiency and effectiveness of operations, the Park District should build upon the foundation of policies and procedures, employ or update common technologies, and create plans and manuals to promote transparency and fiscal acumen throughout the Park District.

Policies & Procedures

Create or expand existing policies and procedures such as cash handling, emergency communications, special events, human resources, program proposals and park regulations.

Common Technologies

The Park District employs common technology for registration, website design, and evaluations. To improve operational efficiencies and customer service, additional technology applications the Park District should consider are marketing data analytics software, a work order system for inspections and maintenance and an improved registration/financial software and

Plans & Manuals

Create the following plans and manuals to ensure clarity and direction of the Park District.

- Recreation Program Plan
- Marketing and Branding Plan
- Emergency Operations Plan
- Preventative Maintenance Plan
- Personnel Policy Manual
- Policy & Procedure Manual
- Safety Manual



Staffing

The Park District employs 7 full-time staff which includes shared duties of marketing and finance, buildings and grounds, and recreation and safety. Staffing also includes program leaders who develop programs, instruct and contract activities for youth, adults, and coordinate events.

Staffing Vision


To enhance the Park District's current team with the addition of a dedicated corporate and communications professional, a recreational professional, and a facility management professional.

Hiring Highly Skilled Employees

Attracting a quality Corporate & Communications Professional to enhance the marketing efforts including marketing performance measures and focused promotional areas. These marketing efforts will assist in an increase in participation rates and reach new participants. This professional would also explore and implement appropriate funding alternatives such as corporate sponsorships, private foundation funds, advertising, promotional opportunities, grant opportunities and naming rights.

The Recreational Professional will be of service to the core program areas, execute the Recreation Program Plan, and target an increase in revenue generation and participation rates.

Facility Management Professional will contribute to facility operations, execution of programming, and continuous improvement of safety and inclusion initiatives.



Retention of Employees

Professional development and staff training such as Certified Parks & Recreation Professional (CPRP), continuing education units (CEU's), risk management training, and trade certificates. This is an opportunity to develop new skills, stay up-to-date on current trends, and advance a career.

Succession Planning

Identify the key positions and the potential successors in the succession process. Determine what development is needed and ensure an ongoing commitment to the succession plan.




Independent Contractors

Even though the Community Park District is responsible for and has complete control over the registration of the participants and its programs, a majority of the programs offered at the Park District are through Independent Contractors.

The Park District should establish and adopt a formal Independent Contractor's Guide for the protection of both the Park District and the Contractor. The benefit of Independent Contractor relationships is that the contractor will, in most cases, supply the equipment and description for the classes, while the Park District supplies the space; both physically for the classes and in the program guide that markets the offering to the community. This relationship also reduced payroll and hiring challenges.

An agreement should be made per CPD financial policy to establish a consistent contractor payment philosophy. The challenge for the CPD is to make sure that supervisory staff are overseeing the programs/instructors in order to ensure consistent communication and customer service so that community members receive talented and dependable instructors teaching each class.

The CPD has had success with contracted programs and with its limited resources and staff, should continue to engage with independent contractors in order to offer a variety of programs to its community.



SUMMARY

The Community Park District of La Grange Park is taking a positive step forward to becoming a model Park District. The quality of life enjoyed by La Grange Park residents has been made possible by visionary leadership, a commitment to excellence and community involvement. The Park District should continue to target new program participants, expand staffing to improve operations and address the lack of operational plans and manuals through this next Strategic Plan cycle. Implementation of many of these policies and plans can be guided by standards established by the Illinois Distinguished Park District of Accreditation (DA) and the Commission for Accreditation of Park and Recreation Agencies (CAPRA) which would also catalyze the accreditation process in the future. With quality staff and leadership in place, execution of this Strategic Plan will allow the Park District to flourish and be a model for parks and recreation systems across the state.





CHAPTER 5

RECOMMENDATIONS & IMPLEMENTATION

**INTENTIONALLY LEFT
BLANK.**

RECOMMENDATIONS

As discussed in Chapter 1, the purpose of the Comprehensive Master Plan is to provide a realistic guide for the creative development and management of parks, recreation facilities, and programs for the Community Park District, now and into the future. The Comprehensive Master Plan creates a strategy to maximize the quality of life through identifying the community's needs, prioritize improvements to the parks, recreation facilities, open space; and allocate funding effectively.

This chapter describes ways to enhance the level of service and the quality of life through improved parks, services, facilities, programs, and amenities, improved programming, and increased financial opportunities. It will serve as a guide for the Board of Park Commissioners, staff and the public to define the next five years for the District.

The recommendations have been developed as a result of the park/facility inventory, community visioning, strategic analysis, and meetings with staff.

Due to a constantly changing society, including demographics and economics, and evolving recreation trends, it is recommended the District perform an annual review of the recommendations.

The recommendations in this chapter represent areas where the CPD can improve and strengthen their services and facilities. The recommendations will also provide a guide for future capital funding and the implementation of capital improvements.

Indoor Facilities

Focus group participants, staff, and survey respondents all shared significant concerns about the need for additional indoor recreation space. Many residents expressed a desire for an expanded indoor facility, and emphasized the need for a recreation center that provides indoor fitness, walking and running track, and indoor courts.

Walking track was voted the top indoor facility need, and additional gym space was ranked second in the statistically valid survey.

Overall, three themes emerged for capital improvements, an indoor pool, fitness center, and gymnasium. The Recreation Center requires a renovation, expansion and diversification of facilities and program offerings in order to become CPD's flagship community recreation center.

As part of the Master Plan process, a design study was completed to detail options for an expansion as detailed in **Chapter 7 Facility Master Plan**.

Specific facility suggestions as a result of the community workshop and survey included:

Facility Suggestions

- Walking Track
- Health & Fitness Center
- Gymnasium (i.e. indoor courts, recreation programming)
- Fitness Classes
- Golf Simulator
- Climbing Wall
- Theater/Stage

Residents also provided ideas regarding indoor programming opportunities that are desired.

Some comments received were “the Park District adult programs are outdated”, “not enough options for young kids outside of 9-5”, and : Lack of programs for older children and adults. Seems that programming is all for infants/toddlers and senior citizens”.

Detailed recommendations for the Recreation Program Analysis are included in Chapter 4; however, the following are some key recommendations.



Programing Suggestions

- Adult Group Exercise
- Cooking Classes
- STEM Programs
- Teen Programs
- Wellness Programs
- Adult Trivia Nights
- Board Game Nights
- Sports Camp for a Day

Parks and Open Space

Park enhancement recommendations are based on the inventory assessments presented in **Chapter 2 Community Profile**. While the conditions of the parks varied, many similar issues were observed and identified District wide. Per the input received through the community engagement process, the Community Park District is providing excellent services to the residents based on the available resources. However, with the Park District celebrating seventy-seven years of providing parks and recreation services, one of the greatest challenges facing the District will be its ability to maintain its aging infrastructure.

General recommendations are presented as items to be addressed throughout the CPD as a whole. More detailed individual park recommendations are based on unique issues at each park and are included in **Chapter 8 Conceptual Park Planning**.

Update Aging Park Amenities

Park inventories show that the Community Park District has amenities that are approaching or currently beyond their useful life expectancy as defined by the Illinois Department of Natural Resources (IDNR). The public engagement and survey results show that the community sees updating and modernizing aging amenities as a need. Per IDNR the life cycle of a playground is approximately 10-15 years.

Develop a Life-Cycle Replacement Program

Create a playground replacement program that will allow funding to be allocated well ahead of replacement needs. The system would track the life-cycle of the play apparatus, associated hardscape, and site furnishings.

Master Planning

The majority of the Community Park District Master Plans were completed more than fifteen years ago and while conditions vary, many have surpassed their useful life. The Park District should prepare site master plans for each individual park site. The plans developed should explore the site as a cohesive whole and plan for all site factors, needs and relationships to work together. The Master Plans will also form the basis for developing and evaluating implementation plans and budgeting improvements annually. **Chapter 8** includes Conceptual Plans for all six park sites. The extent of the planned improvements vary, allowing the Park District to decide which park to approach first based on available funding and current needs which may differ from the needs at the time of writing.

Incorporate Trending Park Amenities

Focus group participants, staff, and survey respondents all shared the desire for updated, modern, and imaginative play elements. Adding contemporary amenities as park master plans are updated is a strategy that should be implemented throughout the Park District. Participants during the Public Workshop selected new park amenities such as obstacle/ninja course, ping pong, pickleball, modern climbing structures, zip line, shuffleboard, hammocks, and solar charging areas.

Update Security Measures

Residents and staff expressed the need for security lighting and cameras in the parks. In the open-ended survey question regarding dissatisfaction, the sixth most recurring theme was park safety/security concerns.

Improve Park Standards and Accessibility

Embark on a program that utilizes standards for site furnishings, enhanced landscaping, improved safety, and wayfinding, which can provide a unified look throughout the Park District.

There is a need for improved physical inclusivity and accessibility in CPD's parks. Residents desire an improvement to inclusivity and access, as well as universal/inclusive playgrounds in the Park District.

Inclusivity extends beyond ADA requirements and physical access. It should also include those with differing cognitive abilities and encompass all age groups.

Develop a Sustainable Park Practices Plan

Sustainability as defined by the Brundtland Commission of the United Nations on March 20, 1987: "sustainable development is development that meets the needs of the present without compromising the ability of future generations to meet their own needs".

Several comments received throughout the public engagement process illustrate that residents and staff believe the Park District should implement sustainable park practices and incorporate green practices in CPD operations.



Park Operations & Maintenance

The overall parks operations and maintenance are rated as good. To improve to a higher level of success a systematic method for maintenance operations is contingent upon defining standards and then replicating those standards across all areas of responsibility.

The current service level is subject to change over time through staff attrition. Keeping knowledge, performance standards, processes and information in the organization is crucial to obtaining quality, predictable, consistent results. The following are recommendations to implement.

- Add a full-time staff position
- Develop written performance standards for all work activities on facilities and structures
- Develop processes for all work activities that include the identification of sequential steps for completion, and labor, material, supplies and equipment necessary for effective and efficient completion of the task
- Develop checklists for all job tasks
- Develop a long term asset management plan that identifies all vehicles, equipment, and park improvements, including frequency of maintenance and the labor, material, supplies and equipment required; and use that information to create an annual preventative maintenance plan based upon maintenance and management plan

Planning & Collaboration

Awareness & Communication

Participants in the focus groups and Park Board workshop indicated a need for improved communication and awareness of Park District offerings. The Community Park District provides a wealth of activities and resources, but the public is not always aware of these resources.

Effective marketing is essential to increasing program participation. The website should be updated to communicate offerings to the public in an engaging and clear manner. Monthly electronic newsletters should be utilized in marketing as well.

Land Acquisition

Take advantage of any opportunities to acquire land, such as residential lots for additional mini parks or existing park expansion. In addition, research any opportunities to acquire land for bike paths throughout the town.

If any properties placed on the market, the Park District should investigate the feasibility of purchasing the property for added park space or enhanced trail connectivity.

Partnering Opportunities

The Park District should continue to develop partnering opportunities with the Village of La Grange Park, the La Grange Park Library, the local School District(s), the Forest Preserve District of Cook County, neighboring Park Districts, and local developers to potentially share and develop recreational facilities.

Partnering Opportunities cont.

In addition, CPD should conduct a planning study to determine if land and facilities could be used jointly to meet education and recreational needs.

The District should review all existing and formal intergovernmental agreements and update as necessary.



Programming

Recreation Program Plan

To improve the quality of programming, increase participation, and meet community needs in a cost-effective way, the Park District should create a **Recreation Program Plan**.

Improve Programming

Monitor the participation and usage of the programs, facilities, and services and make appropriate adjustments based on collected data. The Park District should continue to conduct regular facility and participation counts for programs, facilities, and services to determine usage and feasibility of continuing current programs or changing the program offerings to better utilize available resources.

Enhance Special Events and Community Programming

The Park District should explore expanding opportunities and enhancing special event and community programming based on demand and trends. The community has expressed interest in the following:

- **More concerts at Memorial Park**
- **Movies in the Park**
- **Farmers Market**
- **Arts and Cultural events**

As new events are developed, continue to monitor trends to stay current with programming and demand; and to look to add new events that will attract all ages within the La Grange Park community.



Increase Inclusive Programming and Park Elements

The need for increased inclusivity came up during several points in the community input process. Staff leadership also expressed that increased inclusive opportunities are needed. This increased inclusion should encompass all age groups as well. Several of the workshops called for more programming for active adults and seniors, as well as programs for working parents.

Additional recommendations include enhanced training for instructors and/or support for SEASPAR.

IMPLEMENTATION

The following outlines the steps and potential timeline for implementing the identified Comprehensive Master Plan recommendations and strategies.

The implementation plan is to act as a guide to assist the Community Park District with implementing the strategies over the next five years and should be periodically re-evaluated and adjusted to reflect completed projects and the community's changing needs. Funding availability, staff buy-in, and community support with play significant roles in future planning efforts.

The District should develop a policy of including the strategic capital elements into its annual operating budget and capital improvement budget. The Plan should be viewed as a working document that is reviewed and updated annually.

The primary focus of the implementation plan is maintaining, sustaining, and improving the Park District's facilities, parks, programs, and services.



Action Plan

Previous sections of this Comprehensive Master Plan identified and detailed a variety of specific recommendations for the Community Park District to undertake. Items specified below represent conclusions developed during the Comprehensive Master Planning process. To achieve the park system envisioned, the CPD will have to make numerous decisions and take action steps.

With the limited resources and current financial restraints, it would be impossible to implement all the recommendations described in the previous sections. Some efforts will require direct capital expenditure, while other efforts will require planning and cooperation with other agencies and organizations.

To successfully implement this Plan, the CPD should take the following steps:

Indoor Facilities

The CPD should continue to work with a building architect, on the Facility Master Plan Vision and begin to research funding options and feasibility.



Parks and Open Space

The following outlines enhancement initiatives that should be considered for each park based on the Planning Team's inventory and assessment, as well as the findings from the visioning process and our understanding of each CPD park. In general, all the CPD parks are well maintained and in generally fair condition. It is recommended that action steps be divided into three levels.

A. Short-Term Recommendations (2022 - 2024)

Recommendations identified as first priority should be initiated within the next one to three years. These priorities are deemed important because they represent current needs and initiatives, as well as elements relative to safety.

B. Mid-Term Recommendations (2024 - 2029)

The second priority recommendations should be implemented in a range of three to six years depending on conditions, trends and funding opportunities.

C. Long-Term Recommendations (2029-2032)

Third priority recommendations present larger capital improvements that would be completed in seven to ten years. These recommendations also look beyond the philosophy of a five-year plan to provide a listing of future needs that can be addressed as time and budget allow.

Beach/Oak Park		
Priority	Recommendation	Estimated Cost
A	Park redevelopment	\$400,000 - \$600,000
A	Apply for an OSLAD Grant	N/A
A	Research Indiana Harbor Belt Land Swap	N/A
Hanesworth Park		
Priority	Recommendation	Estimated Cost
A	Ballfield regrading	\$7,000 - \$9,000
A	Add drinking fountain	\$12,000 - \$15,000
A	Add ADA ramps into play area	\$1,500
A	Add and relocate benches to concrete pad for accessibility	\$5,500
A	Paint grandstand building	\$3,000 - \$5,000
B	Creative play area renovation	\$200,000 - \$225,000
B	New batting cages	\$25,000
B	Repave path network	\$35,000
C	Redevelop ballfields with new fencing and spectator seating	\$75,000
C	Repave north parking lot	\$43,000
C	Building renovation/addition	\$14.0M - \$17.0M
Memorial Park		
Priority	Recommendation	Estimated Cost
A	Add drinking fountain	\$12,000 - \$15,000
A	Replace light bulbs at multi-use court	\$6,000
A	Re-set dry stack wall at amphitheater	\$10,000 - \$12,000
A	Install new benches	\$10,000 - \$12,000
B	Remove bocce and add fitness stations	\$15,000 - \$20,000
B	Resurface basketball courts	\$45,000
C	Creative play area renovation	\$200,000 - \$225,000
C	Splash pad redevelopment	\$200,000 - \$250,000

Costs for each improvement recommendation represent 2022 dollars for installation only. Additional costs such as A/E fees and permitting will be required.

Robinhood Park

Priority	Recommendation	Estimated Cost
A	Ballfield regrading	\$8,000 - \$12,000
A	Redevelop ballfields with new fencing and spectator seating	\$75,000 - \$90,000
A	Add and relocate benches to concrete pad for accessibility	\$10,000
A	Add basketball hoops to tennis court fencing	\$4,000 - \$5,000
A	Add connecting path to ballfield areas for accessibility	\$12,000
A	Resurface tennis courts	\$40,000 - \$60,000
B	Add drinking fountain	\$12,000 - \$15,000
B	Creative play area renovation	\$120,000
C	Park redevelopment	\$800,000 - \$1.0M

Stone Monroe Park

Priority	Recommendation	Estimated Cost
A	Renovate tennis court surfacing	\$40,000 - \$50,000
A	Add ADA ramps into play structure area	\$1,500
A	Install new benches	\$6,000
A	Verify tree within safety zone and remove if necessary	\$2,000
B	Paint bangwall	\$3,000
B	Add drinking fountain	\$12,000 - \$15,000
B	Creative play area renovation	\$250,000 - \$275,000
C	Redevelop ballfields with new fencing and spectator seating	\$75,000

Yena Park

Priority	Recommendation	Estimated Cost
A	Add walking path around entire site	\$40,000 - \$50,000
A	Add porta potty enclosure	\$8,000 - \$10,000
B	Add drinking fountain	\$12,000 - \$15,000
B	Park redevelopment	\$800,000 - \$950,000



CHAPTER 6

OPERATIONAL STRATEGIC INITIATIVES

**INTENTIONALLY LEFT
BLANK.**

OPERATIONAL STRATEGIC INITIATIVES

Introduction & Overview

The operational strategic initiative plan was developed and organized using the following hierarchy:

1. **Mission & Vision:** The foundation of the organization that encompasses the core purpose and focus of Park District.
2. **Strategic Themes:** The understanding of big picture needs, changes, and direction as related to the strategic initiatives.
3. **Strategic Initiatives:** Focused, intentional actions the Park District will take to guide objectives and goals for the Park District.
4. **Performance Measurements:** Ways to track the Park District's progress in accomplishing the Strategic Initiatives
5. **Implementation:** Follow a detailed list of objectives for the Park District to accomplish the Strategic Initiatives.

These elements are used to create a guide to focus on the organizational structure of leadership, finances, activities and goals within the Community Park District.

Mission, Vision, and Core Values

To begin the process, the planning team led workshops to solidify the updated **Mission, Vision, and Core Values** with the Board of Commissioners, Park District employees and community. This ensured the operational goals for the next five years are built upon the foundation of the mission and vision.

The series of workshops included a kick-off meeting, focus groups, and workshops that explored questions regarding:

- Park District use and participation
- Key issues
- Facilities
- Programs
- Funding
- Communication.

At the end of the process, the following Mission, Vision, and Core Values were approved and adopted by the Park District:

Mission

The Community Park District of La Grange Park supports a healthy and inclusive community by positively impacting physical, social, emotional, and environmental well-being.

Vision

To serve as the core of the community as we learn, grow, and play together.

Core Values

Community Wellness
Preserve Park Land
Dedicated to Transparency
Leadership
Generational Opportunities
Play for All

Strategic Themes Analysis

A situational analysis was performed at the outset of this process to evaluate the Park District's internal and external environments and thereby help to codify or affirm its beliefs, subjective norms (what residents believe about the Park District), and the Board and staff's perceptions about what is possible for the Park District within and without their control.

This stage answers the foundational planning question, "Where is the Park District at right now?" This analysis attempts to determine if the Park District's purpose is a right fit, or if the mission is being achieved, or if goals are being set in order to determine where the Park District wants to be as an organization in the future.

The situational analysis occurred through a mixed methods approach led by planning team members which included a successful community survey, stakeholder input, and client engagement, formal and informal resident, participant, and community input throughout the entire planning process.

The community involvement occurred across several interviews, a review of the Park District planning history, and meetings with the Park District Board of Commissioners and staff. One activity during these sessions employed was **SWOC analysis methods**, which is a tool that is used to better understand an organization's situation.

CPD staff participated in the creation and review of the SWOC Analysis results as outlined on the following page. This contribution and acknowledgment was confirmed by the community survey as well as the Board of Commissioners Workshop.

This SWOC information and previously gathered feedback from the situational analysis was compiled at the retreat to inform staff's opinions about CPD's purpose (mission), where CPD should aspire to be in the future (vision) and its foundational beliefs (values) that will be used to guide and support CPD's systems and structures.

The successful development of a park and recreation system strategic plan provides recommendations for provision of facilities, parks, and recreation services. This process can also include the formulation of strategic operational goals, which establish the standards for the Park District's maintenance, operations, administration, and management systems. Through the process of applying this modified theoretical model a framework emerged for determining or confirming the Park District's principles, standards, and goals.



SWOC Analysis

SWOC is an acronym that stands for strengths, weaknesses, opportunities, and challenges. Each item is defined on the following pages:

Strengths

Strengths include the resources and capabilities that are possessed by CPD's elected officials, staff, and volunteers. Strengths are internal factors that the Park District has the most control over. Strengths can be leveraged to craft strategies and objectives to foster growth.

- Staff and Teamwork
- Residents
- Board
- Open Minded to DEI
- Utilization of Park Space/Multi-Purpose
- Preschool
- Summer Camp Programming
- Size of Our Community
- Fiscal Responsibility
- Space: Usable, Storage, Park Space

Weaknesses

Like strengths, weaknesses are internal. These factors are within the control of CPD and can hinder its progress. Weaknesses prevent CPD from working at its optimum level and should be addressed.

- More Staffing
- (Dog & Skate)
- Website
- Standard Operational Procedures
- Parking
- Preventative Maintenance
- No 5 Year CIP
- Rec Center Facility Layout (Front Desk)
- Technology
- Partnerships with



Opportunities

Opportunities are external in nature. CPD cannot control such factors; however, they can take advantage of each of these unique and favorable circumstances to serve the residents of the La Grange Park in new ways.

- Forest Preserve
- School District
- Village
- Businesses
- Little League
- SEASPAR
- Sponsorships
- For Diversity
- Grants
- Evaluation of Programs for Feedback
- More Community Events
Coming Out of COVID
- Railroad: Preserve Park Land
- Fire Department & Police Department
Expand Fitness
- Our Board
- Our Brand
- Programming
- Communication with Staff and
Community Foundation
- Analytics
- Train Tracks
- Water Fountains at Parks

Challenges

Challenges are external factors that are beyond the control of CPD. These factors may prevent CPD from making the best use of its resources or may signal potential negative impacts in use patterns or patron interest. Defining challenges is a powerful first step towards reducing risk and proactively mitigating potential issues

- Vandalism
- COVID
- Bored Kids
- Yena Park and District 95 which has an IGA with Brookfield
- Three Part Community: East, Middle, West Local Competition
- Affiliates
- Competitive vs. Recreation
- Local Politics with Village
- Chamber
- School Districts
- SEASPAR Inclusion Aides
- Strive for Fitness



Top 10 Performance Goals

Once the SWOC Analysis was completed, staff were then asked to determine how CPD will achieve these principles of management. Strategic themes were then identified to determine how CPD will fulfill its mission and vision and the following goals were outlined to help delineate the strategic initiatives the for the Park District to adopt.

The following **ten goals** were the result of the Staff's workshop engagement when asked "What should the Community Park District should focus on for their goals and performance measures":

Staff Driven SMART Goals/Performance Measures

- 01 Increase Staffing to Fill in Gaps and Meet Enhanced Programming
- 02 Creating our Brand Awareness Strategy
- 03 Water Access at Our Parks
- 04 Proactive Comprehensive Planning
- 05 Address Wildlife Management
- 06 Create Community Gardens to Empower Residents
- 07 Ballfields Improvements and Enhancements

- 08 Create a DEI Committee With a Purpose
- 09 Improve Efficiency of Space/Facilities
- 10 Redesign Website to Improve User Experience

Strategic Initiatives

The Park District's final five strategic initiatives are focused on fiscal transparency, facility accessibility to enhance community wellness, park land and environmental preservation, inclusive recreation programs to serve all generations and encourage play for all, and leadership growth by fostering a diverse work environment. These initiatives are actionable goals that respond directly to the Park District's core values, mission, vision, and strategic themes.






These five initiatives are outlined in the following pages. They will guide the strategies the Park District could implement to address the previously stated goals and themes.

Performance Measures

The following chart provides quantitative benchmarks to gauge the success of each strategic initiative. This allows the Park District to balance and readjust agendas in response to the progress of each initiative.

It is recommended the Community Park District staff review the progress of the operational strategic initiatives every six

months during staff meetings as well as presenting a progress report semi-annually at a regular board meeting. This review will also facilitate the required standards for Illinois Distinguished Agency Accreditation (DA) and the NRPA's Commission for Accreditation of Park and Recreation Agencies (CAPRA).

Color Code for Strategic Initiative	Strategic Initiative	Performance Measures
	Dedicated to transparency with fiscal responsibility throughout all aspects of operations.	<ul style="list-style-type: none"> • Fund balances • Transparency on website • Positive financial audits • Excellence in financial reporting
	Accessible and available facilities are the cornerstones of community wellness .	<ul style="list-style-type: none"> • Participant attendance • Facility usage, including accessibility and inclusion • Facility survey • Accessibility compliance
	Preserve park land and lead in environmental well-being as we learn, grow, and play together.	<ul style="list-style-type: none"> • Park survey • Park usage, including accessibility and inclusion • Event attendance • Recycling in parks
	We learn and grow when an inclusive range of passive and active recreational opportunities provide services for all generations and play for all .	<ul style="list-style-type: none"> • Diverse recreational opportunities offered • Registration numbers • Program survey • Resident & Non resident participation • Inclusion statistics
	Encourage leadership development by fostering a diverse work environment that encourages collaborative teamwork and professional development.	<ul style="list-style-type: none"> • Onboarding • Inclusive training opportunities • Professional Development • Retention • Professional certifications • Teambuilding • Achievement of goals

Objectives

Using the strategic initiatives, the planning team created a series of objectives that would take measurable steps towards meeting the Park District's goals. The objectives are then categorized into short term or long term goals by several factors, including financial cost, urgency, and the extent of the objective.

For the success of these objectives, each objective will have a staff person or team responsible for the implementation. This objective leader will report regularly on the plan's progress to the Park District team using the performance measures of the strategic initiative associated with the objective they are leading. The planning team has delineated appropriate leadership departments for each objective on the following two pages.

Short Term Goals

The Park District is targeted to complete these goals by 2024. These objectives were prioritized in the first two years following this plan either due to ease of implementation or urgency of solution needed.


















Long Term Goals

These goals take more time to implement because they require multi-step processes to complete. With goals further in the future, oftentimes financial and social support needs to accumulate to accomplish these objectives successfully.




IMPLEMENTATION

Short Term Goals: Completion by 2024

Initiative(s)	Goal	Objectives	Lead/Department & Updates
	Hire additional Staff to meet programming needs	<ul style="list-style-type: none"> • Recreation programming staff • Marketing/Sponsorship staff • Building & Grounds staff 	Board of Commissioners, Executive Director
 	Drinking water access in parks	<ul style="list-style-type: none"> • Cost analysis of drinking water in parks • Explore sponsorship opportunities 	Executive Director, Building & Grounds, Sponsorship Lead
 	Create Community Gardens	<ul style="list-style-type: none"> • Explore location, invest in rain barrels, and offer to the community 	Executive Director, Buildings & Grounds
	Develop a Diversity, Equity & Inclusion Committee	<ul style="list-style-type: none"> • Develop mission, annual goals and evaluation 	Executive Director
  	Improve or enhance one ball field per year	<ul style="list-style-type: none"> • Create plan • Budget park per year • Apply for grants when necessary 	Executive Director, Buildings & Grounds
	Address Wildlife in Parks	<ul style="list-style-type: none"> • Work with IDNR to develop a management plan 	Building & Grounds
   	Improve space and/or facilities	<ul style="list-style-type: none"> • “Shovel Ready” Plan including walking track and gym space 	Leadership Team
  	Enhance CPD Foundation	<ul style="list-style-type: none"> • Create annual financial goals • Promote annual fundraiser 	CPD Foundation Board

IMPLEMENTATION

Long Term Goals: Completion by 2027

Initiative(s)	Goal	Objectives	Lead/Department & Updates
	Create Marketing and Branding Program	<ul style="list-style-type: none"> Design program to be consistent with Mission, Vision & Core Values 	Leadership Team
	Create 5-year capital plan	<ul style="list-style-type: none"> Implement needs assessment of all parks and facilities 	Leadership Team
	Redesign Website	<ul style="list-style-type: none"> Budget redesign and promote Request for Professional Services 	Executive Director, Marketing Coordinator
	Develop a Preventative Maintenance Plan	<ul style="list-style-type: none"> Inventory equipment and assets Create schedule of preventative maintenance goals 	Executive Director, Buildings & Grounds
	Establish a Recreation Program Plan	<ul style="list-style-type: none"> Document the life-span of programming and special events Include Adult Wellness programs, concerts & movies in the park, and group exercise classes 	Executive Director, Recreation Team
	Create Emergency Operations Plan and Safety Manual	<ul style="list-style-type: none"> Provide structure and processes to utilize when responding to an event 	Executive Director, Safety Committee, Safety Manager
2028	Apply for Illinois Distinguished Agency Accreditation (DA)	<ul style="list-style-type: none"> Successfully meet standards for accreditation 	DA Team
2029	Apply for NRPA Commission for Accreditation of Parks and Recreation Agencies (CAPRA)	<ul style="list-style-type: none"> Successfully meet standards for accreditation 	CAPRA Team
2030	Apply for Gold Medal Award	<ul style="list-style-type: none"> To become a finalist and be recognized nationally 	DA/CAPRA Team





CHAPTER 7

FACILITY MASTER PLAN

**INTENTIONALLY LEFT
BLANK.**

FACILITY MASTER PLAN

Introduction

To best prepare for the Park District recreation facility's future, the planning team accumulated information through public workshops, a community wide survey, and meetings with staff. Through this process, the needs of the community were identified. The intent of the Facility Master Plan is to integrate the Community Park District's facilities into the community. The proposed addition to the existing recreation center will create a space where individuals and families have the opportunity to grow alongside the Park District.

Existing Conditions

The existing 12,937 square foot building is the hub of the Park District. This facility, at 1501 Barnsdale Road, was designed and constructed in 2005-2006. Only seventeen (17) years old, the current recreation center is in great condition. When the original layout was designed, it was done with the intention of a future addition along the east side of the building.

Before beginning the design of the planned addition, the architectural team completed an assessment of the existing recreation center. This assessment included a review of the current building code requirements, as well as, interior and exterior conditions of the facility. The exterior review included the building's envelope, masonry walls, aluminum windows, and roof areas. The interior review included assessment of programmatic space, along with the building systems for their mechanical and electrical life expectancy.

Current building programming is as follows:

Public Programming

- Four (4) Classrooms Used for Pre-K and Education Programming
- One (1) Multi-Purpose Room for Physical Education
- Moderate Kitchen
- One (1) Storage Room
- Public Restrooms

Administrative Programming

- Reception Area
- Staff Workroom
- Five (5) offices
- One (1) Mid-sized Meeting Room



Roof & Exterior Assessment

The central roofing system is a low sloped, PVC mechanically fastened roofing material, on mechanically fastened, rigid polyisocyanurate roof insulation, original to the building. Such a roof in the Northern Illinois area is expected to last approximately 20 to 25+ years, with proper and routine maintenance. At the earliest, this roof may need replacement by the year 2025 to 2030.

Three-fourths of the perimeter roof detail are a Standing Metal Seam formed into a pitched roof edge, including an overhanging soffit about the perimeter. This is a sloped roof design that is seen on many homes and commercial buildings. With proper and routine maintenance, such a metal roof material could last 25 to 30+ years. At the earliest, the standing sheet materials may need replacement or repair by the year 2030 to 2035.

The central roof area has a roof hatch for maintenance access and four (4) RTUs (Roof Top Units), which handle and mechanically distribute fresh air to the interior spaces. The RTUs are original to the building and may have a life expectancy of 20 to 25 years. At the earliest, one to all of the units may need replacement after the year 2025 to 2030.

The exterior walls are clad in face brick and stone accents. These are very durable materials; however, to maximize lifespan they require routine proper maintenance and review. Any tuckpointing and/or repairs may not be needed for 30 years from the original construction. Existing conditions indicate that they should not need any large-scale work until at least the year 2035 or beyond; however, conditions of these materials should be reviewed every year.



Interior Assessment

The interior of the facility at 1501 Barnsdale Road has been well maintained. However, some of the original finish materials are starting to show their age. This aging can be seen in the material's durability or aesthetics.

The suspended acoustical ceilings used throughout the building appear to be in great shape. A small number of ceiling tiles are in need of replacement; however, most rooms are acceptable. The light fixtures appear to be original and working properly. As a future consideration, any fixtures requiring replacement in the future should be replaced with LED fixtures. This substitution will result in energy savings for the CPD.

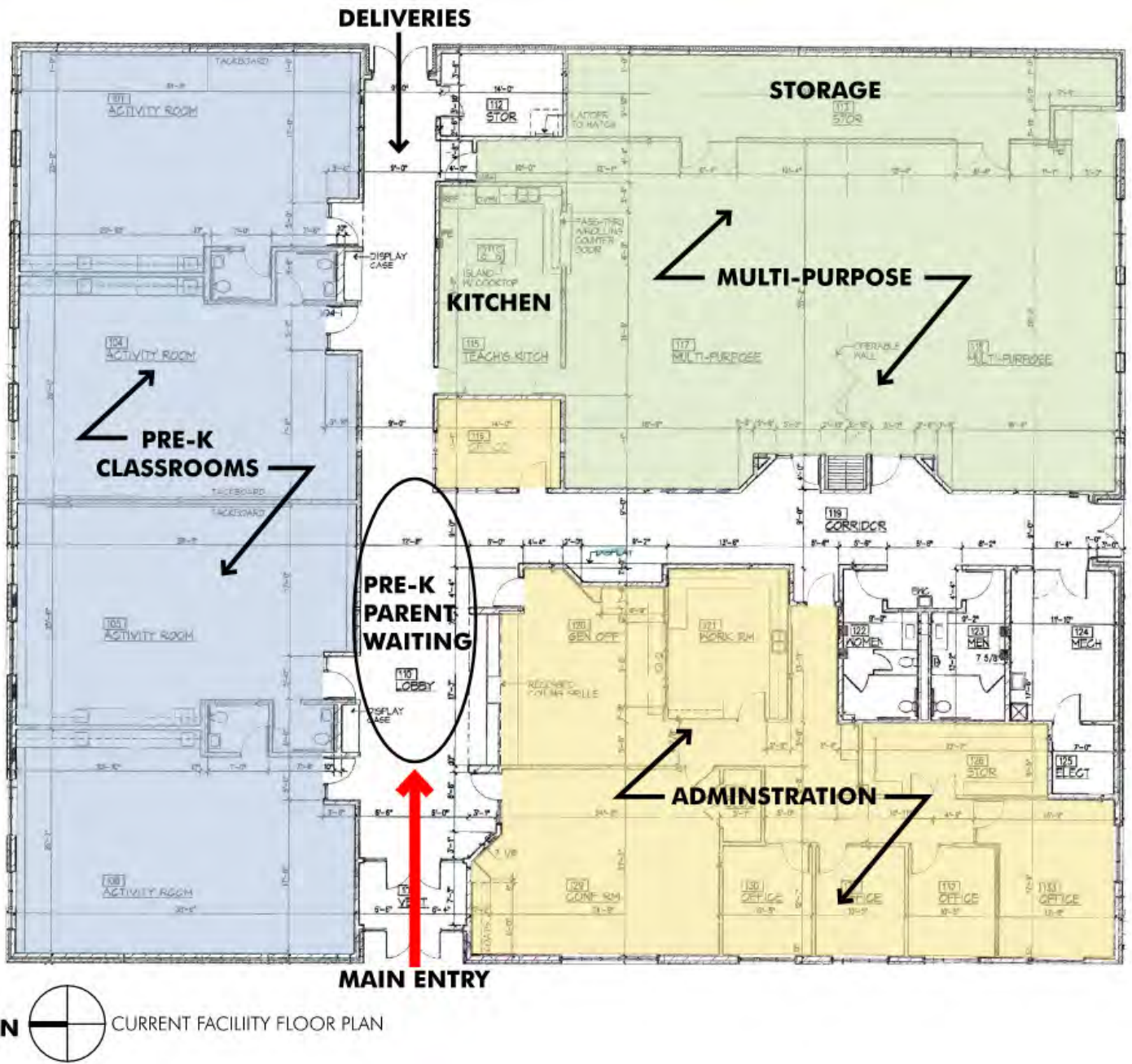
The walls, both the CMU (Concrete Blocks, a.k.a. Concrete Masonry Units) and the metal stud and gypsum wall board walls, are in great shape and painted. Repainting is not necessary at this time, unless a general change of interior colors is desired.

The flooring, which includes Ceramic Tiles (CT), Vinyl Composite Tiles (VCT) and carpet, plus resilient wall base, is all in great shape. Some small areas of VCT might need some patching. VCT may need to be replaced near 2030 or beyond. The carpeting in the Administration Areas is reaching the end of its useful life. A carpet replacement project may wish to occur in the next few years, by 2025 to 2030.

The Plastic Laminate Cabinets are in good condition and may only require some small maintenance repairs for hinges, etc. at this time.



Current Facility Floor Plan



Public Engagement Process

After completing the assessment of current amenities, the planning team prepared multiple design solutions for the recreation center. The designs were grounded in the current needs of the community, Park District, and Park Board Commissioners as voiced in the public workshops.

Very quickly, it became obvious that the community's needs would require an addition to the recreation center. The following two pages outline the public input that guided the design and programming of the proposed addition.

In the community wide survey participants were asked, "If you indicated that you are dissatisfied with the Park District in any way, in the previous questions, please tell us why." 168 survey respondents chose to answer this open-ended question. The following themes are listed in order of frequency:

Highest Levels of Dissatisfaction with CPD's Operations, Programs, and Services

- 01 Maintenance and upgrades of neighborhood parks and amenities.
- 02 Limited indoor recreation opportunities.
- 03 Ideas regarding enhancing the variety of recreation activities.
- 04 Days/times/locations of recreation activities.
- 05 Recreation activities for adults.
- 06 Park safety/security concerns.

An addition to the recreation center would address all six of these concerns.

In addition to the survey, public engagement meetings were held with the community and staff, to discuss wants and needs for the facility. Questions were posed to prompt responses, such as the following examples:

- Is the option to add non-gym health program spaces important?
- Is the option to expand Pre-K offerings and opportunities important?
- Is a performance space (a third large multi-purpose space) important?
- Which is more important: Keeping both ball fields at this location, or keeping and enhancing play areas for a wide range of age groups and including direct access by the Pre-K program?

The public meeting's responses were reviewed and can be summarized in the following three categories: General Programs, Pre-K Programs, Administration Spaces.

General Programs

Facility does not have appropriate spaces to support park district families beyond Pre-K:

- No gym
- Athletic Programs (basketball, volleyball, indoor soccer, etc.) are held at school
- Multi-Purpose room size limits indoor winter programs.
- Multi-Purpose room is over-scheduled
- Multi-Purpose room facilities and environment are lacking
- No theater, currently 150-250 kids/show - held at Park Junior High School.

General Programs cont.


- No spaces for mental health or other physical health
- Parking is lacking for special events
- Concessions and washrooms to support fields are lacking
- Need classroom and homework spaces for after school programs
- Lacking storage

Pre-K Program

- Strong community desire for full-day Pre-K
- Long waiting list for Pre-K
- Separation of Pre-K areas from public areas does not exist
- A separate, secure Pre-K entry is needed
- A secure waiting area for parents is needed
- General programs and Pre-K compete for space
- Parking conflict at 3:00 PM Pick-up
- Playground is across the parking lot from Pre-K
- No work room/planning room for Pre-K teachers
- Lacking storage
- Classrooms are dated and lacking current technology

Administration Spaces

- Conference rooms are undersized and over scheduled
- Short on office spaces
- No direct view of entry



Utilizing the culmination of comments received, the design team developed programmatic spaces with the highest priorities identified as:

- **Additional Pre-K spaces**
- **Separation of main and Pre-K entries**
- **Fitness Room**
- **Large gymnasium space for multiple sports, leagues, and fitness**
- **Stage and support side-stage areas**
- **Indoor walking/jogging track for year-round access and use**
- **Possible outdoor turf area for open athletics**

Additional Design Considerations:

Additional design ideas were discussed during the planning phase for the Roof Level. The roof could be designed to be accessible to all people and add another use area for the community members.

The following options were reviewed:

- Incorporate a **Green/Vegetative Roof Garden** with walking paths and benches
- Incorporate an outdoor **Athletic Field**, for use by many age groups, either as a training field, small games field(s), an exterior workout zone, or simply a space for an elevated exterior walk

In both cases, the roof structure design would have to be designed to account for increased loads (weights) of the added materials and having people physically using the Roof Level.

The example image below for the **Green/Vegetative Roof Garden** includes a successful product for this use called the Toundra Box by Soprema ®.



This unit provides a controlled planting module for layout of various plantings on the roof. Walk pads or walk squares can be installed to create a walking path amongst the plantings along with areas for benches.

The **Athletic Field** option includes a drainage mat layer over the roofing, with an artificial turf carpet placed on top of it. Sand is installed into the turf to function as a sports cushion and weight to hold down the turf surface, similar to those installed at local high schools.



Spectator seating areas can be provided for parents with folding chairs wishing to watch their children training or playing.

The Addition's Roof Area is approximately 13,800 gross square feet (GSF).

Depending the final design, the Roof Level would provide approximately 10,000 SF to 12,200 SF additional recreational space.

The planning team reviewed both options with the Village of La Grange Park and due to their Zoning Height Standards, a variance would be needed due to the proposed height of the Addition which is over thirty (30) feet tall.

The Village expressed the willingness to work with the CPD to guide them through the process and time frame, to help make this project a great success.

Site Studies:

The following site studies were designed to incorporate the recommended programming around the building and the related ballfields and playground facilities to further serve the Park District.

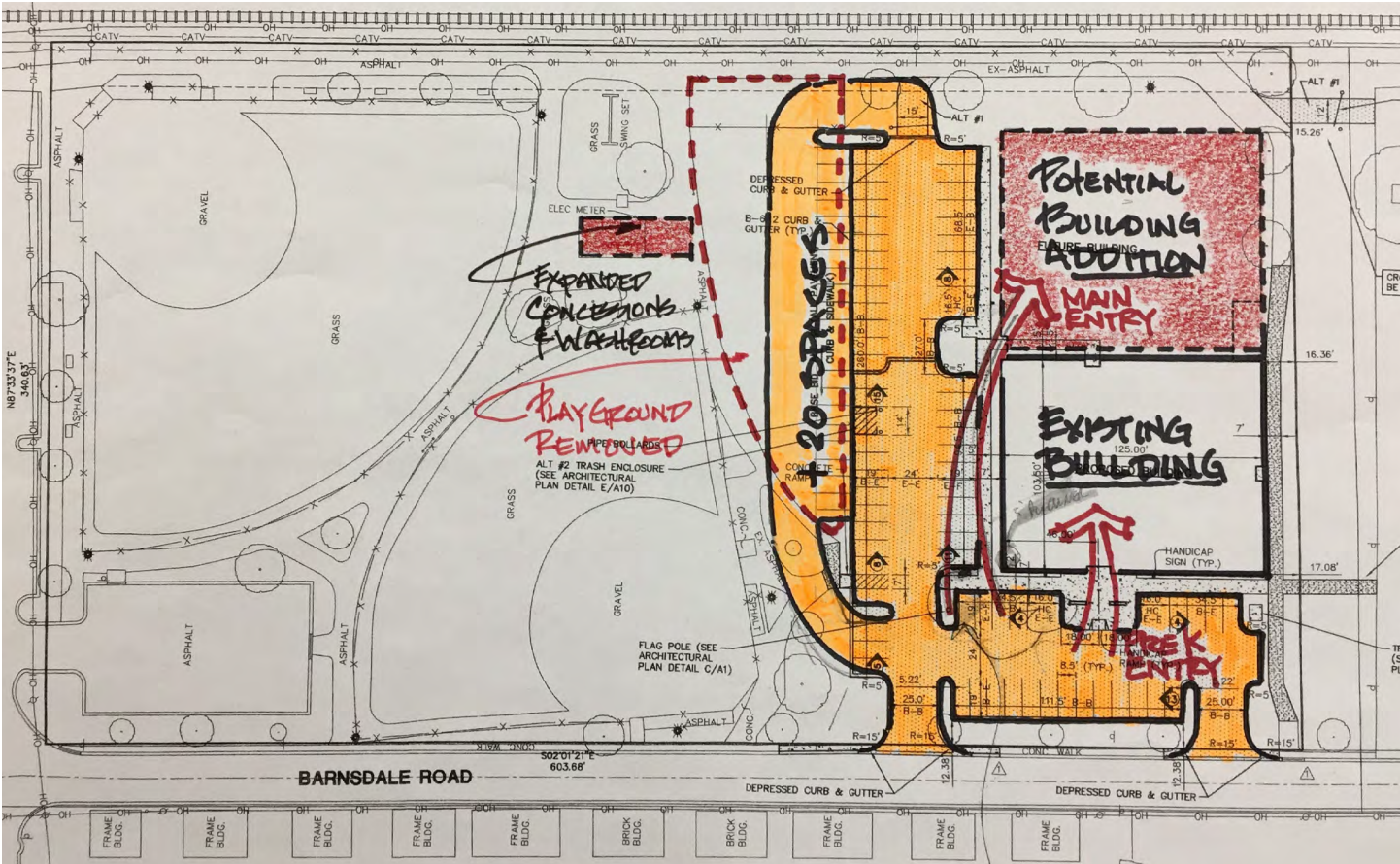
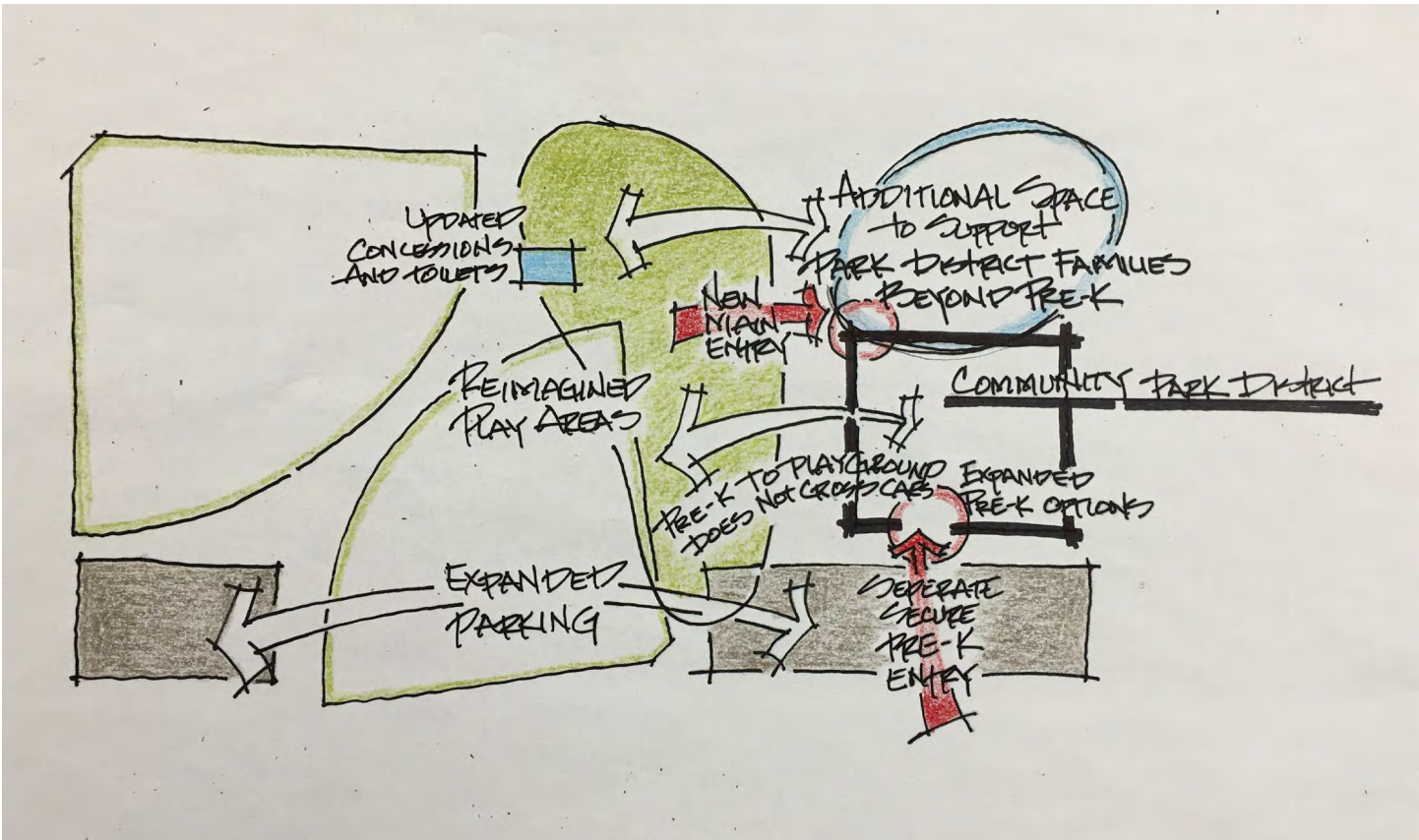
The conceptual site plans are shown on the following page.

The existing baseball fields at Hanesworth Park were both analyzed and reviewed. It was determined that both should remain as they are frequently used and are important community facilities.

The parking lot directly north of the recreation center be expanded to better serve both the building and the existing baseball fields.

An additional row of parking and a drive aisle were added along the parking lot's northern edge. This adds approximately 20 new parking spaces. The neighboring business to the South has indicated they are willing to discuss a potential parking agreement for shared use. The existing concessions building may be removed, as the new concessions will be incorporated into the building addition.

This action will help give more space to re-imagine/redesign the exterior play areas and playgrounds.



Implementation

These spaces are to be used by patrons utilizing the exterior sports and play areas during off hours and weekends while allowing the main building to remain secure.

The proposed addition can be constructed without shutting down any uses of the existing building interior. Once the addition is complete and ready for occupancy, the Administrative Offices can move into the new upper-level offices. This, in turn, frees up the former Administration Office Area to be renovated into an additional Pre-K Classroom, plus an area for a Workroom and Pre-K Planning Office(s).

The existing Multi-Purpose Room can then be renovated and updated, along with the creation of a Fitness Room within the existing building.

Square Footages Involved:

Addition: 27,000 SF
Renovations: 6,295 SF
Paving Work: 33,345 SF (24,345 + 9,000 new)

Budget Cost Estimates Range:

Addition: \$12,000,000 to \$13,500,000
Renovations: \$2,000,000 to \$3,000,000
Paving Work: \$400,000 to \$500,000


Totals: \$14,400,000 to \$17,000,000

Additional Design Considerations: Budgets listed above would be increased as follows:


Green/Vegetative Roof Garden and structural design upgrades would range from \$565,000 to \$825,000.

Athletic Field Roof and structural design upgrades would range from \$482,000 to \$845,000.


Recreation Center Addition Exhibit



Diagrammatic Perspective Facing East

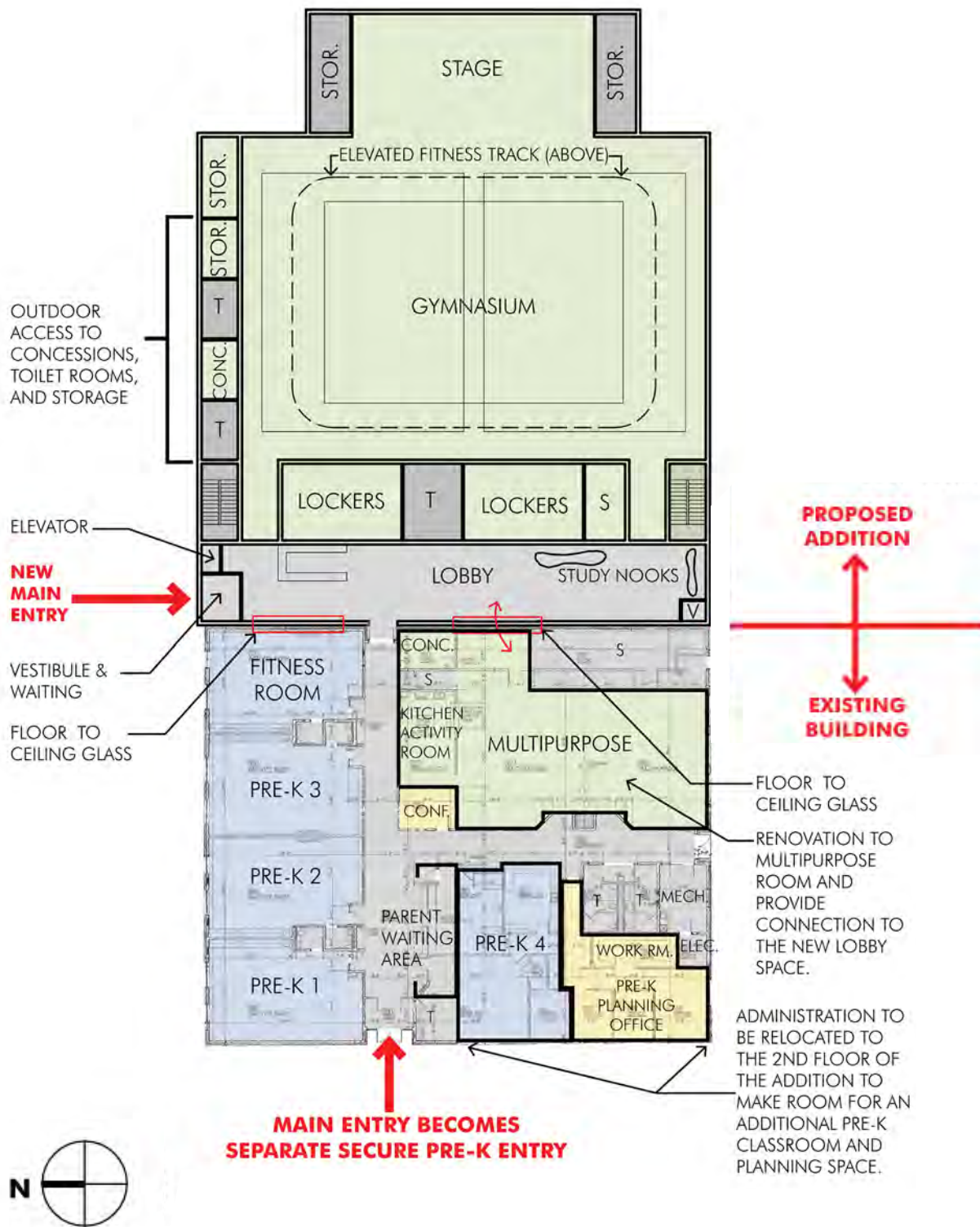


Diagrammatic Perspective Aerial

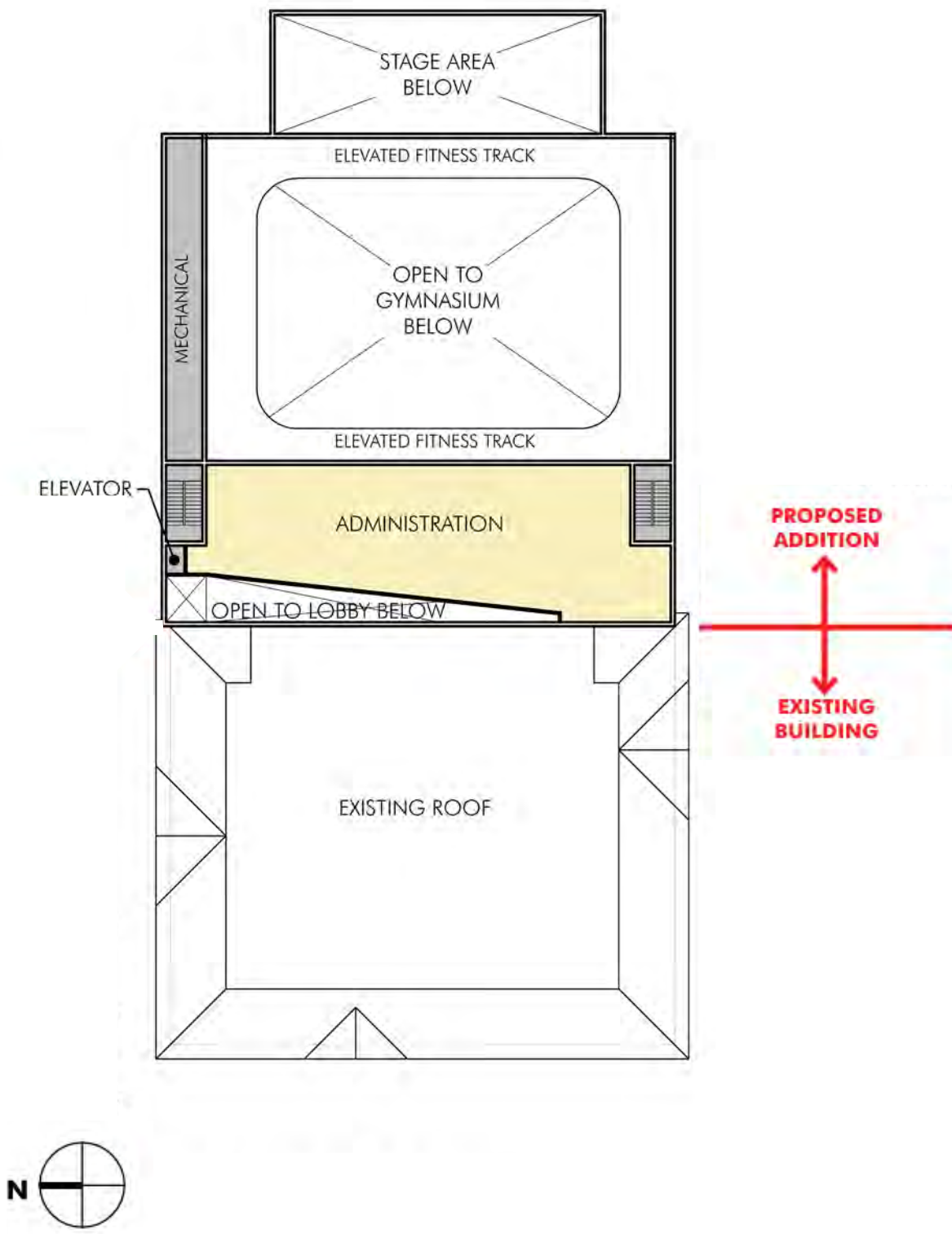


Diagrammatic Perspective Facing South

Proposed Facility Floor Plan



First Floor Plan



Second Floor Plan



CHAPTER 8

CONCEPTUAL PARK PLANNING

**INTENTIONALLY LEFT
BLANK.**

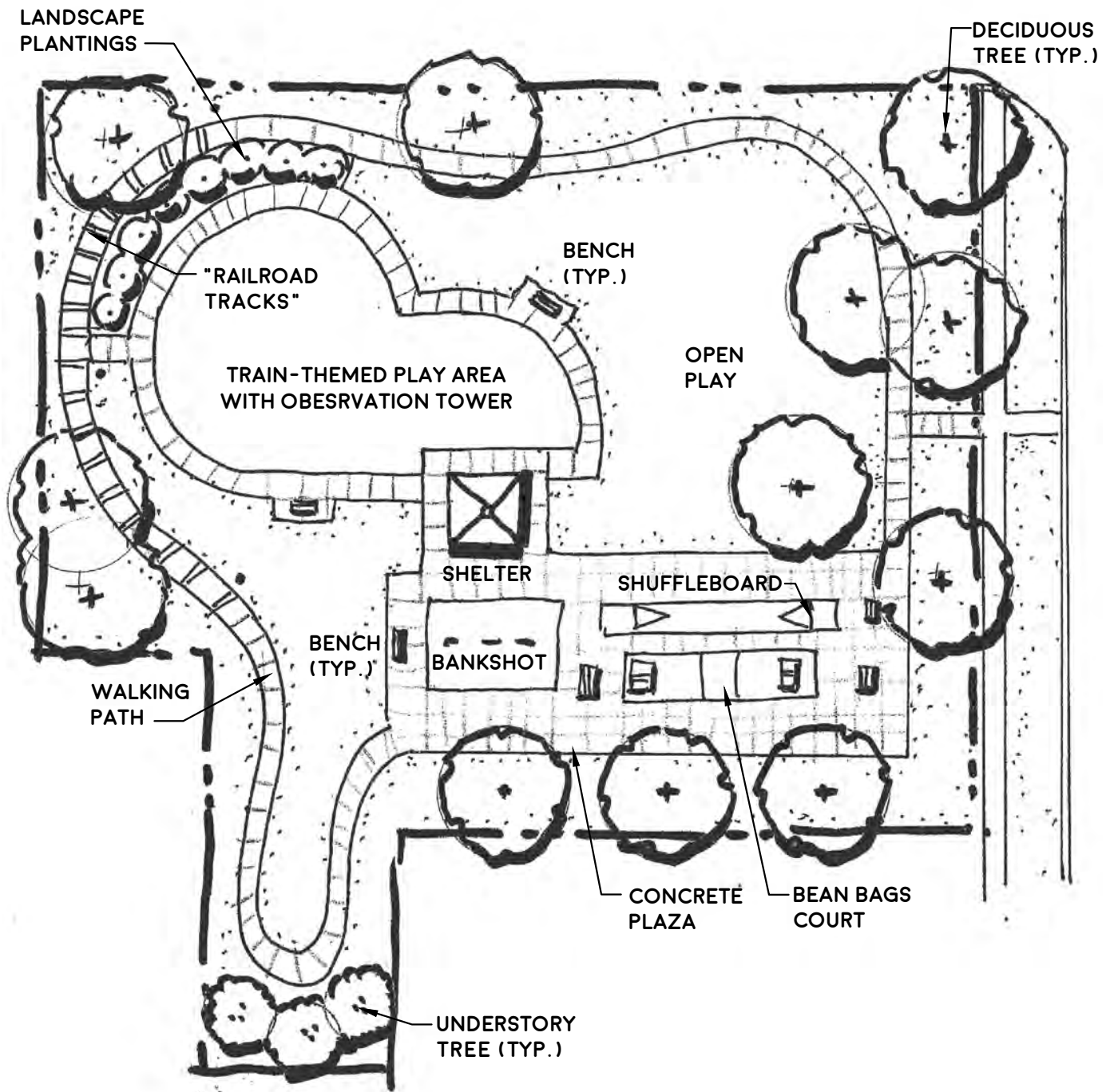
CONCEPTUAL PARK PLANNING

Introduction

The following pages illustrate potential park and facility improvements for the six park sites within the Community Park District. The conceptual plans are based on feedback received during the public engagement process, as well as other capital projects identified during the Comprehensive Master Plan process. These plans are all **diagrammatic** and **are not to be interpreted as final designs**, but rather as starting points for capital improvements within the Park District's system. Each plan does not have to be completed as shown or even as a single project. The concept plans can be installed in phases depending on available funds, grant opportunities, and future community input.

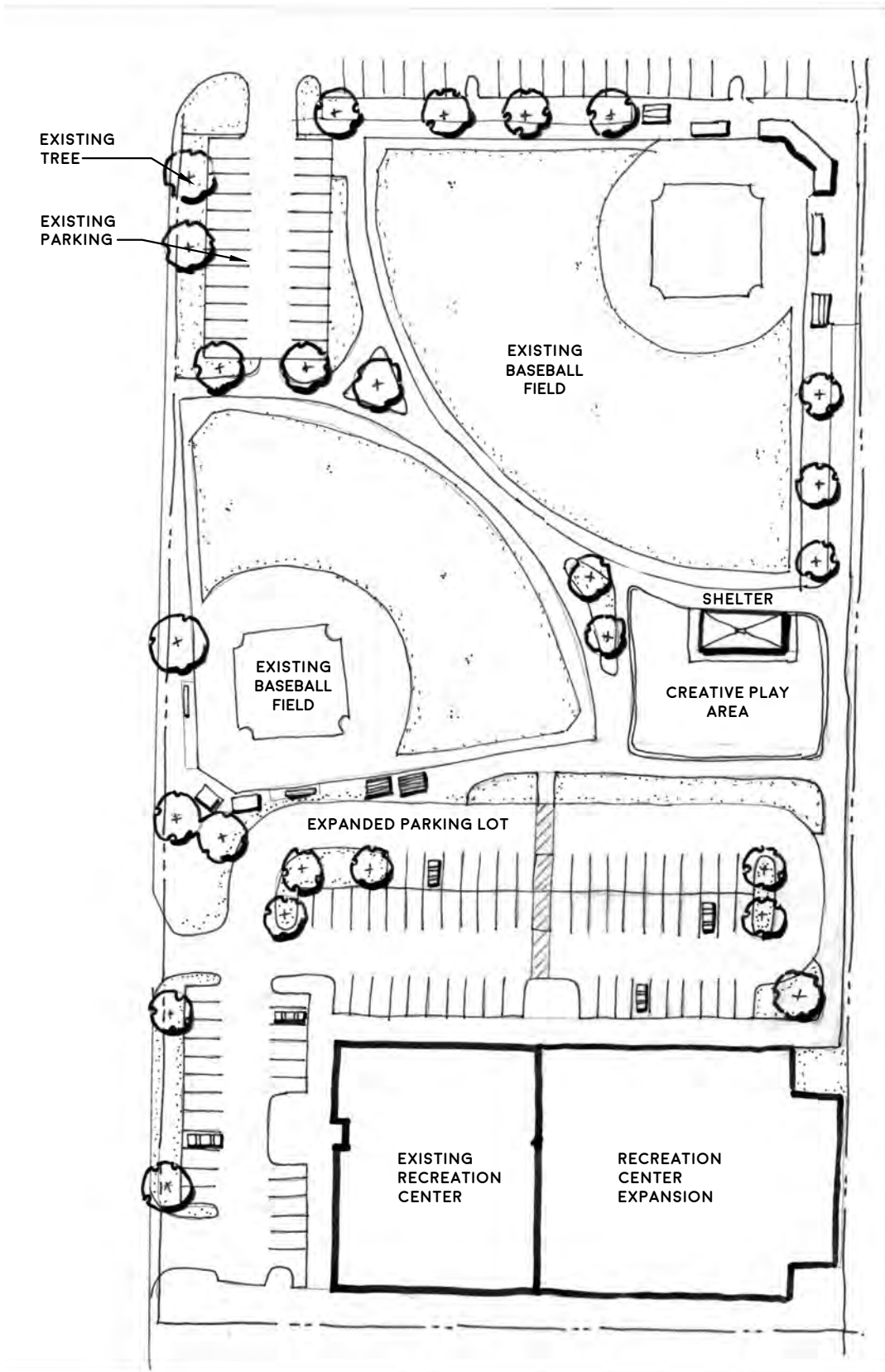


BEACH/OAK PARK CONCEPT PLAN



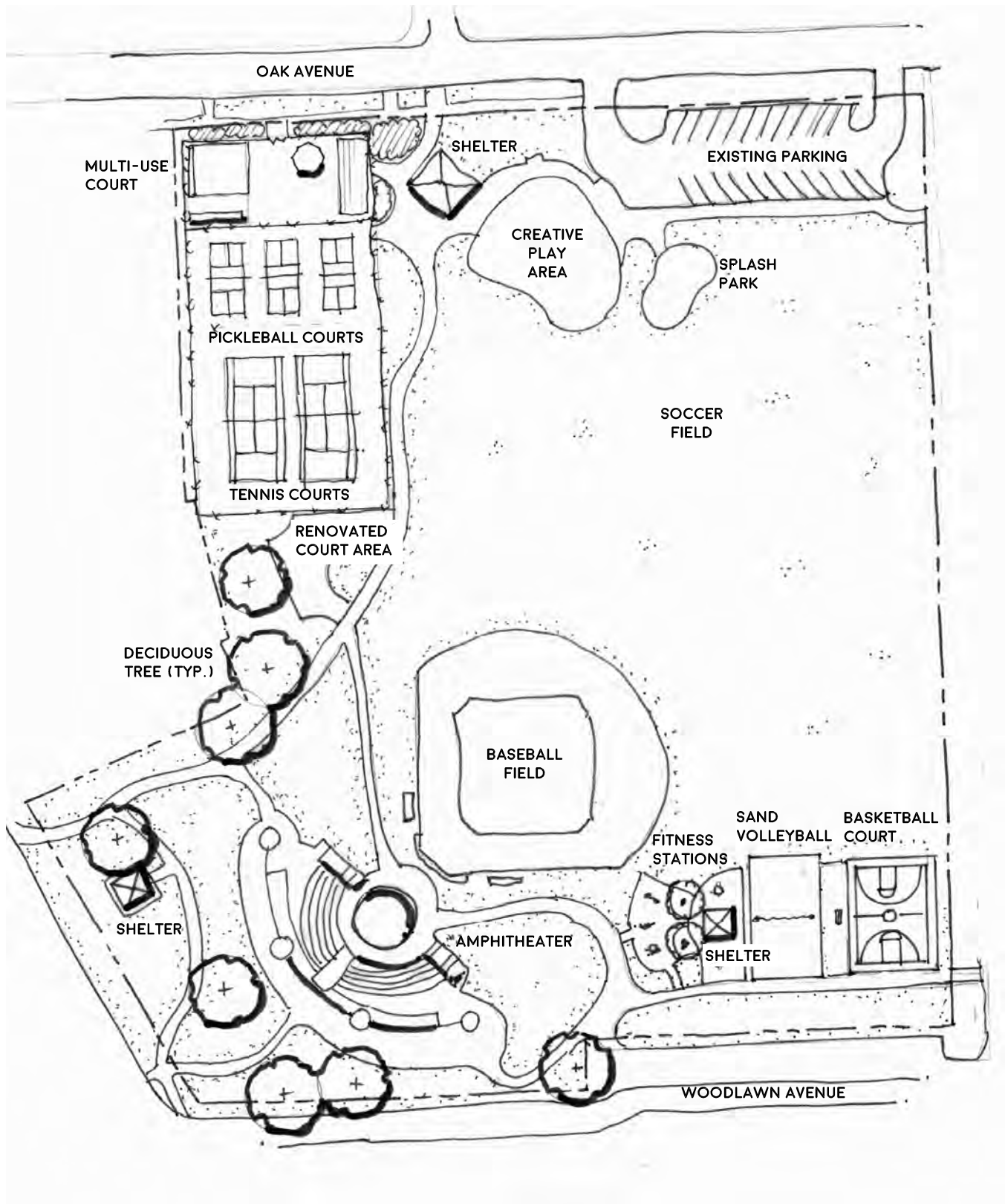



HANESWORTH PARK CONCEPT PLAN



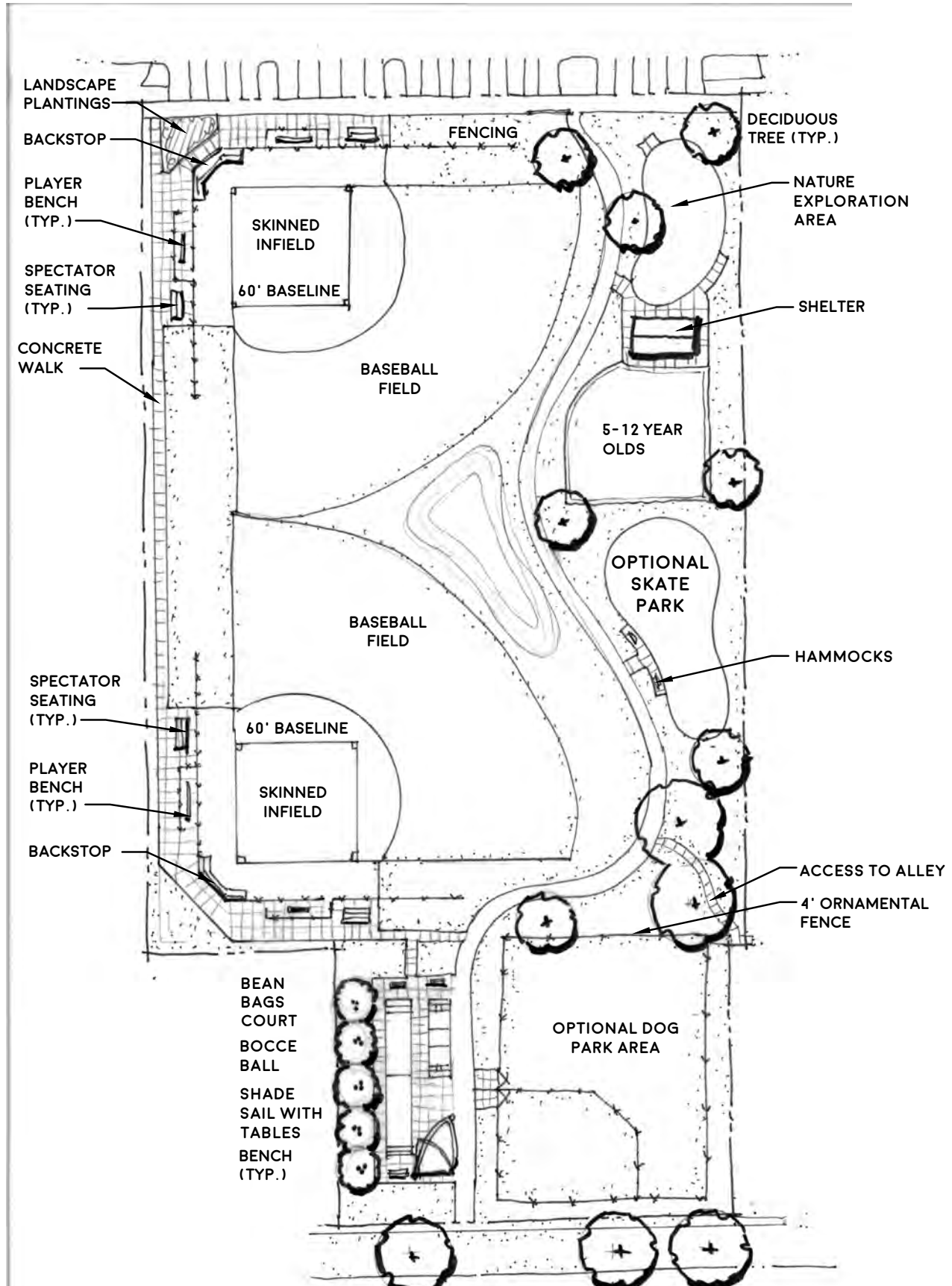


MEMORIAL PARK CONCEPT PLAN



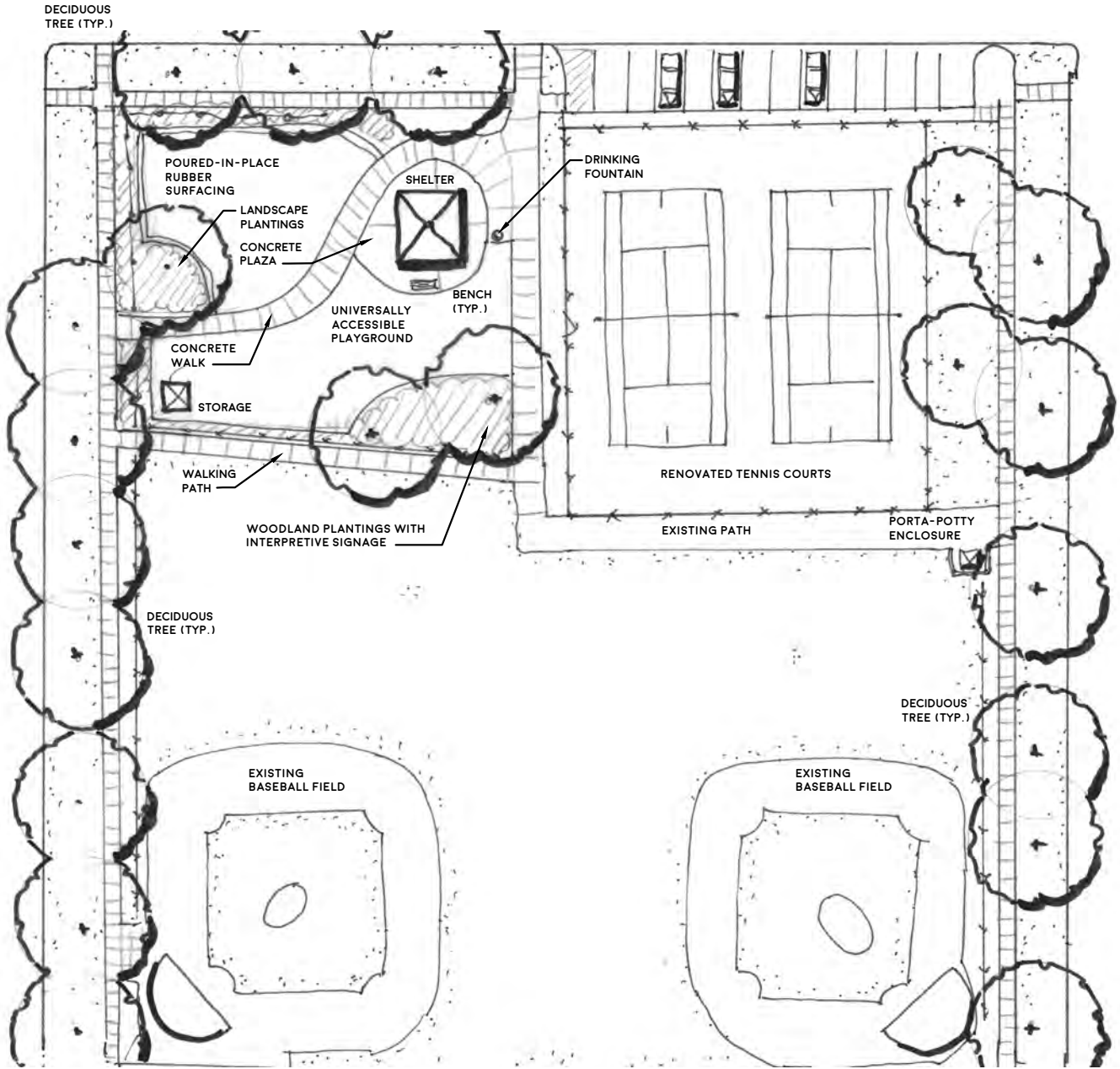



ROBINHOOD PARK CONCEPT PLAN



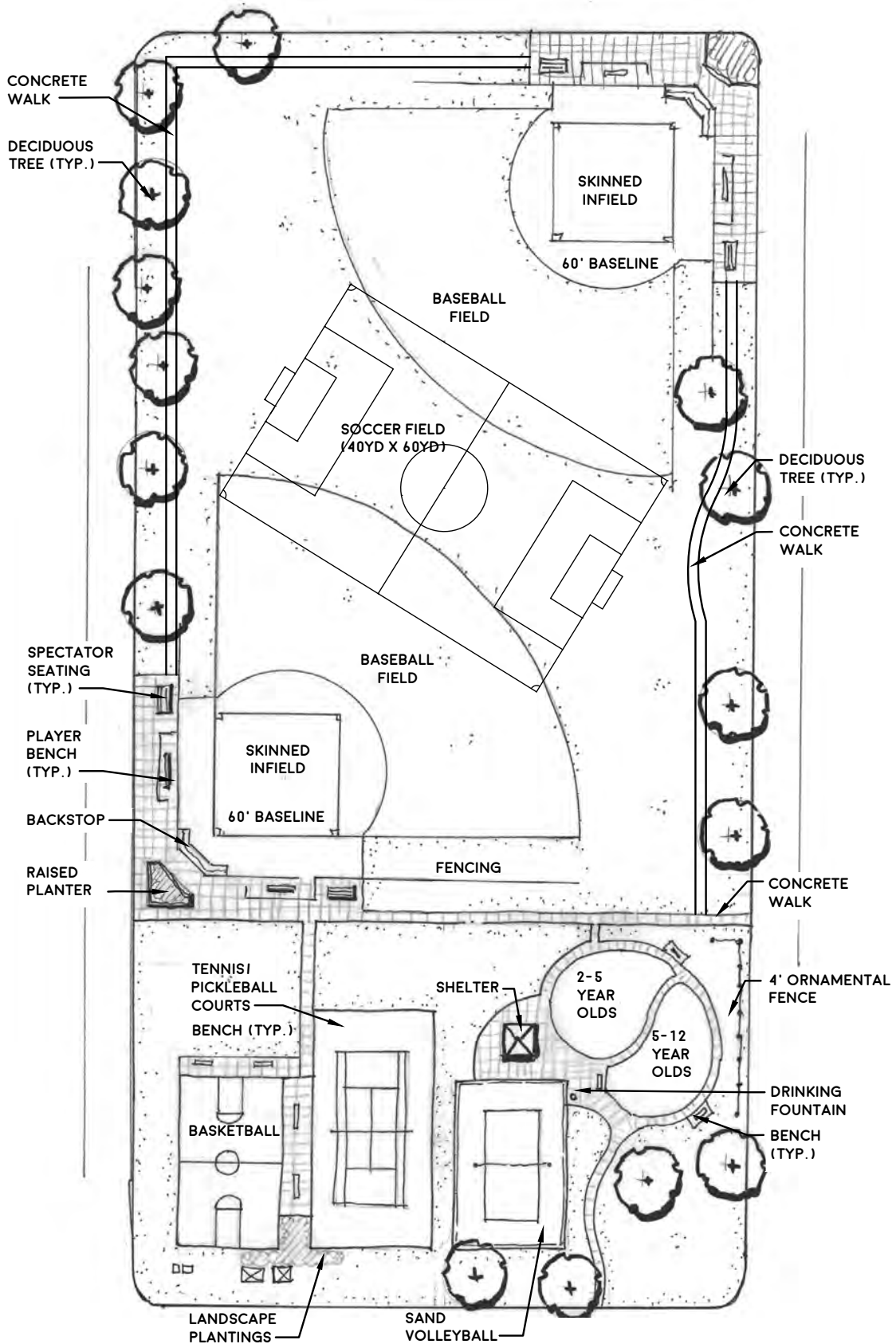


STONE MONROE PARK CONCEPT PLAN





WILLIAM G. YENA PARK CONCEPT PLAN









CHAPTER 9

APPENDIX

**INTENTIONALLY LEFT
BLANK.**

Park Inventory and Assessment

Inspection Guidelines

- Rating 5 - Condition is excellent
- Rating 4 - Meets almost all goals
- Rating 3 - Needs improvement
- Rating 2 - Barely acceptable
- Rating 1 - Unacceptable

Park Name: Beach Oak
Address: 902 W. Oak Ave
Date: 11/30/2021
Arrival Time: 3:40 PM
Service Type: Mini Neighborhood/Community/Regional

Transit		
<input type="checkbox"/> Pkg - Off Street	<input type="checkbox"/>	Spaces: _____
3 <input checked="" type="checkbox"/> Pkg - On Street	<input checked="" type="checkbox"/>	Spaces: _____
<input type="checkbox"/> Pkg - On Street Location:	_____	
<input type="checkbox"/> Bike Routes - Marked	<input type="checkbox"/>	
<input type="checkbox"/> Bike Route - Signage	<input type="checkbox"/>	
<input type="checkbox"/> Crosswalks	<input checked="" type="checkbox"/>	ADA
<input type="checkbox"/> Public Transit Stop	<input type="checkbox"/>	
<input type="checkbox"/> Traffic Signals on bordering roads	<input type="checkbox"/>	

Buildings		
<input type="checkbox"/> Shelter - Unreservable	<input type="checkbox"/>	Capacity: _____
2 <input checked="" type="checkbox"/> Shelter - Reservable	<input checked="" type="checkbox"/>	Capacity: _____
<input type="checkbox"/> Concession	<input type="checkbox"/>	
<input type="checkbox"/> Recreation Center	<input type="checkbox"/>	
<input type="checkbox"/> Band Shell	<input type="checkbox"/>	
<input type="checkbox"/> Stage	<input type="checkbox"/>	
<input type="checkbox"/> Restrooms - Permanent	<input type="checkbox"/>	Restroom Notes: _____
<input type="checkbox"/> Restrooms - Portable	<input type="checkbox"/>	_____
<input type="checkbox"/> Other: _____		_____

Fields	Lit	Unlit	Quantity:
<input type="checkbox"/> Soccer	<input type="checkbox"/>	<input type="checkbox"/>	_____
<input type="checkbox"/> Baseball	<input type="checkbox"/>	<input type="checkbox"/>	_____
<input type="checkbox"/> Softball	<input type="checkbox"/>	<input type="checkbox"/>	_____
<input type="checkbox"/> Backstop	<input type="checkbox"/>	<input type="checkbox"/>	_____
<input type="checkbox"/> Spectator Seating	<input type="checkbox"/>	<input type="checkbox"/>	_____
<input type="checkbox"/> Dugouts	<input type="checkbox"/>	<input type="checkbox"/>	_____
<input type="checkbox"/> Football:	<input type="checkbox"/>	<input type="checkbox"/>	_____
<input type="checkbox"/> Fencing			
<input type="checkbox"/> Goals			
<input type="checkbox"/> Turf			

Utilities		
<input type="checkbox"/> Drinking Fountain	<input type="checkbox"/>	Quantity: _____
<input type="checkbox"/> Overhead Electrical	<input type="checkbox"/>	

Courts/Games	Lit	Unlit	Quantity:
<input type="checkbox"/> Tennis Cts	<input type="checkbox"/>	<input type="checkbox"/>	_____
2 <input checked="" type="checkbox"/> Basketball Cts	<input checked="" type="checkbox"/>	<input type="checkbox"/>	2 (half)
<input type="checkbox"/> Volleyball Cts	<input type="checkbox"/>	<input type="checkbox"/>	Surface: _____
<input type="checkbox"/> Bocce Ball	<input type="checkbox"/>		Quantity: _____
<input type="checkbox"/> Horseshoe	<input type="checkbox"/>		Quantity: _____
<input type="checkbox"/> Bags	<input type="checkbox"/>		Quantity: _____
<input type="checkbox"/> Shuffleboard	<input type="checkbox"/>		Quantity: _____

Other Sports		
<input type="checkbox"/> Skatepark	<input type="checkbox"/>	
<input type="checkbox"/> BMX	<input type="checkbox"/>	
4 <input checked="" type="checkbox"/> In-Line Skate/Rollerblade	<input checked="" type="checkbox"/>	
<input type="checkbox"/> Other: _____		

Trail/Recreation Elements		
<input type="checkbox"/> Fitness Station	<input type="checkbox"/>	Quantity: _____
<input type="checkbox"/> Dog Park	<input type="checkbox"/>	
<input type="checkbox"/> Disc Golf	<input type="checkbox"/>	
<input type="checkbox"/> Trail - Head	<input type="checkbox"/>	
<input type="checkbox"/> Trail - Connection	<input type="checkbox"/>	
<input type="checkbox"/> Picnic Area	<input type="checkbox"/>	
<input type="checkbox"/> Bike/Pedestrian Path	<input type="checkbox"/>	
<input type="checkbox"/> Observation Deck	<input type="checkbox"/>	
<input type="checkbox"/> Natural Areas	<input type="checkbox"/>	

Winter Activities		
<input type="checkbox"/> Lights	<input type="checkbox"/>	
<input type="checkbox"/> Free Skating	<input type="checkbox"/>	
<input type="checkbox"/> Hockey	<input type="checkbox"/>	
<input type="checkbox"/> Toboggan	<input type="checkbox"/>	
<input type="checkbox"/> Sledding	<input type="checkbox"/>	
<input type="checkbox"/> X-Country Skiing	<input type="checkbox"/>	
<input type="checkbox"/> Pedestrian	<input type="checkbox"/>	
<input type="checkbox"/> Bicycle	<input type="checkbox"/>	
<input type="checkbox"/> Trail Regional	<input type="checkbox"/>	
<input type="checkbox"/> Other: _____		

Water Play		
<input type="checkbox"/> Swim - Beach	<input type="checkbox"/>	
<input type="checkbox"/> Swim - Pool	<input type="checkbox"/>	
<input type="checkbox"/> Splashpad	<input type="checkbox"/>	
<input type="checkbox"/> Boat	<input type="checkbox"/>	
<input type="checkbox"/> Fishing	<input type="checkbox"/>	

Creative Play Area	Y	N
2 <input checked="" type="checkbox"/> Play Area 2-5 (1997)	<input checked="" type="checkbox"/>	<input type="checkbox"/>
3 <input checked="" type="checkbox"/> Play Area 5-12 (1997)	<input checked="" type="checkbox"/>	<input type="checkbox"/>
2 <input checked="" type="checkbox"/> Sand	<input checked="" type="checkbox"/>	<input type="checkbox"/>
<input type="checkbox"/> Surfacing: _____		
Manufacturers/Year: LSI 1997 Playworld		
<input type="checkbox"/> Accessible	<input type="checkbox"/>	<input type="checkbox"/>
<input type="checkbox"/> Transfer Station	<input type="checkbox"/>	<input type="checkbox"/>
3 <input checked="" type="checkbox"/> Ramp (3)	<input checked="" type="checkbox"/>	<input type="checkbox"/>
<input type="checkbox"/> Flush Surface	<input type="checkbox"/>	<input type="checkbox"/>
<input type="checkbox"/> Equipment Signs	<input type="checkbox"/>	<input type="checkbox"/>
<input type="checkbox"/> Immediate Attn	<input type="checkbox"/>	<input type="checkbox"/>

Signage			
<input type="checkbox"/> Facility Rental Info	<input type="checkbox"/>	<input type="checkbox"/> Dogs Allowed	<input type="checkbox"/>
<input type="checkbox"/> Equipment Rental Info	<input type="checkbox"/>	<input type="checkbox"/> Dogs On Leash	<input type="checkbox"/>
<input type="checkbox"/> Park Sign	<input checked="" type="checkbox"/>	<input type="checkbox"/> Dogs Off Leash	<input type="checkbox"/>
<input type="checkbox"/> Park Rules	<input checked="" type="checkbox"/>		
<input type="checkbox"/> Park Hours	<input checked="" type="checkbox"/>		

Safety	Y	N
<input type="checkbox"/> Pooling Water	<input type="checkbox"/>	<input type="checkbox"/>
<input type="checkbox"/> Park Monitored	<input type="checkbox"/>	<input type="checkbox"/>
<input type="checkbox"/> Emergency Devices	<input type="checkbox"/>	<input type="checkbox"/>
<input type="checkbox"/> Neighborhood Visibility	<input type="checkbox"/>	<input type="checkbox"/>
<input type="checkbox"/> Internal Roads	<input type="checkbox"/>	<input type="checkbox"/>
<input type="checkbox"/> Vandalism	<input type="checkbox"/>	<input type="checkbox"/>

Park Inventory and Assessment Notes

~~Handwritten notes~~ out cropping, tiny library // bike racks (8) // elevated planter
pedestrian light // train themed // rusted steps on 2-5 y.o. structure //
entrance is shifted off sidewalk // mature trees // various seating
around the play areas

Strengths: Rail "platform" opportunity as discussed, mature trees,
quiet street, plastic ADA ramps allowing access, in-line skating
allowed on sidewalks

Weaknesses: park boundaries are unclear (^{basketball} behind neighbor's house),
EWF no longer flush, playground equipment rusted (past
its lifespan)

Recommendations:

Park Inventory and Assessment

Inspection Guidelines

- Rating 5 - Condition is excellent
- Rating 4 - Meets almost all goals
- Rating 3 - Needs improvement
- Rating 2 - Barely acceptable
- Rating 1 - Unacceptable

Park Name: Hanesworth
Address: 1501, Barnsdale Rd.
Date: 11/30/2021
Arrival Time: 1:15PM 52°
Service Type: Mini/Neighborhood/Community/Regional

Transit		
<input checked="" type="checkbox"/> Pkg - Off Street	<input checked="" type="checkbox"/>	Spaces: <u>WB 4 94</u>
<input type="checkbox"/> Pkg - On Street	<input type="checkbox"/>	Spaces: <u>WB 1 85</u>
<input type="checkbox"/> Pkg - On Street Location:		<u>(north lot)</u>
<input type="checkbox"/> Bike Routes - Marked	<input type="checkbox"/>	<u>train</u>
<input type="checkbox"/> Bike Route - Signage	<input type="checkbox"/>	<u>3 internal path</u>
<input type="checkbox"/> Crosswalks	<input type="checkbox"/>	<u>5 bike rack</u>
<input type="checkbox"/> Public Transit Stop	<input type="checkbox"/>	
<input type="checkbox"/> Traffic Signals on bordering roads	<input type="checkbox"/>	

Buildings		
<input type="checkbox"/> Shelter - Unreservable	<input type="checkbox"/>	Capacity: _____
<input type="checkbox"/> Shelter - Reservable	<input type="checkbox"/>	Capacity: _____
<input checked="" type="checkbox"/> Concession	<input checked="" type="checkbox"/>	<u>2 batting cages</u>
<input type="checkbox"/> Recreation Center	<input type="checkbox"/>	
<input type="checkbox"/> Band Shell	<input type="checkbox"/>	
<input type="checkbox"/> Stage	<input type="checkbox"/>	
<input checked="" type="checkbox"/> Restrooms - Permanent	<input checked="" type="checkbox"/>	Restroom Notes: _____
<input type="checkbox"/> Restrooms - Portable	<input type="checkbox"/>	_____
<input type="checkbox"/> Other: _____		_____

Fields	Lit	Unlit	Quantity:
<input type="checkbox"/> Soccer	<input type="checkbox"/>	<input type="checkbox"/>	_____
<input checked="" type="checkbox"/> Baseball <u>fencing (3)</u>	<input checked="" type="checkbox"/>	<input type="checkbox"/>	<u>2</u>
<input type="checkbox"/> Softball	<input type="checkbox"/>	<input type="checkbox"/>	_____
<input type="checkbox"/> Backstop	<input type="checkbox"/>	<input type="checkbox"/>	_____
<input checked="" type="checkbox"/> Spectator Seating	<input checked="" type="checkbox"/>	<input type="checkbox"/>	_____
<input checked="" type="checkbox"/> Dugouts <u>(N field)</u>	<input checked="" type="checkbox"/>	<input type="checkbox"/>	_____
<input type="checkbox"/> Football:	<input type="checkbox"/>	<input type="checkbox"/>	_____
<input checked="" type="checkbox"/> Fencing		<input checked="" type="checkbox"/>	<u>2 grandstand</u>
<input type="checkbox"/> Goals		<input checked="" type="checkbox"/>	<u>scoreboard</u>
<input type="checkbox"/> Turf		<input checked="" type="checkbox"/>	<u>flagpole (1)</u>

Utilities		
<input type="checkbox"/> Drinking Fountain	<input type="checkbox"/>	Quantity: _____
<input type="checkbox"/> Overhead Electrical	<input type="checkbox"/>	

Courts/Games	Lit	Unlit	Quantity:
<input type="checkbox"/> Tennis Cts	<input type="checkbox"/>	<input type="checkbox"/>	_____
<input type="checkbox"/> Basketball Cts	<input type="checkbox"/>	<input type="checkbox"/>	_____
<input type="checkbox"/> Volleyball Cts	<input type="checkbox"/>	<input type="checkbox"/>	Surface: _____
<input type="checkbox"/> Bocce Ball	<input type="checkbox"/>		Quantity: _____
<input type="checkbox"/> Horseshoe	<input type="checkbox"/>		Quantity: _____
<input type="checkbox"/> Bags	<input type="checkbox"/>		Quantity: _____
<input type="checkbox"/> Shuffleboard	<input type="checkbox"/>		Quantity: _____

Other Sports		
<input type="checkbox"/> Skatepark	<input type="checkbox"/>	
<input type="checkbox"/> BMX	<input type="checkbox"/>	
<input type="checkbox"/> In-Line Skate/Rollerblade	<input type="checkbox"/>	
<input type="checkbox"/> Other: _____		

Trail/Recreation Elements		
<input type="checkbox"/> Fitness Station	<input type="checkbox"/>	Quantity: _____
<input type="checkbox"/> Dog Park	<input type="checkbox"/>	
<input type="checkbox"/> Disc Golf	<input type="checkbox"/>	
<input type="checkbox"/> Trail - Head	<input type="checkbox"/>	
<input type="checkbox"/> Trail - Connection	<input type="checkbox"/>	
<input type="checkbox"/> Picnic Area	<input type="checkbox"/>	
<input type="checkbox"/> Bike/Pedestrian Path	<input type="checkbox"/>	
<input type="checkbox"/> Observation Deck	<input type="checkbox"/>	
<input type="checkbox"/> Natural Areas	<input type="checkbox"/>	

Winter Activities		
<input type="checkbox"/> Lights	<input type="checkbox"/>	
<input type="checkbox"/> Free Skating	<input type="checkbox"/>	
<input type="checkbox"/> Hockey	<input type="checkbox"/>	
<input type="checkbox"/> Toboggan	<input type="checkbox"/>	
<input type="checkbox"/> Sledding	<input type="checkbox"/>	
<input type="checkbox"/> X-Country Skiing	<input type="checkbox"/>	
<input type="checkbox"/> Pedestrian	<input type="checkbox"/>	
<input type="checkbox"/> Bicycle	<input type="checkbox"/>	
<input type="checkbox"/> Trail Regional	<input type="checkbox"/>	
<input type="checkbox"/> Other: _____		

Water Play		
<input type="checkbox"/> Swim - Beach	<input type="checkbox"/>	
<input type="checkbox"/> Swim - Pool	<input type="checkbox"/>	
<input type="checkbox"/> Splashpad	<input type="checkbox"/>	
<input type="checkbox"/> Boat	<input type="checkbox"/>	
<input type="checkbox"/> Fishing	<input type="checkbox"/>	

Creative Play Area			
<input checked="" type="checkbox"/> Play Area 2-5	<input checked="" type="checkbox"/>	<input type="checkbox"/>	<input type="checkbox"/>
<input checked="" type="checkbox"/> Play Area 5-12	<input checked="" type="checkbox"/>	<input type="checkbox"/>	<input type="checkbox"/>
<input type="checkbox"/> Sand	<input type="checkbox"/>	<input type="checkbox"/>	<input type="checkbox"/>
<input type="checkbox"/> Surfacing: <u>FVF</u>		<input checked="" type="checkbox"/>	<input checked="" type="checkbox"/>
Manufacturers/Year:		<input type="checkbox"/>	<input type="checkbox"/>
<u>(5-12) swings (4)</u>		<input type="checkbox"/>	<input type="checkbox"/>
<u>LSI, 2007 (5-12) (2-5)</u>		<input type="checkbox"/>	<input type="checkbox"/>

Signage			
<input type="checkbox"/> Facility Rental Info	<input type="checkbox"/>	<input type="checkbox"/>	<input checked="" type="checkbox"/>
<input type="checkbox"/> Equipment Rental Info	<input type="checkbox"/>	<input type="checkbox"/>	<input type="checkbox"/>
<input checked="" type="checkbox"/> Park Sign	<input checked="" type="checkbox"/>	<input type="checkbox"/>	<input type="checkbox"/>
<input type="checkbox"/> Park Rules	<input type="checkbox"/>	<input type="checkbox"/>	<input type="checkbox"/>
<input type="checkbox"/> Park Hours	<input type="checkbox"/>	<input type="checkbox"/>	<input type="checkbox"/>

Safety		
<input type="checkbox"/> Pooling Water	<input type="checkbox"/>	<input type="checkbox"/>
<input type="checkbox"/> Park Monitored	<input type="checkbox"/>	<input type="checkbox"/>
<input type="checkbox"/> Emergency Devices	<input type="checkbox"/>	<input type="checkbox"/>
<input type="checkbox"/> Neighborhood Visibility	<input type="checkbox"/>	<input type="checkbox"/>
<input type="checkbox"/> Internal Roads	<input type="checkbox"/>	<input type="checkbox"/>
<input type="checkbox"/> Vandalism	<input type="checkbox"/>	<input type="checkbox"/>

Park Inventory and Assessment Notes

ballfield proximity to playground, extend 8'? // call box wooden // snowfence //
ballfield mix & turf infield // Wabash valley benches (diamond) // pavers by dugout // 5 trash //
tree in? Row // memorial paving // one-way parking lot (South) // accessibility is okay
to swings

Strengths:

Weaknesses:

Recommendations:

Park Inventory and Assessment

Inspection Guidelines

- Rating 5 - Condition is excellent
- Rating 4 - Meets almost all goals
- Rating 3 - Needs improvement
- Rating 2 - Barely acceptable
- Rating 1 - Unacceptable

Park Name: Memorial Park
Address: 132 W Oak Ave
Date: 11/30/21
Arrival Time: 3:00
Service Type: Mini/Neighborhood/Community/Regional

Transit

Pkg - Off Street Spaces: ~~100~~ ① 30
 Pkg - On Street Spaces: _____
 Pkg - On Street Location: _____
 Bike Routes - Marked
 Bike Route - Signage
 Crosswalks
 Public Transit Stop
 Traffic Signals on bordering roads

Buildings

Shelter - Unreservable Capacity: _____
 Shelter - Reservable Capacity: _____
 Concession
 Recreation Center
 Band Shell
 Stage
 Restrooms - Permanent Restroom Notes: _____
 Restrooms - Portable
 Other: _____

Fields

	Lit	Unlit	Quantity:
<input type="checkbox"/> Soccer	<input type="checkbox"/>	<input checked="" type="checkbox"/>	_____
<input type="checkbox"/> Baseball	<input type="checkbox"/>	<input checked="" type="checkbox"/>	_____
<input type="checkbox"/> Softball	<input type="checkbox"/>	<input type="checkbox"/>	_____
<input type="checkbox"/> Backstop	<input type="checkbox"/>	<input checked="" type="checkbox"/>	_____
<input type="checkbox"/> Spectator Seating	<input type="checkbox"/>	<input checked="" type="checkbox"/>	4 bleachers
<input type="checkbox"/> Dugouts	<input type="checkbox"/>	<input type="checkbox"/>	_____
<input type="checkbox"/> Football:	<input type="checkbox"/>	<input type="checkbox"/>	_____
<input type="checkbox"/> Fencing			
<input type="checkbox"/> Goals			
<input type="checkbox"/> Turf			

Utilities

Drinking Fountain Quantity: _____
 Overhead Electrical

Courts/Games

	Lit	Unlit	Quantity:
<input checked="" type="checkbox"/> Tennis Cts	<input checked="" type="checkbox"/>	<input type="checkbox"/>	2
<input checked="" type="checkbox"/> Basketball Cts	<input checked="" type="checkbox"/>	<input type="checkbox"/>	_____
<input checked="" type="checkbox"/> Volleyball Cts	<input checked="" type="checkbox"/>	<input type="checkbox"/>	Surface: _____
<input type="checkbox"/> Bocce Ball	<input checked="" type="checkbox"/>	<input type="checkbox"/>	Quantity: _____
<input type="checkbox"/> Horseshoe	<input type="checkbox"/>	<input type="checkbox"/>	Quantity: _____
<input type="checkbox"/> Bags	<input checked="" type="checkbox"/>	<input type="checkbox"/>	Quantity: _____
<input type="checkbox"/> Shuffleboard	<input type="checkbox"/>	<input type="checkbox"/>	Quantity: _____

Other Sports

Skatepark
 BMX
 In-Line Skate/Rollerblade
 Other: pickleball (3)

Trail/Recreation Elements

Fitness Station Quantity: 2
 Dog Park
 Disc Golf
 Trail - Head
 Trail - Connection
 Picnic Area
 Bike/Pedestrian Path
 Observation Deck
 Natural Areas

Winter Activities

Lights
 Free Skating
 Hockey
 Toboggan
 Sledding
 X-Country Skiing
 Pedestrian
 Bicycle
 Trail Regional
 Other: _____

Water Play

Swim - Beach
 Swim - Pool
 Splashpad *aggregate & concrete*
 Boat
 Fishing

Creative Play Area

	Y	N
<input checked="" type="checkbox"/> Play Area 2-5	<input checked="" type="checkbox"/>	<input type="checkbox"/>
<input checked="" type="checkbox"/> Play Area 5-12	<input checked="" type="checkbox"/>	<input type="checkbox"/>
<input type="checkbox"/> Sand	<input type="checkbox"/>	<input checked="" type="checkbox"/>
<input type="checkbox"/> Surfacing: _____		
Manufacturers/Year: <u>LSI 2004</u>		
<input type="checkbox"/> Accessible	<input checked="" type="checkbox"/>	<input type="checkbox"/>
<input type="checkbox"/> Transfer Station	<input type="checkbox"/>	<input type="checkbox"/>
<input type="checkbox"/> Ramp	<input checked="" type="checkbox"/>	<input type="checkbox"/>
<input type="checkbox"/> Flush Surface	<input type="checkbox"/>	<input type="checkbox"/>
<input type="checkbox"/> Equipment Signs	<input type="checkbox"/>	<input type="checkbox"/>
<input type="checkbox"/> Immediate Attn	<input type="checkbox"/>	<input type="checkbox"/>

Signage

Facility Rental Info Dogs Allowed
 Equipment Rental Info Dogs On Leash
 Park Sign Dogs Off Leash
 Park Rules
 Park Hours

Safety

	Y	N
<input type="checkbox"/> Pooling Water	<input type="checkbox"/>	<input type="checkbox"/>
<input type="checkbox"/> Park Monitored	<input type="checkbox"/>	<input type="checkbox"/>
<input type="checkbox"/> Emergency Devices	<input type="checkbox"/>	<input type="checkbox"/>
<input type="checkbox"/> Neighborhood Visibility	<input type="checkbox"/>	<input type="checkbox"/>
<input type="checkbox"/> Internal Roads	<input type="checkbox"/>	<input type="checkbox"/>
<input checked="" type="checkbox"/> Vandalism	<input checked="" type="checkbox"/>	<input type="checkbox"/>

Park Inventory and Assessment Notes

memorial wall/bench // topography // splash pad ~ 10 years old
2 belt, 2 benches // play health // Accessible Gaga Ball
*missing tables / flag pole / beating door // no mow grass // cracking of concrete
in amphitheater // dry stack wall // aggregate surface // light for amph
bb surface cracked / chipped // newly striped

Strengths: _____

Weaknesses: _____

Recommendations: _____

play area
Splash pad
Fitness stations
ball-court resurfacing.

Park Inventory and Assessment

Park Name: Robinhood
Address: 1121 E 31st St
Date: 11/30/2021
Arrival Time: 2:19 PM
Service Type: Mini/Neighborhood/Community/Regional

Inspection Guidelines
 Rating 5 - Condition is excellent
 Rating 4 - Meets almost all goals
 Rating 3 - Needs improvement
 Rating 2 - Barely acceptable
 Rating 1 - Unacceptable

Transit

Pkg - Off Street Spaces: _____
 Pkg - On Street Spaces: 25
 Pkg - On Street Location: _____
 Bike Routes - Marked
 Bike Route - Signage
 Crosswalks
 Public Transit Stop
 Traffic Signals on bordering roads

Buildings

2 Shelter - Unreservable Capacity: _____
 Shelter - Reservable Capacity: _____
 Concession 4 storage shed
 Recreation Center
 Band Shell
 Stage
 Restrooms - Permanent Restroom Notes: _____
 Restrooms - Portable
 Other: _____

Fields

	Lit	Unlit	Quantity
<input type="checkbox"/> Soccer	<input type="checkbox"/>	<input checked="" type="checkbox"/>	<u>1</u>
<input type="checkbox"/> Baseball	<input type="checkbox"/>	<input type="checkbox"/>	_____
<input type="checkbox"/> Softball	<input type="checkbox"/>	<input type="checkbox"/>	_____
<u>3</u> <input checked="" type="checkbox"/> Backstop	<input type="checkbox"/>	<input checked="" type="checkbox"/>	<u>2</u>
<u>4</u> <input checked="" type="checkbox"/> Spectator Seating	<input type="checkbox"/>	<input checked="" type="checkbox"/>	<u>4 bleachers</u>
<input type="checkbox"/> Dugouts	<input type="checkbox"/>	<input type="checkbox"/>	_____
<input type="checkbox"/> Football:	<input type="checkbox"/>	<input type="checkbox"/>	_____
<input type="checkbox"/> Fencing			
<input type="checkbox"/> Goals			
<input type="checkbox"/> Turf			

Utilities

Drinking Fountain Quantity: _____
 Overhead Electrical

Courts/Games

	Lit	Unlit	Quantity
<u>2</u> <input checked="" type="checkbox"/> Tennis Cts	<input type="checkbox"/>	<input checked="" type="checkbox"/>	<u>2</u>
<input type="checkbox"/> Basketball Cts	<input type="checkbox"/>	<input type="checkbox"/>	_____
<input type="checkbox"/> Volleyball Cts	<input type="checkbox"/>	<input type="checkbox"/>	Surface: _____
<input type="checkbox"/> Bocce Ball	<input type="checkbox"/>	<input type="checkbox"/>	Quantity: _____
<input type="checkbox"/> Horseshoe	<input type="checkbox"/>	<input type="checkbox"/>	Quantity: _____
<input type="checkbox"/> Bags	<input type="checkbox"/>	<input type="checkbox"/>	Quantity: _____
<input type="checkbox"/> Shuffleboard	<input type="checkbox"/>	<input type="checkbox"/>	Quantity: _____

Other Sports

Skatepark
 BMX
 In-Line Skate/Rollerblade
 Other: _____

Trail/Recreation Elements

Fitness Station Quantity: _____
 Dog Park
 Disc Golf
 Trail - Head
 Trail - Connection
 Picnic Area
 Bike/Pedestrian Path
 Observation Deck
 Natural Areas

Winter Activities

Lights
 Free Skating
 Hockey
 Toboggan
 Sledding
 X-Country Skiing
 Pedestrian
 Bicycle
 Trail Regional
 Other: _____

Water Play

Swim - Beach
 Swim - Pool
 Splashpad
 Boat
 Fishing

Creative Play Area

	Y	N
<input type="checkbox"/> Play Area 2-5	<input type="checkbox"/>	<input type="checkbox"/>
<u>2</u> <input checked="" type="checkbox"/> Play Area 5-12	<input checked="" type="checkbox"/>	<input type="checkbox"/>
<input type="checkbox"/> Sand	<input type="checkbox"/>	<input type="checkbox"/>
Surfacing: _____		
Manufacturers/Year: <u>UPC Parks (5-12)</u> <u>LSI (2009)</u>		
<input type="checkbox"/> Accessible	<input type="checkbox"/>	<input type="checkbox"/>
<input type="checkbox"/> Transfer Station	<input type="checkbox"/>	<input type="checkbox"/>
<input type="checkbox"/> Ramp	<input type="checkbox"/>	<input type="checkbox"/>
<input type="checkbox"/> Flush Surface	<input type="checkbox"/>	<input checked="" type="checkbox"/>
<input type="checkbox"/> Equipment Signs	<input type="checkbox"/>	<input type="checkbox"/>
<input type="checkbox"/> Immediate Attn	<input type="checkbox"/>	<input type="checkbox"/>

not accessible rock path

Signage

Facility Rental Info
 Equipment Rental Info
3 Park Sign (2)
3 Park Rules
 Park Hours
 Dogs Allowed
 Dogs On Leash
 Dogs Off Leash

Safety

	Y	N
<input checked="" type="checkbox"/> Pooling Water	<input checked="" type="checkbox"/>	<input type="checkbox"/>
<input type="checkbox"/> Park Monitored	<input type="checkbox"/>	<input type="checkbox"/>
<input type="checkbox"/> Emergency Devices	<input type="checkbox"/>	<input type="checkbox"/>
<input type="checkbox"/> Neighborhood Visibility	<input type="checkbox"/>	<input type="checkbox"/>
<input type="checkbox"/> Internal Roads	<input type="checkbox"/>	<input type="checkbox"/>
<input type="checkbox"/> Vandalism	<input type="checkbox"/>	<input type="checkbox"/>

wet infield

Park Inventory and Assessment Notes

difficult access of main road/light off of power pole/OH adjacent but not over
stone retaining (outcropping)/hydrant in park/wood shelter, metal post,
asphalt shingles (4 picnic underneath)//irrigation in path and mystery
2 bucket 4 belt (faced)/2-5 only have 2 bucket swings/asphalt internal
permit required/memorial benches/memorial rock/wooden sign ten./shrubs
@ south entrance removed (visibility)/clay infield/two soccer mowase

Strengths:

Weaknesses: tennis pitch, pavement is poor, striping faded/grass SW of field
baseball berms off N/bleachers unacceptable

Recommendations:

Park Inventory and Assessment

Park Name: Stone and Monroe
Address: 734 N Waiola Ave
Date: 11/30/2021
Arrival Time: 2:45
Service Type: Mini/Neighborhood/Community/Regional

Inspection Guidelines

Rating 5 - Condition is excellent
 Rating 4 - Meets almost all goals
 Rating 3 - Needs improvement
 Rating 2 - Barely acceptable
 Rating 1 - Unacceptable

Transit

- 3 Pkg - Off Street Spaces: 20
- Pkg - On Street Spaces: _____
- Pkg - On Street Location: _____
- Bike Routes - Marked
- Bike Route - Signage
- Crosswalks
- Public Transit Stop
- Traffic Signals on bordering roads

Buildings

- Shelter - Unreservable Capacity: _____
- 3 Shelter - Reservable Capacity: _____
- Concession *game time storage*
- Recreation Center
- Band Shell
- Stage
- Restrooms - Permanent Restroom Notes: _____
- Restrooms - Portable
- Other: _____

Fields

- | | Lit | Unlit | Quantity: |
|--|--------------------------|-------------------------------------|------------------------|
| <input type="checkbox"/> Soccer | <input type="checkbox"/> | <input type="checkbox"/> | _____ |
| <input type="checkbox"/> Baseball | <input type="checkbox"/> | <input checked="" type="checkbox"/> | Quantity: <u>2</u> |
| <input type="checkbox"/> Softball | <input type="checkbox"/> | <input type="checkbox"/> | Quantity: _____ |
| <input type="checkbox"/> Backstop | <input type="checkbox"/> | <input checked="" type="checkbox"/> | Quantity: <u>2</u> |
| <input type="checkbox"/> Spectator Seating | <input type="checkbox"/> | <input checked="" type="checkbox"/> | Quantity: <u>1 ble</u> |
| <input type="checkbox"/> Dugouts | <input type="checkbox"/> | <input type="checkbox"/> | Quantity: _____ |
| <input type="checkbox"/> Football: | <input type="checkbox"/> | <input type="checkbox"/> | Quantity: _____ |
| <input type="checkbox"/> Fencing | | | |
| <input type="checkbox"/> Goals | | | |
| <input type="checkbox"/> Turf | | | |

Utilities

- Drinking Fountain Quantity: _____
- Overhead Electrical

Courts/Games

- | | Lit | Unlit | Quantity: |
|---|--------------------------|--------------------------|-----------------|
| <input type="checkbox"/> Tennis Cts (<i>carpet</i>) | <input type="checkbox"/> | <input type="checkbox"/> | Quantity: _____ |
| <input type="checkbox"/> Basketball Cts | <input type="checkbox"/> | <input type="checkbox"/> | Quantity: _____ |
| <input type="checkbox"/> Volleyball Cts | <input type="checkbox"/> | <input type="checkbox"/> | Surface: _____ |
| <input type="checkbox"/> Bocce Ball | <input type="checkbox"/> | | Quantity: _____ |
| <input type="checkbox"/> Horseshoe | <input type="checkbox"/> | | Quantity: _____ |
| <input type="checkbox"/> Bags | <input type="checkbox"/> | | Quantity: _____ |
| <input type="checkbox"/> Shuffleboard | <input type="checkbox"/> | | Quantity: _____ |

Other Sports

- Skatepark
- BMX
- In-Line Skate/Rollerblade
- Other: _____

Trail/Recreation Elements

- Fitness Station Quantity: _____
- Dog Park
- Disc Golf
- Trail - Head
- Trail - Connection
- Picnic Area
- Bike/Pedestrian Path
- Observation Deck
- Natural Areas

Winter Activities

- Lights
- Free Skating
- Hockey
- Tobaggon
- Sledding
- X-Country Skiing
- Pedestrian
- Bicycle
- Trail Regional
- Other: _____

Water Play

- Swim - Beach
- Swim - Pool
- Splashpad
- Boat
- Fishing

Creative Play Area

- | | Y | N |
|--|-------------------------------------|-------------------------------------|
| <input type="checkbox"/> Play Area 2-5 | <input type="checkbox"/> | <input type="checkbox"/> |
| <input checked="" type="checkbox"/> 2 Play Area 5-12 | <input checked="" type="checkbox"/> | <input type="checkbox"/> |
| <input type="checkbox"/> Sand | <input type="checkbox"/> | <input checked="" type="checkbox"/> |
| <input type="checkbox"/> Surfacing: <u>EMF</u> | | |
| Manufacturers/Year: <u>LSI 2002</u> | | |
| <input type="checkbox"/> Accessible | <input type="checkbox"/> | <input type="checkbox"/> |
| <input type="checkbox"/> Transfer Station | <input type="checkbox"/> | <input type="checkbox"/> |
| <input checked="" type="checkbox"/> 4 Ramp (2) | <input checked="" type="checkbox"/> | <input checked="" type="checkbox"/> |
| <input type="checkbox"/> Flush Surface | <input checked="" type="checkbox"/> | <input checked="" type="checkbox"/> |
| <input type="checkbox"/> Equipment Signs | <input type="checkbox"/> | <input type="checkbox"/> |
| <input type="checkbox"/> Immediate Attn | <input type="checkbox"/> | <input type="checkbox"/> |

Signage

- | | | | | |
|---|-------------------------------------|--------------------------|--------------------------|--------------------------|
| <input type="checkbox"/> Facility Rental Info | <input type="checkbox"/> | <input type="checkbox"/> | <input type="checkbox"/> | <input type="checkbox"/> |
| <input type="checkbox"/> Equipment Rental Info | <input type="checkbox"/> | <input type="checkbox"/> | <input type="checkbox"/> | <input type="checkbox"/> |
| <input checked="" type="checkbox"/> 2 Park Sign | <input checked="" type="checkbox"/> | <input type="checkbox"/> | <input type="checkbox"/> | <input type="checkbox"/> |
| <input type="checkbox"/> Park Rules | <input type="checkbox"/> | <input type="checkbox"/> | <input type="checkbox"/> | <input type="checkbox"/> |
| <input type="checkbox"/> Park Hours | <input type="checkbox"/> | <input type="checkbox"/> | <input type="checkbox"/> | <input type="checkbox"/> |
| <input type="checkbox"/> Dogs Allowed | <input type="checkbox"/> | <input type="checkbox"/> | <input type="checkbox"/> | <input type="checkbox"/> |
| <input type="checkbox"/> Dogs On Leash | <input type="checkbox"/> | <input type="checkbox"/> | <input type="checkbox"/> | <input type="checkbox"/> |
| <input type="checkbox"/> Dogs Off Leash | <input type="checkbox"/> | <input type="checkbox"/> | <input type="checkbox"/> | <input type="checkbox"/> |

Safety

- | | Y | N |
|--|--------------------------|--------------------------|
| <input type="checkbox"/> Pooling Water | <input type="checkbox"/> | <input type="checkbox"/> |
| <input type="checkbox"/> Park Monitored | <input type="checkbox"/> | <input type="checkbox"/> |
| <input type="checkbox"/> Emergency Devices | <input type="checkbox"/> | <input type="checkbox"/> |
| <input type="checkbox"/> Neighborhood Visibility | <input type="checkbox"/> | <input type="checkbox"/> |
| <input type="checkbox"/> Internal Roads | <input type="checkbox"/> | <input type="checkbox"/> |
| <input type="checkbox"/> Vandalism | <input type="checkbox"/> | <input type="checkbox"/> |

Park Inventory and Assessment Notes

bangwall / player bench / carpet court wearing @ lines (tear) / basketball hoops in tennis (5 missing, 1 present) / pavers, old bike rack, PPO park lights // 2 molder ADA stings, 5 belt, 3 bucket // mature tree // 4 picnic table // turf and infield

Strengths:

Weaknesses:

Recommendations:

Park Inventory and Assessment

Park Name: William G. Yena
Address: 1423 Raymond Ave
Date: 11/30/2021
Arrival Time: 1:45 PM
Service Type: Mini/Neighborhood/Community/Regional

Inspection Guidelines
 Rating 5 - Condition is excellent
 Rating 4 - Meets almost all goals
 Rating 3 - Needs improvement
 Rating 2 - Barely acceptable
 Rating 1 - Unacceptable

Transit

- Pkg - Off Street Spaces: _____
 - Pkg - On Street Spaces: _____
 - Pkg - On Street Location: _____
 - Bike Routes - Marked
 - Bike Route - Signage
 - Crosswalks
 - Public Transit Stop
 - Traffic Signals on bordering roads
- School parking off hours ~ 20*

Trail/Recreation Elements

- Fitness Station Quantity: _____
- Dog Park
- Disc Golf
- Trail - Head
- Trail - Connection
- Picnic Area
- Bike/Pedestrian Path
- Observation Deck
- Natural Areas

Buildings

- Shelter - Unreservable Capacity: _____
- Shelter - Reservable Capacity: _____ *(2) pecking*
- Concession
- Recreation Center
- Band Shell
- Stage
- Restrooms - Permanent Restroom Notes: _____
- Restrooms - Portable
- Other: _____

Winter Activities

- Lights
- Free Skating
- Hockey
- Toboggan
- Sledding
- X-Country Skiing
- Pedestrian
- Bicycle
- Trail Regional
- Other: _____

Fields

- | | Lit | Unlit | |
|---|--------------------------|-------------------------------------|----------------------------|
| <input type="checkbox"/> Soccer | <input type="checkbox"/> | <input type="checkbox"/> | Quantity: _____ |
| <input type="checkbox"/> Baseball | <input type="checkbox"/> | <input checked="" type="checkbox"/> | Quantity: <u>2</u> |
| <input type="checkbox"/> Softball | <input type="checkbox"/> | <input type="checkbox"/> | Quantity: _____ |
| <input checked="" type="checkbox"/> Backstop | <input type="checkbox"/> | <input checked="" type="checkbox"/> | Quantity: _____ |
| <input checked="" type="checkbox"/> Spectator Seating | <input type="checkbox"/> | <input checked="" type="checkbox"/> | Quantity: <u>3 bleach.</u> |
| <input type="checkbox"/> Dugouts | <input type="checkbox"/> | <input type="checkbox"/> | Quantity: _____ |
| <input type="checkbox"/> Football: | <input type="checkbox"/> | <input type="checkbox"/> | Quantity: _____ |
| <input type="checkbox"/> Fencing | | | |
| <input type="checkbox"/> Goals | | | |
| <input type="checkbox"/> Turf | | | |
- player bench*

Water Play

- Swim - Beach
- Swim - Pool
- Splashpad
- Boat
- Fishing

Creative Play Area

- | | Y | N |
|--|-------------------------------------|--------------------------|
| <input type="checkbox"/> Play Area 2-5 | <input type="checkbox"/> | <input type="checkbox"/> |
| <input checked="" type="checkbox"/> Play Area 5-12 | <input checked="" type="checkbox"/> | <input type="checkbox"/> |
| <input type="checkbox"/> Sand | <input type="checkbox"/> | <input type="checkbox"/> |
| Surfacing: _____ | <input checked="" type="checkbox"/> | <input type="checkbox"/> |
| Manufacturers/Year: <u>LSI 2005 (2-5/5-12)</u> | <input type="checkbox"/> | <input type="checkbox"/> |
| _____ | <input type="checkbox"/> | <input type="checkbox"/> |
- 3 Flush Surface*
2 Swings (4)

Utilities

- Drinking Fountain Quantity: _____
 - Overhead Electrical
- pedestrian lgt. (3)*

Courts/Games

- | | Lit | Unlit | |
|--|--------------------------|-------------------------------------|----------------------|
| <input checked="" type="checkbox"/> Tennis Cts | <input type="checkbox"/> | <input checked="" type="checkbox"/> | Quantity: <u>2</u> |
| <input type="checkbox"/> Basketball Cts | <input type="checkbox"/> | <input checked="" type="checkbox"/> | Quantity: <u>3</u> |
| <input checked="" type="checkbox"/> Volleyball Cts | <input type="checkbox"/> | <input checked="" type="checkbox"/> | Surface: <u>sand</u> |
| <input type="checkbox"/> Bocce Ball | <input type="checkbox"/> | <input type="checkbox"/> | Quantity: _____ |
| <input type="checkbox"/> Horseshoe | <input type="checkbox"/> | <input type="checkbox"/> | Quantity: _____ |
| <input type="checkbox"/> Bags | <input type="checkbox"/> | <input type="checkbox"/> | Quantity: _____ |
| <input type="checkbox"/> Shuffleboard | <input type="checkbox"/> | <input type="checkbox"/> | Quantity: _____ |
- (half/shoot around)*

Other Sports

- Skatepark
- BMX
- In-Line Skate/Rollerblade
- Other: _____

Signage

- Facility Rental Info
 - Equipment Rental Info
 - Park Sign
 - Park Rules
 - Park Hours
 - Dogs Allowed
 - Dogs On Leash
 - Dogs Off Leash
- skateboard allowed*
5 clean park signs

Safety

- | | Y | N |
|--|--------------------------|--------------------------|
| <input type="checkbox"/> Pooling Water | <input type="checkbox"/> | <input type="checkbox"/> |
| <input type="checkbox"/> Park Monitored | <input type="checkbox"/> | <input type="checkbox"/> |
| <input type="checkbox"/> Emergency Devices | <input type="checkbox"/> | <input type="checkbox"/> |
| <input type="checkbox"/> Neighborhood Visibility | <input type="checkbox"/> | <input type="checkbox"/> |
| <input type="checkbox"/> Internal Roads | <input type="checkbox"/> | <input type="checkbox"/> |
| <input type="checkbox"/> Vandalism | <input type="checkbox"/> | <input type="checkbox"/> |

Park Inventory and Assessment Notes

benches are old // mature trees // berm around 2-5 // paint fences, old tables
baseball infield (clay top) // no fence between fields // pitched bb ct // belted
swings // utility boxes for school? // concrete wall along playground // soccer
striped

Strengths: volleyball courts

Weaknesses: courts (tennis) // sloped, missing ~~the~~ net/pole // fencing needs paint)

Recommendations:

FOCUS GROUP QUESTIONS

The following are potential questions or topics for discussion during the focus group interviews.

District Use and Participation

1. Have you used any of the Community Park District's (CPD) parks and recreation facilities, parks and programs? If so what parks, recreation facilities, or programs have you used?
2. Have you used other recreation agencies including public, private or not-for-profit within the Community or in the surrounding area? How do they compare with the CPD's facilities or programs?
3. How can the district best improve participation in its recreation programs?
4. Are there any particular groups of people (i.e. seniors, minorities, or teens) who you feel may not be adequately served by the CPD's current park & recreation services? And why?

Key Issues, Strengths, Weaknesses, or Opportunities

1. What are the key critical issues and values in the La Grange Park community to consider while developing this District Master Plan?
2. Do you know of a weakness or have an area of concern within the Park District?
3. What do you see as the key strengths of the Park District?
4. Are there any real or perceived safety/security issues related to Park District facilities or programs?
5. Are there any portions of the community that are underserved in parks?
 - a. If yes, what types of amenities are needed and where?

Parks, Facilities, and Programs

1. What should the top 5 priorities of the Park District be over the next 3-5 years?
2. How would you rate the overall level of maintenance of parks and facilities owned and operated by the Park District?
3. Are you satisfied with the quality of the existing recreation facilities?
4. What new facilities or programs would you like to see the Park District provide?
5. What do you feel are the additions or improvements needed in the existing parks and facilities that serve your programs?
6. What improvements would you like to see in the parks?

Funding

1. How do you believe Park District services should be funded?
 - a. Self-supported through user fees or completely through taxes; or a combination of each?
2. Do you feel residents would support a tax increase if significant capital needs are identified?
3. Do you feel residents would support a tax increase if it is found that there are insufficient funds to operate and maintain current parks, facilities, and programs to the standard desired by the community?

Communications

1. How do you get information about the District's facilities, activities, programs, and events? Do you feel adequately informed about the District's activities, programs, and events?
2. How can the district best create better district awareness to the community?

Looking to the Future

1. What new trends are affecting La Grange Park's residents and the Park District?
2. What recreation program needs do you hear about that are needed in CPD?
3. What types of recreation programs are of interest to you and your family?

Perception

1. How would you rate the overall value received from the Park District?
2. How can the district best meet the needs of all cultural, demographic and language groups in the community?
3. Looking at the Community Park District from the outside, what do you see as District strengths? How about weaknesses of the District?
4. What can the District do to address the weaknesses?
5. Are there any opportunities that you see that the District should consider exploring or targeting?

Meeting Minutes

Meeting Date:	December 13, 2021
Meeting Time:	See below
Meeting Location:	See below
Subject:	Community Park District Comprehensive Master Plan
JSD Project No.:	21-11041
Facilitator(s):	Lori Vierow/Sarah Dreier

Attendance

See attached sign-in sheets and below.

Notes

The following notes were taken during the Focus Groups and Stakeholder Interview. The overall question list is attached; however, not all questions were asked due to the developing conversations that occurred during the meetings.

9:00am Municipal Focus Group

Room 101, Recreation Center, 1501 Barnsdale Road, La Grange Park, IL
 Kate Buckson, Executive Director, La Grange Park Public Library
 Sheri Sauer, La Grange Park Chamber of Commerce

1. **Key issues/values:** Youth, people moving in are young families. market is moving fast. parks important. many coming from the city and don't have the same opportunities. Exercise – important. yes, you have Strive Fitness, but La Grange park district has a lot of programs for exercise. need to offer more. as a realtor she gives out park district, library info. chamber wants to hold more at the park district facilities. petting zoo, cub scouts – smores. invite community to come and see businesses, schools here (500 people), raffle. park district needs larger sign off of 31st street. baseball huge in the community. growing community – especially for the young people.
2. **Library:** people not moving out, 40+ years here, retirement places here as well. paths to walk on, sports, bring grandkids to community events. small town values with bigger town amenities. library always compared to La Grange and Indian prairie – community want same services, but this is a smaller town. struggle for taxing bodies (don't want to pay the taxes).
3. **Weaknesses:** Limited amount of full-time staff, depend a lot on part time staff. seems like they all do 20 different things. only so much people can do and can't do everything well. no back-up.
4. **Key strengths:** Good job promoting and getting the word out to the community. Always a plan to do something more with the parks.
5. **Safety concerns:** Little free libraries, story walk. Yes, concern on damage. Safety concerns? - Not really, but a few minor instances. Yena Park – drugs happening there, at night it is very dark. Stone Monroe – nice park, surrounded by residences. More urban communities near La Grange Park – some tension people coming from outside communities. Is that real? Yes, are people that

come here but also kids here that have nothing to do. East side more damage – right by Maple Ave. gets a lot of damage. Memorial Park – Homestead Apartments – lot of things that go on in that area and off of La Grange Road.

6. **Underserved areas, population:** Does think there is something for everything. Groups that are less interested, so maybe less offered for them. Teenagers – challenging age, lost. Develop a place for them – pool, games, concessions. Could the park district offer a place like this? Chamber – she is on LT Drug coalition, did survey – kids start drinking at age of 10, taking parents meds. Percentage of kids on some type of drug is extremely high. How do we serve this age group and keep them engaged?
7. **Top 5 priorities:** Get more into the 21st century and offering what people want who are coming here. Modernize. Programs: Healthy eating, gardening, well-being as a whole. Partnership opportunities – academic healthy, mental health (libraries), meditation, library resources. How do we as a whole community come together and support people's well-being. Educate on how to stay healthy. Healthy as a family. Education and support services.
8. **Improvements:** Lighting everywhere – in all parks. Yena tennis courts. Surrounded by really busy streets – bike path would be nice, safe places to ride and get to the parks. Youth/teenage – Skate parks – bring teens in positive ways. Great to have small skate park in one of the parks.
9. **Tax increase for significant capital improvement:** Couple years ago school referendum passed. Village passed streets roads, then SD passed. Engagement and support for government services here is high. Needs thorough understanding of fiscal responsibility. Need to show people you are not wasting money and where that is going and results very clear. Be transparent. Need education upfront. Show what they would get for amenities and how it would better La Grange Park in the future. How it makes LGP better.
10. **Better awareness/promoting:** Park District good at seeing opportunities and moving swifly with them but might not be planned out at a lengthy degree. Storywalk: approached library last year – didn't understand vision, planning and amount of time to get things done very limited. Need more of a long-range plan for ideas, not just quick. More time to plan events and coordinate with Chamber/Library/Others. Chamber meets in January to talk about events.
11. **Future trends affecting residents:** Young families, partnerships with businesses – park district more open to that. Financial support from businesses. Library – understanding clientele more, using metrics and statistics to make it better and getting people to join activities. Utilize metrics, statistics to make decisions. Usage statistics, hard facts, no what a couple people say we should do. People less into social media and looking at what they get in the mail. People are opening up mail and looking/reading that. Have physical copies of survey at library/chamber/etc. Bees – pollinators, lack of education on how these things work. Education is key. Brewery – honey and beer – businesses and government collaborating.

10:30am Village Stakeholder Interview

Level Up Café 716 E. 31st Street, La Grange Park, IL
Julia Cedillo, Village Manager, Village of La Grange Park

1. **Key strengths:** Staff – Jessica huge strength, working with her is exciting, risk taker – willing to take on projects that have uncertainty, very pro-active and big thinker. Doesn't shy away from a challenge, not tired, not exhausted – idea or work fatigue. Whole staff huge asset. Location is great – property on major roads. Tennis courts are assets – glad to see Memorial Park improvements. Parks located in neighborhoods. Great that they have these properties and are in attractive areas. Little league utilizing parks is an asset. Location – powerful decision maker districts. (LaShawn Ford, Lightford, Welch, Zelesky)

2. **Weaknesses/Areas of concern:** Funding. Not as many amenities as they would like. Challenge to located facility in industrial park. Julia – lemonade person. spin it on its top and make it your strongest asset. How do you take the area on Barnsdale (TIFF District/Business District) – how do you make that a cool place? Destination location. Clean, tidy place. How can village help – sidewalks, curbs, road – signage; they are happy to do more (wayfinding experience). Northern building – exploding business (WPV) – food, take out containers. Bring more people up that street. Opportunity for signage, how can Village provide greater awareness to the Park District. Parking areas: if an issue – call me, can't do anything if doesn't know the problem.
3. **Expansion of parking?** Need to think about impacts and residences, engineering – stormwater? Anything outside TIFF or Business District - PD need to pay for it. Village #1 goals – dealing with stormwater management. Will be installing green intersections (Monroe, Forest, XXX).
4. **Safety or security issues:** Talks to police chief regularly – need enhanced security at parks. Vandalism will continue but will do what we can – enhance with cameras and license plate readers. Waiting on grant. Village pulling from other departments to pay for cameras. Mandatory body cameras within two years. Compatible system that can be stored in the Cloud. Security is important – if not secure it does invite vandals. Grant – no one gets back to Village. Federal grant.
5. **Underserved community:** Disabilities – park district has started to provide for them. Like how PDF does good things and then promotes it. Diversification of housing – are all using parks at an equal rate? Are multi – family utilizing? Forest Glen – is there a park opportunity there? Are the neighborhoods surrounding parks utilizing them? Do they appreciate them? Yena – are they using it, I think so? Putting elements in the parks that they know people are attracted to – does LGP have this? Unique elements. Feels like we are a little behind (Illinois). Lot of people in houses and don't leave, no fresh ideas, how do we get you here? Walking track – great idea – safe, affordable way to get exercise.
6. **Level of maintenance at their facilities:** Overall – good, neat/tidy. Memorial Park – never looked better. Wanted flowers in circular planters – Village will pay for them. Village looking to increase landscape budget. Ray does a great job, not much out of place. Robinhood – could use a freshen up. Village – street scape improvement plan – lighting (Sherwood), pedestrian connections, charging stations at Village Market, green elements. Andy's going in on La Grange road – challenge – back lot backing up to Memorial Park. Village talked with Jewel about picking up parking lot garbage – so PD does not have more work to do at Memorial park. Will be talking to Jewel about their dreams for the property. No bikes on sidewalks.

Maggie: 354-0225 x108

1:00pm Staff Focus Group

Multi-Purpose Room, Recreation Center, 1501 Barnsdale Road, La Grange Park, IL
See sign-in Sheet

1. **Key strengths:** preschool program – has a name in the community, recognized. size – can redirect energies, quality group, but small. accommodating – programs – trying to reach everyone. amount of work that the staff does, other districts would be top heavy. longevity of staff – teachers (5+ years). theater program is big – need more space and would love to expand it.
2. **Satisfaction level quality and number of personnel:** staff is stretched thin, maxed out.

3. **Weaknesses of PD:** Can't grow space – want to provide more but cannot.
4. **Staffing** – any additional training or certification: Do attend IPRA conference. Opportunity to go to training or classes – they have that but can be hard to get away with limited staff.
5. **List top 5 priorities for PD:**
 - a. Maintenance and upkeep – need personnel if going to improve two parks. Why build it if we can't take care of it. Beach/Oak and Yena – be equitable across the community (from teachers). Notice that Memorial has gotten of attention. West side more attention and east side gets less. Ready Teddy Families come from Yena Park area.
 - b. Need space. can only put so many kids inside if it rains for camp.
 - c. Storage – at each park? for equipment or programming? camp out? Stone/Monroe and Robinhood has sheds. No park equipment b/c parks are not far apart. Memorial – by amphitheater, small storage. Restroom/concession – need to frame it but could have small storage.
 - d. Good preschool program here, do a better job of building park district families – get them behind what we do and tailor programs for what we enjoy.
6. **What other improvements in the parks:** Brookfield did a brand-new park – offer something different at Yena to draw in Brookfield residents. Candy Cane Park. Cooperate with Brookfield and bring people from both sides.
 - a. Walking path at Yena Park
 - b. Bike path – tie into Salt Creek
 - c. Skate park – don't see many skating. Brookfield has a nice one and Gordon Park.
7. **Other PD offer that CPD should consider:** indoor soccer, wiffleball in the winter (space for indoor activities), indoor sports. No facility to handle winter sports. Park Junior High – theater and winter sports, CPD runs programs there. Want theater, dance. Want theater program to grow – make good money.
8. **Best improve participation in rec programs:** If cancel – re-evaluate program then make a change. Had a lot of early childhood programming but since Covid parents don't want kids in those classes. Seniors – less programming. Lose kids around 12 years of age – travel leagues. One's interested are taking advantage of schools' large facilities. Switch Yena and Beach Oak. Want to compete with the rest but need the same facilities. Baseball – does it phase out after Little League? 12 is the cutoff. Parents active – Hainsworth good field.
9. **Are there communities underserved:** I think the community has it but not utilized. Sunday morning soccer field – empty. No league. Because it is reserved for baseball and they start later. Do have soccer camps that use it. Great to have a softball field – dedicated field. LL has bandit softball. Adult softball as well (12"). Hainsworth is the only fenced. Yena no fence. Can do one job great or two so-so. Memorial Park – baseball – no lights, use for practice but only certain hour of night, can't fence – then can't do soccer.
 - a. Memorial park – hit into street if do baseball. Can you go E/W with soccer? Small, medium large, permanent goals get rid of baseball. 4th grade is the oldest kids. Wednesdays no baseball because of concerts.
10. **Funding dollars appropriately allocated or are there gaps?** watch budget and allocate properly. spend what we make.
11. **Tax increase for capital increase:** think community would vote for referendum, be transparent, see what they are getting. what you sell them, do put in. (Memorial Park – splash pad...many thought lazy river, etc. research for splash pad not done well). Beach-Oak got taken back (OSLAD? not managed as well, did not sit well with residents and trust was gone).

12. **Better awareness to community:** IGAs w/ library – getting more of the businesses involved. Jewel hard to get in with – sponsor. Jewel only works with 501c3. People not online – seniors/young ones – a way to communicate offline – in the parks. SD95 and 102 – flyer info through PTC – they put it out on their own. Seasonal events – local in town events – those programs make CPD a destination, advertise at these as well. More visualization – sponsor. Some type of display at each park – for CPD events/types of things going on – one space for this.
13. **Demographics** – not a large shift in this.
14. **SEASPAR** – inclusion aids, short staffed. Really hard time with Ready Teddy. Summer camp could get people in. Go to the District as they get it free. Need inclusion aids come in, possibly instruct teachers.
15. **Technical needs:** update classrooms – integrate technology. WIFI – none in parks. all is paper and pencil (preschool). can register online. theater – purchase at the door – use Jessica’s hotspot. would be nice to be able to purchase at the door w/ credit card.
16. **NRPA Gold Medal/CAPRA Accreditation:** Security or risk plan – looking into cameras for police department, which would entail WIFI. Parks get a lot of damage. Building safety – can’t see who is walking into the door. Classrooms locked. Security cameras in building – 2006.
 - a. Equity
 - b. Conservation – lawn mowers go green. splash pad dumps down drain – not recirculating (can we do this?) show and tell for community to educate. plaques for the water. monarch butterfly waystations. Village put in butterfly gardens – ComEd grant. CPD could put in at their parks.
 - c. Recycling program – none in parks. Are you offering these in your community? Considering this? CPD would like to look into this, I think residents’ question this and why they are not.
 - d. Health/Wellness

4:00pm Athletics Focus Group

Multi-Purpose Room, Recreation Center, 1501 Barnsdale Road, La Grange Park, IL
Drew Mcelligott, AYSO
Nicholas Michaels, La Grange Park Little League

Resident:

Drew – 16 years (AYSO) – in four park districts (Western Springs, Brookfield)
Nick – 9 years (Little League)

1. Strengths of PD:

- a. Space that they have (great if we had more), love hearing crowds and announcers in the summer. Rumor 10 years ago – retail taking over memorial. Drews kids went to Ready Teddy.
- b. Nick lives by Stone Monroe, safety of community, seeing amount of use that takes place. Fields are packed. Problems at Yena. Offer a lot through the PD.

2. Weaknesses

- a. N: Lack of property that doesn’t exist. Confined. Sweat equity – community volunteer.
- b. D: Funding. Not having space. Where we can be progressive they do so as an organization. PD does not match us in progressiveness. More outside the box thinking. Park spaces are important, but how many show up to meetings? How are improvements funded – do people step up for that? Deck is stacked against because of so many interests. Another comp. plan states leagues staffing changes frequently, but also happens with PD. Reach out to groups more often as part of a solution, not just a piggy

bank. Past 4-5 years, what can AYSO do for PD about user fees but not part of the solution in other ways. Idea: Drew sticks around, find continuity as long as not ignoring each other. ED pulled and tugged from many directions – challenge for her. Value each other and recognize each other. Tap into using AYSO as a tool for communication. 500+ La Grange Park players (sweat equity). Has make sense for AYSO. Nuclear society building – PD possibly taking a look at that but cost prohibitive to pursue that. No one called AYSO – could they use or commit to revenue towards that (but no one even asked). Tennis courts – are any underutilized, AYSO would like to do futsal (has talked to Jessica twice). Struggle to find indoor space. Oak Park – SD, PD, AYSO work together (work together to raise funds). Frustrated that they are only the ones thinking about these things. YMCA – do they have any stake of doing more in the future?

3. Satisfied with facilities:

- a. Nick – rank 4, Stone Monroe – 4, when they host (Oak Park, River Forest)
- b. Drew – Memorial (high value to AYSO, drains well, lots of open space), Robinhood (regular play here), Stone (practice – too small) and Yena (serious water retention issues). Try not to over wear turf. PD demanded that they could not have it diagonal. Couldn't change how they rotated it historically because of goal was at a slope. Try to do the right thing but doesn't make a difference. Hyper-sensitive of goal slope issue. Not utilizing fields of how we would like to. 20% of players come from LGP. Condition of field, but then might not have lights (soccer fields with lights, non-existent in communities they play in). How to resolve the field use dilemma and how can we extend play (lights/turf field). Contribution/sweat equity – willing to do so to make those things happen.

4. Are both programs growing:

- a. Nick – yes
- b. Drew – yes

5. Next five years – top priorities

- a. Nick – Hainsworth synthetic fields, indoor batting cages
- b. Drew – Youth sports, lights, turf, new fields of any kind, indoor facility (the Max – McCook)
 - i. Find other funding opportunities – corporations?
 - ii. Surveys – only as good as those completing the surveys (like Park District meetings).
- c. Hainesworth South – Could it be at Memorial Park?
- d. Kids go to Forest Road
- e. Softball - Want Memorial dedicated to softball headquarters.

6. Futsal growing?

- a. There is a demand there for **indoor soccer**. Futsal/indoor – a draw either way. Families go to Westmont to indoor facility like the Max. AYSO uses a lot of church facilities – trainer coached. Other is parent coached. Most coaches from S. America or Europe.
- b. Training grown from 1 to 11 in AYSO – training coaches, players
- c. Offer programming to pay for them
- d. Anything that encourages player development is great. AYSO – has clinics that kids can go to if they want more practice or can't make their scheduled.

5:15pm Parks Foundation & Long-Range Planning Focus Group

Multi-Purpose Room, Recreation Center, 1501 Barnsdale Road, La Grange Park, IL

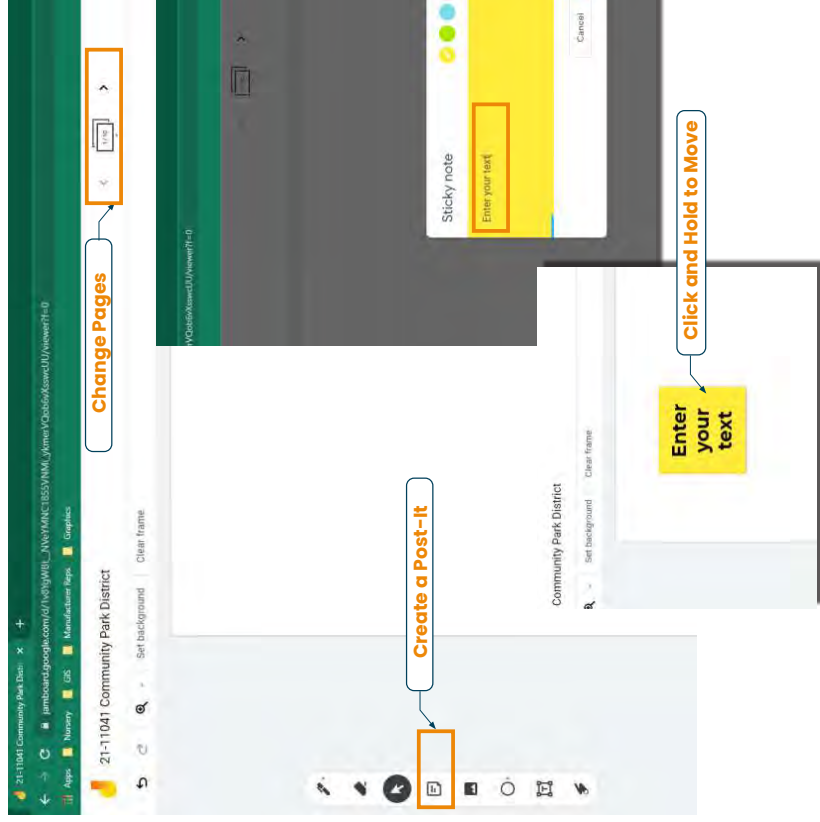
Peggy Ronovsky, Commissioner

Lucy Stastny, Commissioner

Molly Martin, The LGP Parks and Recreation Foundation

1. Peggy – Treasurer (2 years, 39 years lived here), Lucy – President (12 years, 30 years lived here). Molly – lived here 8 years (Lives by Stone Monroe).
2. **Strengths:** Ready Teddy program – thriving, dance, theater, senior group – outreach to a lot of age groups. Lot of responsibilities with small staff in small communities. Jessica and Amanda – without them no changes have been made, made them fast and during Covid.
3. **Weaknesses:** Concerts on Wednesday nights – no 30-year olds, lack of funds – how to make all parks beautiful. Other parks are suffering and starting to hear about it. See failure in equipment, landscaping, maintenance conditions. Parks are dated even with high taxes. There were no accessible swings – how Molly got involved (saw a lady
4. **Underserved community:** Disabilities. Stone-Monroe – fast traffic (adding cross walk), uneven ground – not as accessible (no depressed curb). Camps used to be at every park but had to close them because of staffing. How do we change that?
5. **Top priorities for PD for 3-5 years:** equipment and park improvements, funding
6. **New programs/facilities you'd like PD to provide:** count on staff to find and look for new programming ideas. Doing a lot of surveying and appreciate that. No staleness – have seen things blossoming (vast difference in 6 months). Really think PD has changed. Jessica is very open to ideas. Whatever we can do to draw people to LGP vs. LG.
7. **What improvements would you like to see in the parks:** Keep it simple so things get done, keep residents happy and then non-residents filter in. No water park but would like to see swings improved (one example). Parks should reflect community. Parks need to look welcoming all the time – more efficient equipment, more staffing? Like to see different things at different parks. Same: signage but show uniqueness at each. Accessible play – sensory, musical (ground level) – but welcoming to everyone. Have shade at all parks, new trees.
8. **Relationship b/t SD/Village/PD:** Village supports PD, challenging time this summer and Village came this summer to support the PD. Last two years Village/PD has been a lot better. Now have director and staff that works well, transparency, hand-holding – Jessica is all of these. Police chief – as well. All not dwelling on past – it's what are we going to do now.
9. **Support tax increase for capital increase:** No. Hard sell. Maybe if there was a fitness facility. Referendum twice in the past – failed. Library won both of theirs and gets more money than the park district.

Public Workshop 1

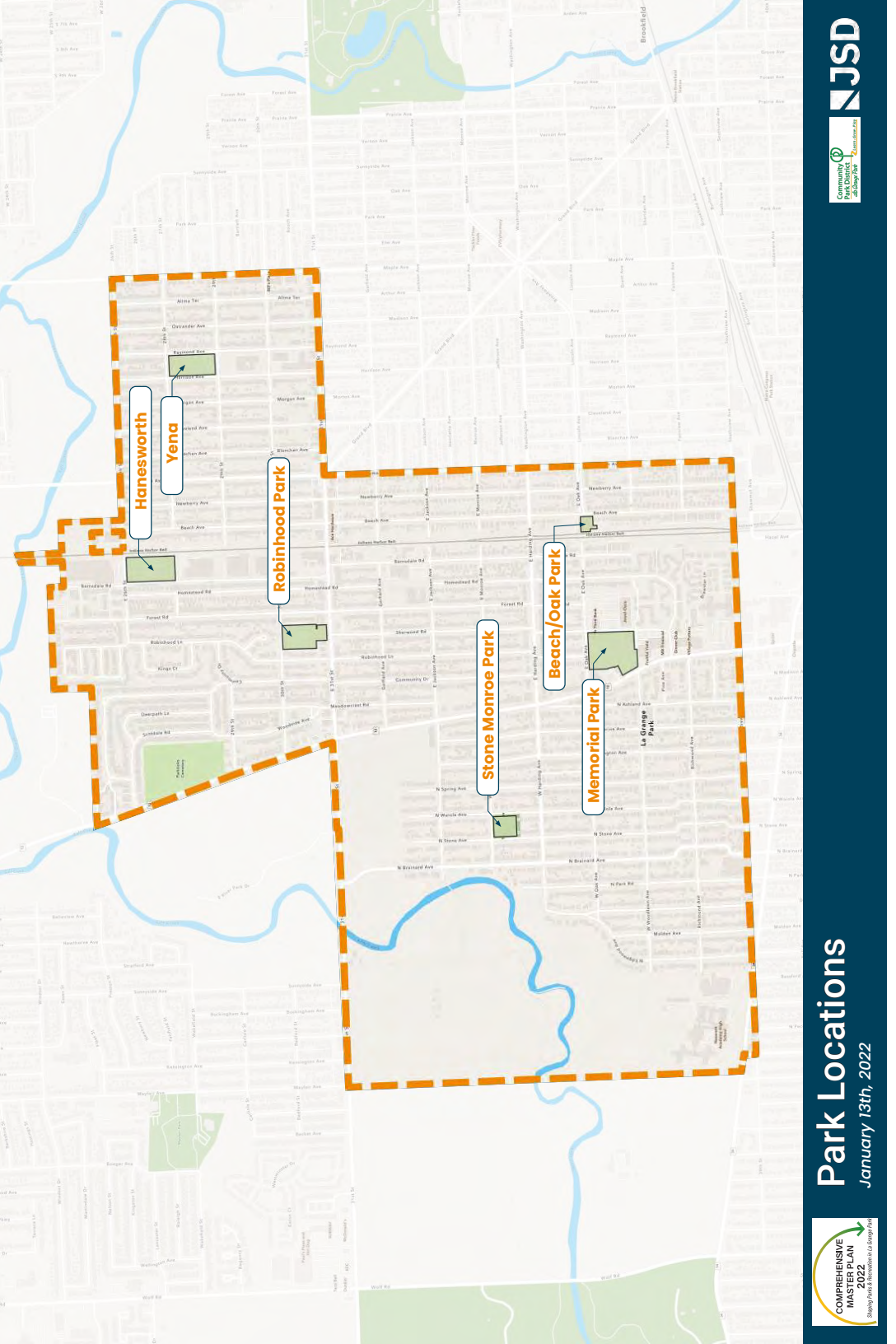


Welcome, we're excited to discuss our park district's future with you!

The Community Park District has begun the Comprehensive Master Planning Process to address each of the Community Park District parks, facilities, programs, policies and operations. This process will help the Community Park District board and staff best meet the needs of your families and our community as a whole.

Our tips and tricks for success:

- 1) Use the chat function to ask questions – our online moderator, Sarah Dreier, will answer your questions.
- 2) Please remain respectful of your neighbors.
- 3) Share your knowledge clearly



Hanesworth

Yena

Robinhood Park

Stone Monroe Park

Beach/Oak Park

Memorial Park

Park Locations

January 13th, 2022



What is your opinion about the Community Park District?

Strengths

Weaknesses


What should the Park District focus on over the next five years?




Help us understand the community!
January 13th, 2022



What do you envision for our parks?



What do you envision for our parks?



What do you envision for our parks?



Artistic Play Structure



Green Tunnels



Climbing Play Equipment



Multi-Use Pathways



Multi-Use Play Structure



Sand Play



Rotary Round Play (aka, Round Swing)



Traditional Play Structure



Complex Play



Classic Sensory Play

Community Park District
Public Workshop 1 Responses

The following responses were collected on January 13th, 2022 at Public Workshop 1. This workshop was held synchronously online and at 1501 Barnsdale Road.

What should the Park District focus on over the next five years?

In person

Work with the Village and other services clubs for a tree program to help with the urban canopy
Overpass at railroads
More accessible playground equipment
Do we have a Senior Center in LGP? If not, become one
Improvements of parks
Better separation between the park and abutting resident properties - specifically at the ballfields
I'd like to see native tree and plant gardens in each park with educational plaques
Security enforcement
Update aging parks / equipment
Bigger building for indoor activities

Expand programming to include options for all ages, at varying times (nights/days/weekends) to accommodate those who work

Use recyclable/sustainable materials when updating aging parks
Landscaping at park perimeters
Community pool
Better dance and gymnastics programs for kids

Indoor space for activity like table tennis / pickleball / pool

Building expansion to have more community gathering rooms / spaces

More basketball courts
Less faith based programing not everyone is Christian

Online

Programs for all ages
More trees
Active and passive programs
More tennis courts, updated
Resurfacing of Stone Monroe tennis courts with better wall board practice area
We would like to see general upkeep / finishing of the parks. We hope any expansion of amenities will be very conscious of the already high taxes we pay in total in LGP
Providing more activities in our Park District and not in La Grange

Expanding our facilities, residents use WS, La Grange and Oakbrook often because La Grange Park does not provide options

Outdoor ice rink for winter activity
Add more programs/leagues for 12-18 year old's
Bocce courts

Community Park District
Public Workshop 1 Responses

Indoor swimming pool
Have tennis courts that do
Indoor basketball court and gym
Pedestrian walking and jogging paths
Improve facilities for indoor gym, workout
Community garden (La Grange has one by the LTHS)
Rain gardens and natural areas
Splashpad in La Grange
Waterpark in La Grange
Bring the floor hockey courts back

Expand or renovate gym at Park District building to accommodate basketball, volleyball, etc. leagues and open play

Dog park would be amazing for this community!!! There are so many dogs in our area. They need a place to play

Environmentally-friendly and sustainable practices
Outdoor work out facilities and skate park in LA Grange
Conserve the trees. Many in the area seem to be dying
Movies in the park are always fun. Can we do one at each park so everyone has a chance to walk to a movie over the summer/
Add a dog park
More lights for security at Robinhood Park
More shade trees and better drainage at the parks
Improve Memorial Park - add softball fields

What is your opinion about the Community Park District?

Strengths

In person

Several parks spread out
Staff accessibility
Location
Great staff
Memorial is so beautiful
Youth programs preschool were great
Lots of young children and youth activities
Park proximity to different neighborhoods within LGP

Online

It offers programming across lifespan
A lot of programming for ages 0-5 available
I like all of the activities available at Memorial that can be used throughout the year.
I really like the park working with little league and AYSO. I think they are great programs for the kids and families.
We have large parks centrally located in neighborhoods. Easy to access with lots of amenities. Good bones!
The renovated tennis courts and new facilities at Memorial Park are a good addition
The outdoor concerts at Memorial Park are good
The sand volleyball courts are good
Staff are responsive and super helpful

Community Park District
Public Workshop 1 Responses

Creative activities for kids (Nerf wars)
parking lot at Robin Hood is insufficient for baseball games
I like the concerts in Memorial Park in the summer
Lots of parks in the area
Women's softball league
The gym at Park District Building has limited uses because ceiling too low

What is your opinion about the Community Park District?

Weaknesses

In person

Our facility is primarily a pre-school with a multi-purpose room. Have additional rooms for group activities would be nice
We offer day activities for seniors, but not much in the evenings
Needs more accessibility at playgrounds
Needs updating
Not a lot of options for 3-year-olds & 2-year-olds
Need bike path
Several parks spread out
Leaders / coaches for sports should be vetted / trained better for particular age groups
Some parks need greater use
Wish the nets were available on nice winter days. That is a key time to get out to the parks
Lack of diversity and inclusive programming - too much faith based programming i.e.: Christmas & Easter
There isn't much programming or events for middle aged people. Would like to see more
Better security and lighting
How updated the parks are
Need upgrades and safety lighting

Online

Could use sports leagues for 12-18 year olds
Tennis courts need to be maintained, updated. Please add backboards or update/improve existing
No indoor basketball courts or gym space
No community pool or workout facility
The lighted basketball court at Memorial is a nice feature
Full size gym
Improve bathrooms at Hanesworth
More adult sports leagues
Kid/toddler activities don't always accommodate working parent's schedules. Have had to do activities at other park districts in the area
Jo's footwork in WS Rec Center offers different dance genres for all ages and performs. We do not have this option
Indoor sport courts
The community could use a dog park
Would love a dog park
We have no gym
Memorial Park bathrooms seem to have limited hours
Would like to see more attention paid to native plantings, natural amenities beyond hardscapes and sports. Rain gardens, butterfly garden, etc.

Community Park District
Public Workshop 1 Responses

No place to play indoor volleyball or indoor basketball
Renovate tennis courts at Robinhood Park or get rid of them
No sidewalks at Yena Park, how do we get a stroller/wheelchair easily to play area? Not straightforward/safe
Would like something like leagues or types of tournaments for teens. There aren't a lot of activities through the park district for teens
Upgraded park equipment
All the parks need to have bike racks
Gaga ball courts
No pool, no gym space, no work out facility
Parks are outdated, no zipline, no climbing walls
Robinhood Park and Beach Oak Park could use updates/renovations

No open gym areas like basketball or volleyball courts. Would like to see the baseball batting cages open to the public

Another splash pad
Add two basketball rims to Robinhood tennis court area to use when nobody is playing tennis
Park lacks plantings / flowers / shrubs for beautification
The indoor bathrooms are never open at Memorial
Beach/Oak Park doesn't seem to be designed with safety in mind
Need to maintain bocce courts at Memorial Park (weeds grow in them) or use artificial turf
No space to rent for parties
More community-wide events - like national night in. Ideas touch a truck
Signed up for the Halloween run this year. Loved the idea but it needs some enhancements
Another park district facility, perhaps closer to Memorial Park
The floor hockey courts were removed from Memorial
Lack of facilities in LGP, residents go to other Villages to use their facilities

Park Locations

In person

More accessible options for kids and the playground at Robinhood
Get rid of woodchips at Robinhood
Update bridge at Robinhood on playground equipment. Kids wipeout
Clean up all aging parks
Ice skating rink at Robinhood - small rink for kids where rock structure is
Basketball courts at Robinhood child and adult sizes or adjustable heights
Would like to see signage at ball fields that indicates appropriate age group use (specifically at Robinhood)
Robinhood needs more seating around playground
Update playground bridge, kids slip and fall
Figure out what the area is to the north of picnic pavilion at Robinhood Park. Use it better
Beach/Oak needs to be cleaned up. Basketball court, sand pit, rusted steps
Playground equipment isn't usable on sunny hot days - gets way too hot and no shade
Yena - tennis court with bang wall pickleball court lighting for safety, bocce, shuffleboard
Would like to see Robinhood Park tennis courts refinished
Robinhood tennis courts resurfaced and basketball hoops added

Online

Any park improvements should include shade. New parks ad splash pads I in the area (WS and Westchester) are great, but they never seem to have any shade
Adult soccer/basketball leagues (include specific over 35/40 age league)(Organize pick up games)
Opportunities for kids to learn/experience other languages. Either weekly classes or themed classes (Holiday or season specific)

What do you envision for our parks?

Teen activities

In person

I really like the idea for outdoor seating / gather hammocks / other
Have seating options for parents besides just benches
Love the ping pong idea
I envision clean, safe, well-lit areas
Need to think about longevity of amenities that we add. How will they look in 5-10 years. I.e.: rips in trampoline nets / missing checkers
Activities for the teens yes
Solar charging tables area a great idea
Like the idea of solar lit tables with charging

Online

Teen sports league

What do you envision for our parks?

Play experiences

In person

The obstacle course
Communication about parks are accessible or have sensory
Love sensory activities
Love innovative climbing structures and ropes
I really like this innovative play area
Yes to musical sensory play
Splash pad
Yes to nature based play swings
Zip line would be great (ADA cool too)
Zip lines would be amazing
Innovative things are great
Love innovative and ADA
Yes to We-saw
Yes to sensory

Online

I like the idea of updating our parks with the squishy bottom. Wood chips are annoying!

What do you envision for our parks?

Adult activities

In person

Keep the music, add food trucks

Utilize space in Memorial Park more with community events

More music

Loved Miss Angie and the Twisters

Love this - shuffleboard

Offer more adult activity options but coordinate it with scheduled programming and events. E.g.: shuffle board league

Yes bocce

Yes bean bags

Yes yoga

Tai Chi and yoga in the park (Robinhood)

Online

More adult sports leagues

Live music

Bean bags and horseshoes

Fitness equipment

Circuit fitness

Yoga

Kickball

What do you envision for our parks?

Athletic activities

In person

More soccer fields

Love this Bankshot idea

Add pickleball at Yena

Yes to walking parks at Yena walking track

I really like walking paths. Not sure where we'd put one. Our parks aren't that big

Not a fan of a double rim for basketball

Bang wall at Yena tennis court for tennis practice

Online

Fields for our growing youth softball program

What do you envision for our parks?

Site amenities

In person

I like the checkers / chess

Would love to have a large dog park - with waste bags and built in ground waste disposals

Would be cool with a weekly farmers or public market

Yes to shade sails

Absolutely to shade sails, imagine the colors, how it would attract

Love the sail shades

Yes to dog park if fenced and cleaned daily

No to dog parks being adjacent to a park with children

Online

We are excited to see how the softscape of our parks will be updated. As of now, there is little attention to the plantings

MISSION

The Community Park District of La Grange Park supports a positive and inclusive community by impacting physical, social-emotional and environmental well-being.

VISION

Serving as the core of the community as we learn, grow, and play together.

CORE VALUES

Community Wellness

Preserve Parkland

Dedicated to Transparency

Leadership

Generational Opportunities

Play for All

TOP 10 PERFORMANCE GOALS

Staff Driven SMART Goals/Performance Measures

01. Increase Staffing to Fill in Gaps and Meet Enhanced Programming
02. Creating our Brand Awareness Strategy
03. Water Access at Our Parks
04. Proactive Comprehensive Planning
05. Address Wildlife Management
06. Create Community Gardens to Empower Residents
07. Ballfields Improvements and Enhancements
08. Create a DEI Committee With a Purpose
09. Improve Efficiency of Space/Facilities
10. Redesign Website to Improve User Experience

HOUSEHOLD DEMOGRAPHICS

1. Do you reside in La Grange Park, Illinois? *(Please mark one)* Yes No

2. If you do not live in La Grange Park, in which community do you reside? *(Please mark one)*

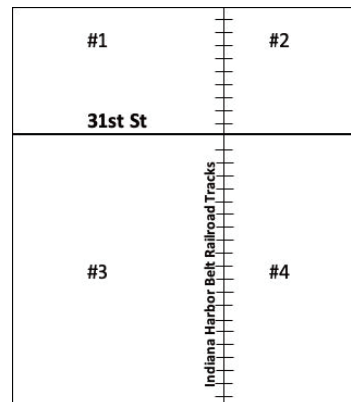
- | | |
|--|--|
| <input type="checkbox"/> Brookfield | <input type="checkbox"/> Westchester |
| <input type="checkbox"/> Broadview | <input type="checkbox"/> Western Springs |
| <input type="checkbox"/> La Grange | <input type="checkbox"/> Not Applicable |
| <input type="checkbox"/> North Riverside | <input type="checkbox"/> Other Community Not Listed: |
-

3. How long have you lived within the area serviced by the Community Park District of La Grange Park? *(Park District boundaries match the City of La Grange Park boundaries. Please mark one.)*

- | | |
|---|---|
| <input type="checkbox"/> Less than 1 year | <input type="checkbox"/> 11 to 15 years |
| <input type="checkbox"/> 1 to 2 years | <input type="checkbox"/> 16 to 20 years |
| <input type="checkbox"/> 3 to 5 years | <input type="checkbox"/> 21 to 25 years |
| <input type="checkbox"/> 6 to 10 years | <input type="checkbox"/> More than 25 years |

4. Please review the image on the right and **mark** (1 through 4) the quadrant in which you reside.

- 1
 2
 3
 4
 None of the above



5. Including yourself, how many people in your household fall within the following categories? *(Please fill in the blanks with the total number of people for each age group)*

_____ Under 5 years old _____ 6–12 years _____ 13–17 years _____ 18–25 years
 _____ 26–35 years _____ 36–50 years _____ 51–64 years _____ Over 65 years

PARKS

Use Patterns

6. Have you or members of your household utilized the following Parks during the last two years (24 months)? *(Please mark the number of times per park)*

	25 + times	16-25 times	11-16 times	6-10 times	1-5 times	None
Beach Oak Park	<input type="checkbox"/>	<input type="checkbox"/>	<input type="checkbox"/>	<input type="checkbox"/>	<input type="checkbox"/>	<input type="checkbox"/>
Hanesworth Park	<input type="checkbox"/>	<input type="checkbox"/>	<input type="checkbox"/>	<input type="checkbox"/>	<input type="checkbox"/>	<input type="checkbox"/>
Memorial Park	<input type="checkbox"/>	<input type="checkbox"/>	<input type="checkbox"/>	<input type="checkbox"/>	<input type="checkbox"/>	<input type="checkbox"/>
Robinhood Park	<input type="checkbox"/>	<input type="checkbox"/>	<input type="checkbox"/>	<input type="checkbox"/>	<input type="checkbox"/>	<input type="checkbox"/>
Stone Monroe Park	<input type="checkbox"/>	<input type="checkbox"/>	<input type="checkbox"/>	<input type="checkbox"/>	<input type="checkbox"/>	<input type="checkbox"/>
Yena Park	<input type="checkbox"/>	<input type="checkbox"/>	<input type="checkbox"/>	<input type="checkbox"/>	<input type="checkbox"/>	<input type="checkbox"/>

SPECIAL & COMMUNITY EVENTS

Use Patterns

7-8. Have you or members of your household participated in the following CPD special and community events during the last two years (24 months)? *(Please mark each row)*

	Yes	No
Daddy Daughter Date Night	<input type="checkbox"/>	<input type="checkbox"/>
Easter Egg Hunt	<input type="checkbox"/>	<input type="checkbox"/>
Hunt for the Golden Egg	<input type="checkbox"/>	<input type="checkbox"/>
Music Under the Stars (Summer Concerts at Memorial Park Ampitheatre)	<input type="checkbox"/>	<input type="checkbox"/>
Picnic in the Park (Storytime with the Library)	<input type="checkbox"/>	<input type="checkbox"/>
Spooky Shuffle 5K	<input type="checkbox"/>	<input type="checkbox"/>
Veteran's Memorial Ceremony	<input type="checkbox"/>	<input type="checkbox"/>
Theatre Performances (i.e, Frozen, Into the Woods)	<input type="checkbox"/>	<input type="checkbox"/>

Other (Please Specify the Community or Special Event)

YOUTH PROGRAMMING

Use Patterns

9. Have you or members of your household registered for the following CPD youth programs during the last two years (24 months)? *(Please mark the number of times per row)*

	6+ times	3-5 times	1-2 times	None
Archery	<input type="checkbox"/>	<input type="checkbox"/>	<input type="checkbox"/>	<input type="checkbox"/>
Baseball Camp or Clinics	<input type="checkbox"/>	<input type="checkbox"/>	<input type="checkbox"/>	<input type="checkbox"/>
Basketball Camp or Clinics	<input type="checkbox"/>	<input type="checkbox"/>	<input type="checkbox"/>	<input type="checkbox"/>
Chess	<input type="checkbox"/>	<input type="checkbox"/>	<input type="checkbox"/>	<input type="checkbox"/>
DanceExpress (i.e. Ballet, Jazz, Tap)	<input type="checkbox"/>	<input type="checkbox"/>	<input type="checkbox"/>	<input type="checkbox"/>
Early Childhood Enrichment Programs (i.e. Mickey Math, Rocket Readers, Little Chefs)	<input type="checkbox"/>	<input type="checkbox"/>	<input type="checkbox"/>	<input type="checkbox"/>
Gymnastics	<input type="checkbox"/>	<input type="checkbox"/>	<input type="checkbox"/>	<input type="checkbox"/>
Little Lyons Soccer Club	<input type="checkbox"/>	<input type="checkbox"/>	<input type="checkbox"/>	<input type="checkbox"/>
Ready Teddy Preschool	<input type="checkbox"/>	<input type="checkbox"/>	<input type="checkbox"/>	<input type="checkbox"/>
Softball Camp or Clinics	<input type="checkbox"/>	<input type="checkbox"/>	<input type="checkbox"/>	<input type="checkbox"/>
Spirit Kids (Cheerleading)	<input type="checkbox"/>	<input type="checkbox"/>	<input type="checkbox"/>	<input type="checkbox"/>
Summer Camps	<input type="checkbox"/>	<input type="checkbox"/>	<input type="checkbox"/>	<input type="checkbox"/>
Tennis Camps or Lessons	<input type="checkbox"/>	<input type="checkbox"/>	<input type="checkbox"/>	<input type="checkbox"/>
Volleyball	<input type="checkbox"/>	<input type="checkbox"/>	<input type="checkbox"/>	<input type="checkbox"/>
Youth Theatre Productions or Programs	<input type="checkbox"/>	<input type="checkbox"/>	<input type="checkbox"/>	<input type="checkbox"/>
Youth Fitness	<input type="checkbox"/>	<input type="checkbox"/>	<input type="checkbox"/>	<input type="checkbox"/>

Other (Please List Program with Number of Times)

ADULT PROGRAMMING

Use Patterns

10. Have you or members of your household registered to participate in the following CPD adult programs during the last two years (24 months)? *(Please mark the number of times per row)*

	6+ times	3-5 times	1-2 times	None
Adult Fitness (i.e. Pilates, Strength Training, Yoga, Zumba)	<input type="checkbox"/>	<input type="checkbox"/>	<input type="checkbox"/>	<input type="checkbox"/>
Archery	<input type="checkbox"/>	<input type="checkbox"/>	<input type="checkbox"/>	<input type="checkbox"/>
Dog Obedience Class	<input type="checkbox"/>	<input type="checkbox"/>	<input type="checkbox"/>	<input type="checkbox"/>
Fit4Mom Classes	<input type="checkbox"/>	<input type="checkbox"/>	<input type="checkbox"/>	<input type="checkbox"/>
Pickleball	<input type="checkbox"/>	<input type="checkbox"/>	<input type="checkbox"/>	<input type="checkbox"/>
Sand Volleyball League	<input type="checkbox"/>	<input type="checkbox"/>	<input type="checkbox"/>	<input type="checkbox"/>
Women's Volleyball League	<input type="checkbox"/>	<input type="checkbox"/>	<input type="checkbox"/>	<input type="checkbox"/>
Wiffleball League	<input type="checkbox"/>	<input type="checkbox"/>	<input type="checkbox"/>	<input type="checkbox"/>

Other (Please List Program with Number of Times)

RECREATION FACILITIES

Use Patterns

11. Have you or members of your household rented any of the following CPD indoor or outdoor recreation facilities during the last two years (24 months)? *(Please mark the number of times per row)*

	Yes	No
Beach Oak Park Shelter	<input type="checkbox"/>	<input type="checkbox"/>
Community Center - Meeting Room 101	<input type="checkbox"/>	<input type="checkbox"/>
Community Center - Multi-Purpose Room	<input type="checkbox"/>	<input type="checkbox"/>
Memorial Park Ampitheatre	<input type="checkbox"/>	<input type="checkbox"/>
Memorial Park Picnic Shelter (Located on La Grange Road with No Restrooms)	<input type="checkbox"/>	<input type="checkbox"/>
Memorial Park Shelter (With Restrooms)	<input type="checkbox"/>	<input type="checkbox"/>
Stone Monroe Park Shelter	<input type="checkbox"/>	<input type="checkbox"/>
Yena Park Shelter	<input type="checkbox"/>	<input type="checkbox"/>

Other (Please Specify)

OTHER PUBLIC & PRIVATE RECREATION PROVIDERS

Use Patterns

12–14. During the last two years (24 months), approximately how many times did your household utilize the following local providers for your household’s parks, recreation, education, and health/wellness needs? *(Please mark one box for each service provider.)*

	25 + times	16–25 times	11–16 times	6–10 times	1–5 times	None
AYSO Soccer	<input type="checkbox"/>	<input type="checkbox"/>	<input type="checkbox"/>	<input type="checkbox"/>	<input type="checkbox"/>	<input type="checkbox"/>
Brookfield Recreation Department						
Brookfield Zoo	<input type="checkbox"/>	<input type="checkbox"/>	<input type="checkbox"/>	<input type="checkbox"/>	<input type="checkbox"/>	<input type="checkbox"/>
Day Care Provider	<input type="checkbox"/>	<input type="checkbox"/>	<input type="checkbox"/>	<input type="checkbox"/>	<input type="checkbox"/>	<input type="checkbox"/>
Cook County Forest Preserves	<input type="checkbox"/>	<input type="checkbox"/>	<input type="checkbox"/>	<input type="checkbox"/>	<input type="checkbox"/>	<input type="checkbox"/>
La Grange Park Little League Baseball/Softball	<input type="checkbox"/>	<input type="checkbox"/>	<input type="checkbox"/>	<input type="checkbox"/>	<input type="checkbox"/>	<input type="checkbox"/>
Martial Arts Program	<input type="checkbox"/>	<input type="checkbox"/>	<input type="checkbox"/>	<input type="checkbox"/>	<input type="checkbox"/>	<input type="checkbox"/>
Park District of La Grange	<input type="checkbox"/>	<input type="checkbox"/>	<input type="checkbox"/>	<input type="checkbox"/>	<input type="checkbox"/>	<input type="checkbox"/>
Preschool Provider Other than Community Park District of La Grange Park	<input type="checkbox"/>	<input type="checkbox"/>	<input type="checkbox"/>	<input type="checkbox"/>	<input type="checkbox"/>	<input type="checkbox"/>
Private Dance Program or Lessons	<input type="checkbox"/>	<input type="checkbox"/>	<input type="checkbox"/>	<input type="checkbox"/>	<input type="checkbox"/>	<input type="checkbox"/>
Recreation Activities Provided by the La Grange Park Public Library	<input type="checkbox"/>	<input type="checkbox"/>	<input type="checkbox"/>	<input type="checkbox"/>	<input type="checkbox"/>	<input type="checkbox"/>
Travel Sports Teams/Clubs	<input type="checkbox"/>	<input type="checkbox"/>	<input type="checkbox"/>	<input type="checkbox"/>	<input type="checkbox"/>	<input type="checkbox"/>
Local YMCA	<input type="checkbox"/>	<input type="checkbox"/>	<input type="checkbox"/>	<input type="checkbox"/>	<input type="checkbox"/>	<input type="checkbox"/>

Other (Please List Service Provider and Number of Times)

MAINTENANCE OF PARK AMENITIES

Level of Satisfaction

15–16. How **satisfied** are you and members of your household with Park District **maintenance** of the following outdoor recreation amenities? *(Please mark one for each statement)*

	Very Satisfied	Satisfied	Dissatisfied	Very Dissatisfied	Don't Use
Memorial Park Amphitheater	<input type="checkbox"/>	<input type="checkbox"/>	<input type="checkbox"/>	<input type="checkbox"/>	<input type="checkbox"/>
Baseball/Softball Fields	<input type="checkbox"/>	<input type="checkbox"/>	<input type="checkbox"/>	<input type="checkbox"/>	<input type="checkbox"/>
Basketball Courts	<input type="checkbox"/>	<input type="checkbox"/>	<input type="checkbox"/>	<input type="checkbox"/>	<input type="checkbox"/>
Bocce Court	<input type="checkbox"/>	<input type="checkbox"/>	<input type="checkbox"/>	<input type="checkbox"/>	<input type="checkbox"/>
Landscaping/Trees	<input type="checkbox"/>	<input type="checkbox"/>	<input type="checkbox"/>	<input type="checkbox"/>	<input type="checkbox"/>
Open Space	<input type="checkbox"/>	<input type="checkbox"/>	<input type="checkbox"/>	<input type="checkbox"/>	<input type="checkbox"/>
Restrooms	<input type="checkbox"/>	<input type="checkbox"/>	<input type="checkbox"/>	<input type="checkbox"/>	<input type="checkbox"/>
Parking Lots	<input type="checkbox"/>	<input type="checkbox"/>	<input type="checkbox"/>	<input type="checkbox"/>	<input type="checkbox"/>
Pathways	<input type="checkbox"/>	<input type="checkbox"/>	<input type="checkbox"/>	<input type="checkbox"/>	<input type="checkbox"/>
Pickleball Courts	<input type="checkbox"/>	<input type="checkbox"/>	<input type="checkbox"/>	<input type="checkbox"/>	<input type="checkbox"/>
Playgrounds	<input type="checkbox"/>	<input type="checkbox"/>	<input type="checkbox"/>	<input type="checkbox"/>	<input type="checkbox"/>
Soccer Fields	<input type="checkbox"/>	<input type="checkbox"/>	<input type="checkbox"/>	<input type="checkbox"/>	<input type="checkbox"/>
Tennis Courts	<input type="checkbox"/>	<input type="checkbox"/>	<input type="checkbox"/>	<input type="checkbox"/>	<input type="checkbox"/>
Veteran's Memorial	<input type="checkbox"/>	<input type="checkbox"/>	<input type="checkbox"/>	<input type="checkbox"/>	<input type="checkbox"/>

Other (Please Specify Outdoor Recreation Amenity and Level of Satisfaction with its Maintenance)

OVERALL PARK MAINTENANCE

Level of Satisfaction

17. How **satisfied** are you and members of your household with the Park District's **overall maintenance** of each park? *(Please mark one for each statement)*

	Very Satisfied	Satisfied	Dissatisfied	Very Dissatisfied	Don't Use
Beach Oak Park	<input type="checkbox"/>	<input type="checkbox"/>	<input type="checkbox"/>	<input type="checkbox"/>	<input type="checkbox"/>
Haneswoth Park	<input type="checkbox"/>	<input type="checkbox"/>	<input type="checkbox"/>	<input type="checkbox"/>	<input type="checkbox"/>
Memorial Park	<input type="checkbox"/>	<input type="checkbox"/>	<input type="checkbox"/>	<input type="checkbox"/>	<input type="checkbox"/>
Robinhood Park	<input type="checkbox"/>	<input type="checkbox"/>	<input type="checkbox"/>	<input type="checkbox"/>	<input type="checkbox"/>
Stone Monroe Park	<input type="checkbox"/>	<input type="checkbox"/>	<input type="checkbox"/>	<input type="checkbox"/>	<input type="checkbox"/>
Yena Park	<input type="checkbox"/>	<input type="checkbox"/>	<input type="checkbox"/>	<input type="checkbox"/>	<input type="checkbox"/>
Overall satisfaction with maintenance within the Community Park District of La Grange Park	<input type="checkbox"/>	<input type="checkbox"/>	<input type="checkbox"/>	<input type="checkbox"/>	<input type="checkbox"/>

Other (Please Specify Park Maintenance Area and Level of Satisfaction)

PROGRAMS & COMMUNITY & SPECIAL EVENTS

Level of Satisfaction

18. In general, when considering all Park District programs, and community and special events; how satisfied are you with the opportunities available to you and your household? *(Please mark one for each statement)*

	Very Satisfied	Satisfied	Dissatisfied	Very Dissatisfied	Don't Use
Adult Programs (i.e., Fitness, Volleyball)	<input type="checkbox"/>	<input type="checkbox"/>	<input type="checkbox"/>	<input type="checkbox"/>	<input type="checkbox"/>
Community Events (i.e., Music Under the Stars - Summer Concerts at Memorial Park Ampitheatre, Veteran's Memorial Ceremony)	<input type="checkbox"/>	<input type="checkbox"/>	<input type="checkbox"/>	<input type="checkbox"/>	<input type="checkbox"/>
Preschool-Age Programs (i.e., Mickey Math, Rocket Readers, Little Chefs, Ready Teddy Preschool)	<input type="checkbox"/>	<input type="checkbox"/>	<input type="checkbox"/>	<input type="checkbox"/>	<input type="checkbox"/>
Senior Programs (i.e., Pinochle Club, Senior Club)	<input type="checkbox"/>	<input type="checkbox"/>	<input type="checkbox"/>	<input type="checkbox"/>	<input type="checkbox"/>
Special Events (i.e., Daddy Daughter Date Night, Spooky Shuffle 5k)	<input type="checkbox"/>	<input type="checkbox"/>	<input type="checkbox"/>	<input type="checkbox"/>	<input type="checkbox"/>
Youth Programs (i.e., Dance, Summer Camps, Sports, Theatre)	<input type="checkbox"/>	<input type="checkbox"/>	<input type="checkbox"/>	<input type="checkbox"/>	<input type="checkbox"/>

GENERAL SATISFACTION

Level of Satisfaction

19. In general, when considering all Park District facilities, programs, and services; how **satisfied** are you with the opportunities available to you and your household? *(Please mark one for each statement)*

	Very Satisfied	Satisfied	Dissatisfied	Very Dissatisfied	Don't Use
Courtesy and Helpfulness of CPD Staff	<input type="checkbox"/>	<input type="checkbox"/>	<input type="checkbox"/>	<input type="checkbox"/>	<input type="checkbox"/>
Days and Times of Programs and Activities Offered	<input type="checkbox"/>	<input type="checkbox"/>	<input type="checkbox"/>	<input type="checkbox"/>	<input type="checkbox"/>
Environmental Sustainability Efforts by the Park District	<input type="checkbox"/>	<input type="checkbox"/>	<input type="checkbox"/>	<input type="checkbox"/>	<input type="checkbox"/>
Level of Safety at CPD Parks, Programs, and Community/Special Events	<input type="checkbox"/>	<input type="checkbox"/>	<input type="checkbox"/>	<input type="checkbox"/>	<input type="checkbox"/>
Variety of Indoor Recreation Opportunities Offered for Me and Members of My Household (i.e., Courts, Gyms, Theatre, Walking Track)	<input type="checkbox"/>	<input type="checkbox"/>	<input type="checkbox"/>	<input type="checkbox"/>	<input type="checkbox"/>

Other (Please Specify Area and Level of Agreement)

PLEASE TELL US WHY?

Level of Satisfaction

20. If you indicated that you are dissatisfied or very dissatisfied with the Park District in any way in the previous questions, please tell us why. *(Please fill in the blank)*

PROGRAMS

Needs and Priorities

21. Are there **programs** at the Park District that you or members of your household feel should be developed or expanded? *Please rank your top four choices. (Write “1” next to your top choice; “2” for your 2nd choice; “3” for your 3rd choice; and a “4” for your 4th choice. Please rank only 4 items and leave all other options blank.)*

Rank	Program	Rank	Program
	Adult Fitness/Wellness Programs		Gymnastics/Tumbling Programs
	Adult Group Exercise		Movies in the Park
	Adult Sports Programs		Open Gyms
	Adult Art Classes		Ready Teddy Preschool
	Adventure/Travel Programs		Senior Programs
	Before and After School Care		STEM Programs
	Cheer/Poms		Teen Programs
	Community Events		Youth Art, Dance, Performing Arts
	Concert Series at Memorial Park Amphitheater		Youth Fitness/Wellness Programs
	Cooking Classes		Youth Theatre
	Dance Programs		Youth Sports Programs
	Dog Obedience Training		None, Existing Options are Adequate
	Environmental Education		Other: (Please specify program and ranking) _____

22. Are there any other recreation programs or services the Community Park District of La Grange Park does not currently offer that your household needs or desires? *(Please fill in the blank)*

INDOOR RECREATION

Needs and Priorities

23. Should the Park District develop or expand **indoor** recreational opportunities? *Please rank your top four choices. (Write “1” next to your top choice; “2” for your 2nd choice; “3” for your 3rd choice; and a “4” for your 4th choice. Please rank only 4 items and leave all other options blank.)*

Rank	Program	Rank	Program
	Additional Gym Space		Indoor Volleyball Courts
	Banquet/Party Rooms		Meeting Rooms
	Climbing Wall		Rental Space
	Golf Simulator		Theatre/Stage
	Indoor Batting Cages		Walking Track
	Indoor Basketball Courts		None, Existing Options are Adequate
	Indoor Pickleball Courts		Other: (Please specify program and ranking) _____

24. Are there any other indoor recreation facilities or amenities that Community Park District of La Grange Park does not currently offer that your household needs or desires? *(Please fill in the blank)*

25. If you would be willing to financially support your first priority for developing or expanding indoor recreation opportunities in the previous question, what would you be willing to pay on an annual basis? *(Please mark one)*

- \$5 - \$20
 \$21 - \$50
 \$51 - \$75
 \$71 - \$100
 Don't know
 Please check here if you are unable to financially support any development or expansion projects.

26. The Park District desires to provide opportunities for all its residents to lead a healthy life. What facilities, programs, and amenities would inspire you or your household to lead a healthier life? *(Please fill in the blank)*

27. What is your **top priority** for the Community Park District of La Grange Park in the next three to five years? *(Please fill in the blank)*

PARK DISTRICT SERVICES

Level of Agreement

28–32. What is your household’s opinion on the following statements?
(Please mark one for each statement)

Statement	Strongly Agree	Agree	Disagree	Strongly Disagree	Don't Know
The Park District should partner with the newly formed LGP Parks and Recreation Foundation to pursue recreation program scholarships to support residents in need.	<input type="checkbox"/>	<input type="checkbox"/>	<input type="checkbox"/>	<input type="checkbox"/>	<input type="checkbox"/>
Our household supports the budgeting Park District funds to improve its recycling program.	<input type="checkbox"/>	<input type="checkbox"/>	<input type="checkbox"/>	<input type="checkbox"/>	<input type="checkbox"/>
The Park District should pursue efforts to reduce its energy consumption.	<input type="checkbox"/>	<input type="checkbox"/>	<input type="checkbox"/>	<input type="checkbox"/>	<input type="checkbox"/>
There are enough parks in the La Grange Park.	<input type="checkbox"/>	<input type="checkbox"/>	<input type="checkbox"/>	<input type="checkbox"/>	<input type="checkbox"/>
There is enough open space/green space in La Grange Park.	<input type="checkbox"/>	<input type="checkbox"/>	<input type="checkbox"/>	<input type="checkbox"/>	<input type="checkbox"/>
There are enough sports fields and courts in La Grange Park.	<input type="checkbox"/>	<input type="checkbox"/>	<input type="checkbox"/>	<input type="checkbox"/>	<input type="checkbox"/>
There are enough indoor recreational opportunities in La Grange Park (i.e. courts, gyms, fitness, theatre stages, rental spaces).	<input type="checkbox"/>	<input type="checkbox"/>	<input type="checkbox"/>	<input type="checkbox"/>	<input type="checkbox"/>
The Park District works cooperatively with other units of local government.	<input type="checkbox"/>	<input type="checkbox"/>	<input type="checkbox"/>	<input type="checkbox"/>	<input type="checkbox"/>
The Park District works cooperatively with local school districts.	<input type="checkbox"/>	<input type="checkbox"/>	<input type="checkbox"/>	<input type="checkbox"/>	<input type="checkbox"/>
The Park District improves the overall health/wellness in the community.	<input type="checkbox"/>	<input type="checkbox"/>	<input type="checkbox"/>	<input type="checkbox"/>	<input type="checkbox"/>
The Park District effectively serves individuals with disabilities.	<input type="checkbox"/>	<input type="checkbox"/>	<input type="checkbox"/>	<input type="checkbox"/>	<input type="checkbox"/>
Our household believes the Park District does a good job informing the community of its recreation programs and activities.	<input type="checkbox"/>	<input type="checkbox"/>	<input type="checkbox"/>	<input type="checkbox"/>	<input type="checkbox"/>
The Park District offers affordable recreational opportunities.	<input type="checkbox"/>	<input type="checkbox"/>	<input type="checkbox"/>	<input type="checkbox"/>	<input type="checkbox"/>
The Park District involves the community in the planning of future projects.	<input type="checkbox"/>	<input type="checkbox"/>	<input type="checkbox"/>	<input type="checkbox"/>	<input type="checkbox"/>
The Park District strives to practice equity and inclusion within their programs and services.	<input type="checkbox"/>	<input type="checkbox"/>	<input type="checkbox"/>	<input type="checkbox"/>	<input type="checkbox"/>
The Park District offers quality programs and special events.	<input type="checkbox"/>	<input type="checkbox"/>	<input type="checkbox"/>	<input type="checkbox"/>	<input type="checkbox"/>
The Park District works cooperatively with local athletic organizations.	<input type="checkbox"/>	<input type="checkbox"/>	<input type="checkbox"/>	<input type="checkbox"/>	<input type="checkbox"/>
There is equitable distribution of resources throughout the Park District.	<input type="checkbox"/>	<input type="checkbox"/>	<input type="checkbox"/>	<input type="checkbox"/>	<input type="checkbox"/>

MARKETING

33. How have you or members of your household found out about the programs and services offered by the Community Park District of La Grange Park? *(Please mark all that apply)*

- Flyers/posters at Park District Facilities
- Park District Website
- Park District Brochure
- Friends and Neighbors
- Park District Emails
- Marquees/Banners in Parks
- Park District Social Media
- Newspapers
- Park District Staff
- Other (Please Specify): _____

INCLUSIVE RECREATION SERVICES

34. How have you or members of your household found out about the programs and services offered by the Community Park District of La Grange Park? *(Please mark all that apply)*

- Yes
- No
- My household does not require these accommodations
- Please explain if necessary: _____

35. Does an individual in your household require accommodations in the form of social/emotional support, physical assistance, or adaptive equipment? *(Please mark all that apply)*

- Yes
- No
- My household does not require these accommodations
- Please explain if necessary: _____

36. Please use the space below to share any additional thoughts that might assist the Community Park District of La Grange Park and its partners in developing more inclusive recreation programming.

FINAL COMMENTS

37. After reflecting about your previous survey question responses, are there any additional comments you would like to share with the Park District to help guide the strategic plan? *(Please fill in the blank)*

THANK YOU!

Thank you for completing this needs assessment. We appreciate your time and thoughtful feedback! Please reach out to Jessica Cannaday, Executive Director of the Park District of La Grange Park with any additional questions or comments at jcannaday@communityparkdistrict.org.

OPEN ENDED SURVEY QUESTIONS



QUESTION 2

If you do not live in La Grange Park, in which community do you reside? (Please mark one)

Other Community Not Listed Above:

Berwyn
Melrose Park
Indian Head Pk
Riverside
Countryside
O
Berwyn
Berwyn
Palinfield
Berwyn
Oakbrook Terrace
Westmont

QUESTION 8

Have you or members of your household participated in the following CPD special and community events during the last two years (24 months)? (Please mark each row)
<i>Other (Please Specify the Community or Special Event)</i>
Community Campfire and Holiday Storybook Walkthrough
Police Academy
dance recital
Tree Lighting
Grand opening of new sports courts
Tree Lighting, Santa at the Park District
We just moved here in the past six months so have not had a chance to go to these events but would be interested in going
Christmas tree lighting
Christmas Parade
La Grange Park Night out, Halloween, Christmas event
Dedication of a rock with the Boy Scouts speech given by Trustee Mike Sheehan honoring took place at Robinhood Park
Police Meeting at Memorial Park with the Police Chief and senior officers
The foundation Christmas event
santa events (we miss the production santa would do in the gym!)
Memorial Park sports grand opening
Scarecrow decorating
Christmas Tree Lighting
Christmas tree lighting, Jim Zwit memorial ceremony at Veterans memorial, National night out
Halloween Trolley
Labor Day tennis for charity
halloween celebration, and anything related to the Ready Teddy program.
Concerts in Memorial Park
smores in the park

QUESTION 9

Have you or members of your household registered for the following CPD youth programs during the last two years (24 months)? (Please mark the number of times per row)	
<i>Other (Please List Program with Number of Times)</i>	
We have participated in a number of these programs prior to 2020, but due to Covid, we have not participated. Signed up for new programs for Spring 2022.	
Child participates in Seaspark	
whiffle ball	
Covid lock down	
nerf warz - loved and signed up for all the upcoming ones afterwards, we also love the tennis!	
Both kids participate in LG park district development youth league for basketball	
Soccer, miss Angie music class	
Coffee with the Police Chief at Memorial Park -4	
Currently in the dog obedience class	
miss angie's music classes 6+ times	
TBall	
Pre tumbling 1-2 times	
Little League	
Table tennis - 1	
pickleball	
Dog training	
some sort of football	
Antics- 20. YOGA- 8	
spanish	
music class-2 times, summer camp-1 time	
Multi sport	
Yoga at the Library	
Pickellball. 10	

QUESTION 10

Have you or members of your household registered to participate in the following CPD adult programs during the last two years (24 months)? (Please mark the number of times per row)

Other (Please List Program with Number of Times)

Adult tap fitness- 2
What about women's softball league?
I'm
But I want to do Pickleball but the times have not yet worked out
Women's softball - 25+ times
did swing by the pickleball area during celebration event and might sign up for beginners
It has been covid for 2 years though
none due to covid situation
Women's softball league - 2 years
I am signed up for pickle ball for spring
Woman's softball
Gentle yoga through the LaGrange Park District, 4 times
pinocle

QUESTION 11

Have you or members of your household rented any of the following CPD indoor or outdoor recreation facilities during the last two years (24 months)? (Please mark the number of times per row)
Other (Please Specify)

I was not aware you could rent these shelters
00001
We have not rented them but we do use the shelters a few times a month
Library upstairs meeting room

QUESTION 14

During the last two years (24 months), approximately how many times did your household utilize the following local providers for your household's parks, recreation, education, and health/wellness needs? (Please mark one box for each service provider.)
Other (Please List the Service Provider and Number of Times)

Westchester Park District swimming lessons (1)
Glass court
Theatre of Western Springs
Seaspar 4programming reduced because of Covid
Used Westchester fitness center for past 6 years
La Grange Fitness
Dance at La Grange Park district-4
When my 2 kids were younger we used many of the sports and library programs
math team weekly
Private music lessons 25+ times
Westchester Park District 150
Westchester Park District 1-5, Oak Brook Park District 6 - 10, private Modeling classes 6 - 10
Youth private piano lessons 24x
None the last 24months due to covid
Club Pilates- 1 year
Swan pond sledding in Riverside 15-20 times, Oakbrook aqua size classes 10-16 times
5 days per week x 52 weeks: 260

QUESTION 17

**How satisfied are you and members of your household with the Park District's overall maintenance of each park? (Please mark one for each statement)
Other (Please Specify Park Maintenance Area and Level of Satisfaction)**

garbage a memorial often
Bathrooms at Hanesworth need to be addressed, along with the water drainage in Hanesworth South field outfield and the divots/missing grass on both baseball fields.
Memorial Park repairs were haphazard and below acceptable standards. The equipment in the former roller blade area is effectively worthless to the average citizen.
Trees south of Rec Center and Robinhood Park are diseased and need to be trimmed.
See remark on previous page
Preventative tree maintenance very dissatisfied
Bring back the drinking fountains!
I would be interested to know how many people that actually use the parks are from La Grange Park or from other surrounding villages?
Tennis nets are not kept up
open areas are well maintained, but hardscapes are in disrepair. CPD has significant lack of softscape
Would like to see more beautification of our parks. More plants and perennial flowers etc
Portable bathroom at Stone Monroe is really gross
Restroom at Memorial Park not open during the day when needed.
Stone monroe park could use an upgrade
The trash receptacles need to be emptied more frequently, especially on weekends. Sadly, many people just set their trash next to already overflowing trash containers, which will attract wildlife.
The issue isn't the maintenance, all the money is being spent at memorial park. Yena park is an embarrassment to Lagrange Park.
Bocce courts have grass growing in them, Robinhood tennis courts are failing
wood chips are messy and uncomfortable

QUESTION 19

<p>In general, when considering all Park District facilities, programs, and services; how satisfied are you with the opportunities available to you and your household? (Please mark one for each statement) <i>Other (Please Specify Area and Level of Agreement)</i></p>
Diversity and accessibility are lacking greatly.
Would like more offerings-swimming/dog park
Not enough senior trips & programs
Garbage at memorial park should be picked up around the grounds
Incorporate more native plants in the parks like you have done at Memorial Park
Efforts to date have been marginal. Went to Hainsworth to use indoor facility and functionally deficient.
indoor Pickleball would be nice to have.
More indoor soccer opportunities - book courts etc
I don't feel its the park districts responsibility to provide indoor space for gyms/courts/work out equipment. YMCA / private clubs can provide these services
I think we could use a family rec center in town
Wish there was a safer way to cross LaGrange Road to get to Memorial Park. Most of us cross at Woodlawn, which is dicey at most times.
Is there an indoor walking track? Would use it during the winter
I didn't know that there is a walking track
I drove past the first Cam Wilder event. Jewel parking lot was filled, but I got a spot. I crossed the street to check things out. Not nearly enough security presence for a growing crowd. What concerns me is that a number of people in attendance saw Memorial Park as a fine open space to hold their events. They don't live here, and their enemies follow them here. Open public spaces are hotbeds for drug dealing. Party in the Park was a huge event in past years, but I'm glad it's been discontinued. Keep the vermin OUT of LP!
No indoor gyms, basketball courts, or walking track
The indoor recreation opportunities are not in LGP. We take outside dance classes, attend camps at Nazareth and LT. Basketball is popular and classes are always filled and at La Grange because LGP has no gym.

QUESTION 20

If you indicated that you are dissatisfied or very dissatisfied with the Park District in any way in the previous questions, please tell us why. (Please fill in the blank)

Open-Ended Response

I find that indoor programming and facilities are lacking. We regularly go to the Oak Brook park district facility for our family's recreational needs. Safety and maintenance of yena park. Graffiti and basketball and tennis court old and could use an update. The basketball goals get broken often. It would be nice to have an indoor walking track or gym. Also, a nature play space or a community garden and composting.

There's no diversity. You host programs for Christian holidays like the Easter Egg Hunt. It's not inclusive. Small things matter so just calling it a candy hunt makes it more inclusive. Things like this are overlooked. You would benefit from a diversity and inclusion rep. Hire people who aren't straight, white, Christians.

There needs to be more opportunity to engage in community activities for adults without, or with grown, kids.

Not enough options for children's classes/activities outside of 9-5 on weekdays. No activities on Sundays (less scheduling conflicts due to AYSO/Baseball/etc that are typically on Saturdays). Hard for parents whose kids are in school/daycare full time to sign up for activities geared toward younger kids (under 6). Location of events for elementary students and under can also be challenging. Could you work with the schools that have LGP residents attending or other centrally located businesses/libraries etc. to offer classes in those locations (take advantage of kids in after school care at those locations for extracurricular courses).

No indoor workout facilities. The tennis courts in every park except Memorial are in very poor shape.

Maintenance of Stone&monroe park not great. Parking lot there needs resurfacing.

Need more security. Bring back the police patrol program which was cut.

Very limited times and offerings for classes for kids. Also, would like a more expansive program that included swimming. It is sad that we have to go to Oakbrook to participate in things that other areas have but we do not and have many children in the area that compete at the local HS but have no place to swim

Softball fields are really lacking compared to the boys' fields. Yena fields are really rough.

Yena Park is in desperate need of renovations. The tennis courts, basketball, and pavilions are worn and in need of repair. I would love to see a running track or at least side walk around Yena. Also, replacement of the basketball courts with tennis and pickle ball.

I am an avid tennis player but I'm embarrassed to invite anyone to play tennis on the Yena Park courts nearest to my home. Robinhood park is the next closest and those courts are just as bad. Memorial park courts are new but farther away and there are only 2. I usually go to Sedgwick or Gilbert parks in La Grange instead. I'd love to be able to play tennis right here in my neighborhood instead of having to drive to decent courts. Also, during the winter months, I pay to play tennis indoors at Oak Lawn park district.

It would be nice to have activities beyond fitness for adults - like a stained glass class.

Beach Oak Park has potential to be wonderful but is horribly maintained. As the closest park to my home, and the most toddler friendly, I would love to use it but it's dirty and old. Sidewalks in the park are not shoveled so it cannot be accessed after snow. There are very few park district programs available for toddlers (ages 0-4). As a mom with 3 kids under 4, I have not been able to find many programs that I can enroll my kids in, especially on weekends when we are available.

would love a dog park

I wish the park district had a community pool and offered a fenced in area for dogs to play.

There should be more bus trips for seniors & other events as flea markets craft shows art shows vendors & movies plays

Please consider maintaining tennis courts. Not just updating, a real maintenance plan. We need tennis backboards.

I feel that the basketball courts at Memorial Park are often unsafe for the youth of the community. These courts should be patrolled more frequently. I would like to see more indoor fitness opportunities such as an indoor walking track.

Parks need to have the graffiti cleaned off it. Mushroom that grow in the wood chips need to be dealt with before residents need to call to complain. It shows that maintenance only takes care of the "extra" stuff when people complain. Children play in these parks. Maintenance should be monitoring this before an entire forest of mushrooms have started to grow and take over the park.

There aren't many adult classes. I'd live to see classes for adults in art, theater, cooking, and other hobbies. Either on mid-week evenings or weekend afternoons.

Adult programs are outdated.

I am VERY happy with the participation of the Village with SEASPAR Recreational activities they provide are of the utmost importance to my family. They provide social opportunities that would otherwise not be available

We really should be looking into installing astrotrurf fields. Yes, they are initially expensive but long term, they are low maintenance.

I would like to see more indoor fitness options for adults

QUESTION 20

Robinhood park needs new tennis courts and basketball courts.
Yena park is particularly run down. The tennis courts are horrific. Also no one could do much of anything during a pandemic so this time frame isn't ideal
There is no park district indoor fitness center, baseball/softball fields are poorly maintained (except for Hanesworth North), and tennis courts are in terrible condition.
Ill thought-out repairs to Memorial Park. Poorly managed as well. Substandard final product. Figure out how to properly use tennis courts at Robinhood Park. Where is parking? Poorly maintained. Read earlier comments on costly but dysfunctional 'work-out' improvements to the north former tennis court at Memorial Park. Fix the tennis courts at Monroe with similar surface but resurfaced. Install well-constructed tennis backboards at all tennis courts; then maintain. Easy low-cost method to improve tennis skills for young and old.
Trees south of the Rec Center and trees at Robinhood Park are diseased and need to be trimmed.
Pesticides sprayed at Stone Monroe on grass in field where kids run around and picnic on the grass. Would prefer a more environmentally friendly + safer alternative. I don't think the programs offered are especially interesting.
Tennis courts at Yena and Robinhood are poorly maintained. Offerings of many adult classes are during the day/typical work hours. Would prefer more weekend/evening availability.
Improve Beach Oak design. Fix or replace tennis courts at Robin Hood Park. If keep them, then also add a couple basketball goals to the area. Improve the baseball fields at Robin Hood Park. Add bike racks in Memorial Park by playground and basketball court. Renovate community center or build new gym to accommodate indoor basketball and volleyball and include a fitness room to conduct classes. Add features to improve drainage at parks
I just retired and would like to take advantage of exercise programs geared to seniors such as Yoga or Zumba.
Every thing is great except the day and times don't work for mw
Caregiving taking up much of my free time so little use of facilities. Generally appreciative of the services offered.
Beach Oak Park need an overhaul. One reason we purchased our home was due to the extensive plans for that park (purchased the lot next door for expansion) with new equipment, courts, and splash pad. My son was a newborn at that time and I worry by the time the park district gets it together, he will be too old to be enjoy.
Maintenance of baseball fields could be improved. Memorial Park is often littered with trash (playground, open space)
We need indoor gym space for our youth and the parks should be taking care of the baseball fields instead of leaving it up to the little League. Shame!
One basketball rim on a sand tennis court at stone/Monroe is ridiculous Also, tear out the storage? structure that is literally in the playground area at Stone/Monroe. I see kids climb up and jump off constantly. I see little kids too scared to get down once they climb up. It's a severe injury waiting to happen Zero indoor fitness/recreation for adults. Please buy that nuclear society building and create indoor space for everyone I pay non-resident monthly fees to oak Brook to use their workout facilities due to zero options in LGP
Two areas of fitness I am interested in, walking and swimming, require indoor facilities for the cold weather months. Our park district offers neither. Adult fitness classes are frequently offered at times that do not accommodate working adults that do not work within 30 minutes of LGP, it is difficult to make a 6 or 6:30pm class when commuting from the Loop.
Would like indoor options for exercising and pickle ball in the evening
Not sure what is happening at the other parks but someone really likes to mow. They mow whether there is a need to or not. The collapsing flagstone wall skirting the amphitheater is in such disrepair that it's an accident/possible lawsuit waiting to happen. I may be incorrect but I haven't come across any park property that has been returned to its "natural state".
Need a fitness center, with equipment. Need an outdoor community pool.
Some parks are more neglected than others. Walking track would be nice. Dog park would be nice.
I didn't respond dissatisfied, but Beach Ave Park needs rehab & beautification.
I feel very unaware of Park District events, such as summer music, theater, etc. Where are these advertised? Our family loves these kinds of things, and we had no idea that they existed in the last year since moving to LGP. We would also like to note that litter can be an issue at parks and playgrounds sometimes. Our daughter has food allergies, so food litter can be especially problematic for our family.
Would like indoor tennis and racket ball courts to be competitive with surrounding areas
I want more community park district programs for my 8+ year olds. We can do a STEM program, cooking, baking, Valentine's Day special events etc. Currently we make use of Park District of Lagrange for most of our recreational programs. I wish it is made available in our own community
Fitness opportunities for adults are limited
I think there should be more lights around Memorial Park.
No treatment of Blighted trees or commitment to educate on the dangers of persistent chemicals being used to care for people's lawns.

QUESTION 20

<p>I would like to see some activities for kids under 3 to do with their parents .</p> <p>Lack of programs for older children and adults. Seems that programming is all for infants/toddlers and senior citizens</p> <p>We typically walk to all of the surrounding parks and the sidewalks are pretty uneven and cause trip hazards. We use Beach Oak park almost every day and the overall cleanliness and landscaping can be improved. Basketball court is an eye sore. Sandbox should be removed. Overall, park has improved since we've lived here but could still use some more TLC.</p> <p>At Memorial Park, there's a piece of playground equipment (surfboard?) that's been removed long ago with nothing to replace it, the tetherball at the new exercise courts has been repeatedly damaged (couldn't this be predicted - why was this ever installed?), the bocce and cornhole courts are weed infested</p> <p>We want better bands at the concerts in memorial park. It would be nice to have some free painting classes for adults. It would be nice if there could be some way to connect with adults interested in casual bike rides, either on the Forest Preserve paths or over local roads.</p> <p>I would like more programming for adults. The CPD tries very hard to serve youth activity needs but falls down. I'm pretty certain that senior citizen needs entail more than card games and movies.</p> <p>I feel like the tennis courts were a bit neglected, and we seem to allow kids and others to use the courts for other things and just fooling around. (Gee I sound like a grumpy old person!) Please keep the nets and courts in nice shape!</p> <p>not enough programs offered for those 65 or older; e.g. day trips, craft programs, exercise classes for older folks. Memorial Park could be kept cleaner but a big part of the problem is that those who use the park do not clean up after themselves and leave trash and food on the grass.</p> <p>I would just like to say, I was a little bit sad when I filled out this survey because it reminded me of all the great things about LGP that we took advantage of when my son was a toddler, school age and adolescent!! We had him in all sports, summer camps and were at all the parks daily!! What a wonderful area to raise a child!!!</p> <p>Need a gym, indoor sports facility and a pool</p> <p>You guys are doing a great job, I love the new offerings you are trying out. My son loves afternoon antics and tennis every summer. Nerf warz was great for him.</p> <p>Baseball fields at Robinhood don't have "dugouts" or benches for the kids Robinhood could use a walking track around the perimeter of the park Regarding indoor, there is not an option for residents to walk inside anywhere... the park district building is very small</p> <p>I believe that there should be some rally boards available, at each park, for individual's to practice skillsets, for sports which require team participation; in which, team presence is not readily available, consistently. I believe the boards should allow space for 2-4 people. *Not skateboards. Backboards for Volleyball, Tennis, Pickleball, etc.</p> <p>Bocce ball and cornhole areas are not maintained and look disgusting.</p> <p>Tennis courts were in poor condition</p> <p>Don't use, hope use some in the spring.</p> <p>Specifically, I feel intimidated by people from other villages that use the basketball court. I would not be comfortable going there to play basketball with my kids. In general it makes memorial park a less desirable place to let my kids go and hang out</p> <p>Unaware of archery recreation</p> <p>Robinhood Park tennis courts are unusable for tennis.</p> <p>Stone and Monroe Park need the tennis courts to be redone.</p> <p>Evening exercise classes for employed adults.</p> <p>Please update black oak park, needs a refresh, especially the basketball court. Thanks!</p> <p>I think that Beach Oak Park is very underdeveloped. The back basketball court area is being completely wasted. There is a lot of underutilized space at that park that could be much better maintained and planned around.</p> <p>Soccer fields are limited. General upkeep is poor too- grass gets long and also not reseeded. Goals being tied up makes hard to use. Nets need replacing.</p> <p>The Village and the Park District have failed to maintain or improve the greenscape/landscaping in the Village. Maintenance of healthy trees has been sorely neglected, leading to the loss of otherwise healthy trees. Trees (at times, apparently healthy) are removed without being replaced. There is a conspicuous lack of planning and imagination in utilizing native plants,swales, retention ponds and, yes, trees in meeting our current water management and weather in light of current and future climate change. I have lived here for over 25 years after growing up in nearby Riverside. The contrast in planning, conservancy, and restoration between the two communities is as astounding given the very similar property tax rates particularly in recent years.</p> <p>It would be wonderful if Hanesworth & Robinhood baseball fields were maintained and updated in conjunction with LGP little league. I've only seen LGP little league volunteers take care of these fields. So many children and adults utilize these areas. It would really be great to keep these facilities up to date, clean, well maintained. Hanesworth south baseball field could use a higher backstop to keep foul balls, people out of Barnsdale Rd. Would greatly increase safety. Thank you!</p>
--

QUESTION 20

<p>Yena park is a disgrace. Hanesworth is amazing for the boys but the girls softball gets nothing. Horrible fields, no concessions, no restroom, no concessions, no scoreboard. They don't even have outfield fences. Plus they have to share with soccer. It's embarrassing and teaches our girls that they are worth less than the boys. It's no surprise that fewer girls want to play softball in La Grange Park than in the neighboring towns. It makes me very angry.</p>
NEED DOG PARK
I am satisfied
you do not offer programs I like to do. euchre would be great instead of pinocle. adult trivia nights.
Would like to see improvements to stone Monroe park. In general it would be nice to see all of the parks updated with rubber bottoms vs wood chips.
Is Beach Oak Park really worth having? If so, it should be updated to look and be more inviting for kids to play.
When the baseball fields aren't being used by teams during the summer, the dirt infields generally are not in good condition.
I didn't know we had pickle ball. Would possibly check that out. Can we check out equipment? I guess it has been covid so haven't done much indoors, but have walked in parks and forest. I feel like I am uninformed of the community programs. Sometimes very hard to keep track of everything there is to know and read. Thanks for asking.
There are no group fitness classes in the evening/weekends for those of us that work. There is no fitness center with treadmills/ellipticals etc.
Please be a greener town, since it's essential going forward. Think about maintenance implications for adverse climate change. Also, please keep tennis courts maintained. Robin good and yena park courts are very poor.
The signs that do not allow dogs on leashes to walk through the parks. I was yelled at by a park district member when I walked through a park with my dog on a leash.
Not enough options
I would like to see more programs for seniors
Would like to see affordable indoor pickleball during the winter
Days and times of fitness classes don't seem to work with my schedule
Overall, The park district has a wealth of programming and great spaces located walking distance from most homes in LGP. We look forward to sending our 2+ yo to ready teddy, which we've heard great things, and using more programming in the future. Regarding the parks, they have no soft-scape to speak of, and are dominated by sport space. In many cases the sport space is in significant disrepair. We must take care of the deferred maintenance and add considerable thought to soft-scape (landscape design). This will improve the appearance and desirability of our parks, while also increasing home values. I am whole-heartedly against spending community funds to construct new buildings to house gyms, pools, courts, etc. that can currently be provided by the many schools in our neighborhoods. If people desire niche recreational activities, they can join private clubs. Additionally, people in search of a dog park can go to Cermak and 1st ave (5 min drive), where the forest preserve has an exceptional space for dogs. We should absolutely not consider removing parkland to construct a dog park. Thank you for inviting our input on this! We are excited to see what comes out of this plan.
Your outside maintenance staff are some of the nicest and best around, I feel they need more support. They can't seem to keep up. Weeds run rampant at all your parks on fence lines. The bathrooms at Hanesworth have no hot water Stone Monroe and all your pairs need more or better garbage cans and they need to be emptied on weekends
There should be sidewalks around the perimeter of Yena park. Also there should be real permanent bathrooms that are clean and well maintained.
Parks need to be updated (especially Beach Oak).
My son had a wonderful experience in the Ready Teddy program. We planned to enroll our daughter in it his past fall, upon learning that Ms Hallowed was no longer part of the program researched other options. We elected to send her to Creative World Montessori instead. It is such a loss to the Ready Teddy program to not have Ms Hallowed.
Tennis courts leave something to be desired. In neighboring communities they utilize the tennis courts for ice rinks in the winter, could be a nice addition for winter offerings.
I feel that Yena park could be better maintained. By spring, the mulch is mud, especially being used by the school children. I wish it would be remulched earlier in the season. Also, the sand in the volleyball court always has bugs/bees/flies. Not sure if anything can be done with that.
Field surfaces at Hanesworth. Not at all smooth. Players hit the ball harder at that age. Bad bounces are eventually going to smash someone in the face.
I think there could be more events in Memorial Park maybe an Oktoberfest, something for the 4th of July, etc. The tree lighting ceremony this year was disappointing. I also think the LGP Library doesn't offer enough baby classes.
Would love indoor sport courts, gym, pool.
Parks could be updated. Other towns have much better parks and splash pad could be enlarged/updated
Being senior's We would love to have a indoor walking track.

QUESTION 20

Youth basketball coach was late several times. Some children were dropped off and without the coach there, it poses a safety concern for these children.
Not many classes offered on the weekends for kids who are under 3. When you are a working parent you can't utilize those day classes when you have to send your child to daycare.
Senior programming only offered during the day, nothing in evenings/nights. Little to No special events (other than day trips) for adults (I did see the new crazy wig night). What about a road rally, adult scavenger hunt, game night, trivia night, cardboard sled races, cardboard regatta, dog play dates, wine and paint party, make it and take it meal prepping, etc, etc
Seems like there is a heavy focus on kids, which I totally understand. There is no real facilities for adults. No gym, indoor basketball courts, pool, etc
Most of the parks are beautiful. I only have concern about our closest park: Beach Oak. The smaller playset is in bad shape and the basketball courts are in horrible shape. When asked about sustainability I gave low marks just due to the amount of waste produced at Ready Teddy. We love LGPI!
More yoga related classes
I feel that more/better nighttime lighting is needed as many youths are going into parks at night to drink alcohol and create troubles in our area.
Parks have been neglected on maintenance & upgrades. Think this is a start thanks for doing survey & getting our input!
There simply are not enough Park District indoor options for fitness.
We are one of the very few communities along with La Grange that have NO public swimming pool for summer. This is a disgrace which reflects profit based priorities and discriminatory planning in this community. Not only do we pay high property taxes, but increasing green space and available space is always sold to private builders who make great profit with constructing more and more unsustainable housing. Now we have more traffic, noise, flooding, loss of green space, and decreased quality of life due to all the "vibrancy". Can we at least use the former American Nuclear Society building and former Oak School to benefit the community instead of profits for builders.? Perhaps a nature center and native garden, an indoor rec center with pool?
After the shooting at Yena how could at least signs not go up that say parks are closed at dusk? There are people walking around in the prks all the time at night. Should have built a bigger rec center, one with a basketball court etc.
The parks need more accessible play equipment for disabled kids. Especially accessible swings & fencing around play equipment.
Satisfied
For many programs we end up going to either La Grange or Western Springs to find the content that we need. La Grange Park doesn't have the offerings/facilities to offer some of the things both the adults and children in our household want.
A fitness center, indoor walking track would be great
My two girls beg to be in gymnastics but it seems to be significantly higher cost than other sports. If I remember correctly, ~\$140/mo for 4 one hour sessions.
I wish there was an indoor walking track
I've already mentioned that the walking path through Robinhood should be maintained by filling in the big crack gaps.
We could use a gym like LaGrange has-
Better quality for softball fields. They are not maintained equitable to baseball.
The tennis courts at Yena Park need servicing. Are they going to be updated? Remodeled into pickleball?
No indoor walking track
There are hardly any programs for adults who are not senior citizens.
There are almost no activities geared to older working people who have no children in the household and are not available during the day.
Would love to see this playgrounds be updated.
Limited activities for 60+ adults.
Would like to see more indoor fitness
Not a large variety of adult programming. Could utilize memorial park band shell more
The Stone Monroe tennis court is super grainy like it's falling apart. It could use some TLC.
Parks and amphitheater are underwhelming in terms of landscaping. Annual & perennial plants and flowers professionally planned would upgrade all parks & amphitheater. Compared to other villages- Lagrange Park could focus a bit on what is aesthetic not just functional.
New to Lagrange Park and was difficult ultimately to find summer camps- we moved at the end of May
Unclear if there is an indoor track to use.

QUESTION 20

you asked if I was happy with a walking track and I didn't know that there is one - I use the indoor track of La Grange park district My daughter is 9 and loves cooking and baking. I would like for her to do that but you don't offer that for her age. I'd be able to get a bunch of kids on my block that would love to sign up for a class like that.

Would like to see one indoor facility similar to LaGrange Park District facility with track, indoor basketball court, weight room, playground.

Not dissatisfied but wish we had an indoor rec center (and a pool!) We do SO many things via the LaGrange park district since they have indoor space.

Beach/Oak Park, it is just run down. It needs to be updated, and cleaned. I don't know why the basketball courts were taken down. Now it is just a vacan over grown mess. The bees come in the summer, and the sand is always gross. It would be nice to have mores swings, and fix the little park. The train needs to be fixed or updated. It stinks that Memorial Park is given so much attn when this one is in really bad shape.

More options for recreational activities for kids aged 6-12 that have more options for times. Also, more community-wide activities.

I think Beach Oak Park needs cosmetic updates that would help in terms of safety and aesthetic.

Primarily directed to Yena Park. After the shooting took place no action was taken to do much, trees taken down for visibility but nothing to make the grounds attraction. All money is being put into memorial park and neighboring towns are utilizing that park. If all our parks were taken care of people in Lagrange park would be happy and proud to live in The village. Living across from Yena taking care of our property and the village isn't taking care of what I have to see outside my front window is very disappointing. Money came up as an issue when we all met at Yena Park, yet funds are available for Memorial. How are you ensuring that all neighbor parks are equally updated and cared for. Maybe it's time to sell the property to a developer that will build some nice homes and increase our property value. Versus allowing our parks to look run down like we live in a poor community doing nothing for the value of the tax payers homes.

Beach Oak Park remains an eye sore and unsavory characters either hang out there or will park and watch children there. We have had several issues with potential "bad actors" calling for kids to come over to their vehicles.

Safety needs to be top priority. Need cameras and lighting.

No options that would work for what I'm looking for, either time wise or interest wise

Times for adult tennis and pickle ball not helpful to working adults. Beach Oak park is a disgrace. You'd never let stone Monroe look like that. It's an embarrassment

A large, indoor recreation space would be an amazing addition!

We spend a lot of time at Stone Monroe, Robinhood, and Hanesworth for LGPLL...i would love to see these places in better shape.

There are not enough programs for the under 2 kids.

I wish that Brookfield residents were included as residents of the park district. Since Brookfield doesn't have a park district, I think we would utilize CP of Lagrange Park more, if we were included as residents.

- basketball courts at beach oak park are in terrible shape and there are no hoops. Would love to see that restored so kids can play bball. - Indoor fitness facility, walking track, etc. would be great in LGP! I am not aware of those options in LGP- only in la grange

Memorial park pathways are covered in ice, which prevents their use for running or walking in winter.

The Memorial Park tennis court update was very nicely done. Need to upgrade the main playground structures at parks, need a dog park, need a pool or gym in LGP. Some parks are in really bad shape (Beach Oak Park) and dangerous to kids.

Please provide more Yoga classes. Once per month is far from sufficient. Please publicize the Yoga classes you presently offer.

Would love to see programming for adults that aren't exclusive to seniors or just fitness related. Board game nights, book clubs, etc. So incredibly important during this pandemic to stay connected and have community and there seems to be a huge gap in resources for adults here..

Up until 2021, I rented the Community Room annually for a family party of about 100 people. Because of Covid, I have not had the opportunity to rent the facility for the past 2 years. The workers at the facility were always attentive and personable.

Extremely sub-par fields and parks in light of the level of taxes assessed and compared to other suburban park districts. Very few trees, landscaping is poor. No real softball fields, no soccer fields. Indoor facilities are lacking--no basketball courts or indoor turf fields. Parks typically have a lot of garbage. Yena Park had a shooting that was not adequately addressed, yet all softball is held at Yena (despite lack of scoreboard, fences, etc.)

I have found that the programs for my child are not very good, or have bad times. Many when she was younger were far too late at night for a child her age.

Summer camps don't go all day. No indoor play space like bb courts

Greater police presence at parks occasionally would be welcome. The shots fired at Yena Park last summer were alarming since we use the park almost daily in the summer.

Wish we had a bigger Rex center with more variety and more youth sports league opportunities

QUESTION 20

<p>In recent years the park district is treating the town Little League Association poorly. The Little League is made up by people who live in LaGrange Park. The Little League should be put first in regards to use of the baseball and softball fields, over AYSO or any other outside organization. The boys and girls that play baseball and softball here, live here with their families and should be treated first when it comes to use of the towns fields. The Park District should also work with the league and board to help schedule and facilitate maintenance issues for the fields to keep them in too shape. The league is consistently capturing over 500 kids for the spring season to play baseball and softball, so the playability of the fields must be maintained.</p>
<p>I am concerned about the safety in our parks most recently Yena late last year.</p>
<p>Unfortunately rude on the phone. Would have loved to take a few classes myself. Looked online, couldn't find answers. Called and person on the phone was not interested in helping. Finally got through to someone to help and was very sad to learn that full registration is required to participate in classes. I would have had to miss a few classes.</p>
<p>I would like to see an option for baseball or softball for adult men and or co-Ed.</p>

QUESTION 21

Are there programs at the Park District that you or members of your household feel should be developed or expanded? Please rank your top four choices. (Write "1" next to your top choice; "2" for your 2nd choice; "3" for your 3rd choice; and a "4" for your 4th choice. Please rank only 4 items and leave all other options blank.)

Other: (Please Specify Program and Ranking)

Dog park - 1
Community Pool 1
Early childhood recreation activities 1
1 youth sports leagues
1-dog park
00001
Youth Ninja, 4
00004
Programs for kids under 3
00004
Pool 1
00002
Nerf wars
4 chess clubs for kids/adults
00001
00004
3. Develop a fitness center like the one in LaGrange.

QUESTION 22

Are there any other recreation programs or services the Community Park District of La Grange Park does not currently offer that your household needs or desires?
(Please fill in the box below)

Open-Ended Response

Group tennis instruction, a gym, aquatics, a community center within the Harding woods vicinity
Juneteenth celebration and community education
Over 35-40 age sports leagues, women's sports leagues or pick-up game times/availability - (basketball/soccer). Ice Skating Rink in winter. Children and Adult language lessons (together/separate). Community events focused on diversity or community service (clean our parks day, plant trees or paint a mural) where kids can get involved in the maintenance and beautification of the parks and their community. LEGO themed classes/camps. Summer camp specialty themed weeks (1/2 day or full day) in addition to Single or weekly classes in the summer.
Swimming, also would love to have a local dog park, Beach oak park is in need of a complete makeover
More preschool age programs offered during evenings and weekends for parents who work full time and cannot attend with their children during the weekdays.
Community pool
Stained glass. Cooking. Prairie Style Gardening would be wonderful.
Early childhood recreation activities (ages 0-4)
dog park
Casino bus trips, plays, vacation bus trips, outings, indoor movies & lectures need more adult/senior programs
A dog park Tennis back boards Pickle ball/tennis courts combined
Adult cooking classes.
Special Ed focused groups. For sports or other activities. Allowing parents or caregivers to come support their kids during play. Inclusion is great but many parents would like for their kids to meet other kids just like them.
Teen babysitting certification, foreign language classes (German, French, etc), wine tastings, a community pool, an auditorium, circus arts for adults
Volunteer service projects for families to do together.
There needs to be a dog park where dogs can run and play off leash.
Expand the community center. Have indoor basketball courts, teen area with board games, electronics, art area. A swimming pool. I love our community but there is not much to offer our kids at the community center. It would be great for our kids to have a bigger community center that they can ride their bikes to that offered a lot of activities and open gym.
Ukulele classes Community ice rink Add a free, accessible sled library at Memorial Park sled hill for all community members to use (people can borrow sleds and return when done)
Speed reading, cpr certification,
Pickle ball. Art classes and cooking vegetarian for adults.
Thank you for all that you do for La Grange Park!
Youth basketball and volleyball. Continue baseball and softball programs.
Activities for Seniors with handicaps, i.e - wheelchair bound
Adult board game nights.
indoor gym to accommodate basketball and volleyball and other sports
Outdoor ice rink, batting cages at Memorial
Indoor gym space, outdoor pool. Why doesn't this town have a public pool?
Workout facility for adults.
dog park swimming pool
Mentioning in vain, I know, access to a pool and field house
Outdoor community pool

QUESTION 22

Ice skating in the parks
More "natural" playscapes would be nice - large rocks and logs to climb on, manmade shallow creek feature, etc. We went to a park like this near Cincinnati this summer and it was amazing.
Yes many. I would suggest looking into PDLG brochure.
Fests. Better walking path. Gym. Pool.
An indoor facility for kids to play in the winter. Either an indoor playground or a field house/gym.
Bike Club for adults to ride together.
Please note: This survey has been tricky to complete. We have not used the CPD for over 2 years due to COVID. Otherwise, I love the yoga, zumba, etc. that is offered. And my kids who have now aged out used to love the dance classes and much more. My answers would be much different if it weren't for COVID.
adult day trips
Indoor sports facility, exercise facility and pool
Low key badminton for adults, I've had several conversations with people looking for this in our community and surrounding areas. Not really offered anywhere.
Rally Boards
Yes. Shuttle services should be provided for seniors to get to classes at the community park district of la Grange park
Movies in the park is a good idea but I have never heard about any in La Grange Park.
Gardening, landscaping, native plants, eco-friendly yard care.
Adult literature reading clubs, adult chess clubs, outdoor exercise programs in the spring/summer/fall, such as yoga, HIT, cycling clubs, running clubs, etc.
Fitness Center
Swimming. Perhaps you could partner with another community or school.
Food drive
Build a gym and fitness center.
racquet ball lessons?
dog park
Fitness center with equipment
Gardening. Why do we not have community gardens near apartments especially?
indoor winter pickleball, social adult dance lessons
Fitness Center
A nice community fitness center and gym for LGP The y is brutal and local places are expensive
Swim lessons
There should be more places to play basketball than just the one court at memorial that often has had one of the rims damaged and unusable.
Heard that the LGPK Garden Club may be disbanding due to covid protocols, member age, plus the lack of wi-fi for elder members. And, this is after 90 years in LGPK! Would garden interests be something the CPD sees as a possibility? I.E., demonstrations, how-to information, birding, community beautification?
A basketball league for younger kids. With a coach and same teammates playing against other teams. Similar to LG and Pleasantdale Park Districts.
Group fitness instruction at Memorial park
Yoga or workout classes in Memorial Park in the summer would be nice. Offering prenatal classes would be nice too.
Offerings on Saturdays and Sundays for kids and adults
Programs for kids under 3
See previous comment
This might fall under Community Events... Halloween or other holiday activities
Travel
Computer education classes
Fishing Club

QUESTION 22

Swimming pool... either outdoor, indoor, or both
None
We have utilized music class offerings and sports offerings that neighboring cities provide.
Enrichment classes for kids 2-2.5 years old. Music is great but maybe a toddler/Teddy Toddler art class or something similar! I'd like to get that age group more involved before they start the teddy toddler program.
A dog park that is fenced in where we can let the dog off the leash to run around
We need a dog park!
Pickleball court at Yena!
More need wars for kids
Outdoor ice skating rink in the winter Before / after school care Extended hours for Ready Teddy
Ballroom dance lessons. Partner with Village Field Club to allow adult swim a couple mornings each week.
Dog Park
I enjoyed the outdoor yoga during COVID at Robinhood Park. More outdoor programs would be great! I would like to learn to play pickle ball at the new courts. Please offer more classes for this. Still not comfortable participating at indoor exercise programs therefore I have not registered for any indoor classes.
Zip line
indoor walking track
Adult Theatre
Cooking or baking for my 9yo
Not without a rec center or pool!
Flag football for youth
Just looking for more availability overall. You're doing great!
Dog park
Middle school options. Most programs seem to be for younger kids, fewer options for older kids.
bring spanish back - 2
More programs for kids under 2
One event we could participate in as a family per month would be nice.
Dog park, indoor basketball courts, swimming lessons/pool
Ballroom dance lessons
Again, I would direct as much of the budget as possible towards upgrading/expanding the parks, fields and facilities, specifically adding indoor court spaces and turf fields. Creating actual softball fields. Making Hanesworth more attractive, cleaner, etc.
Basketball league. Stop letting LaGrange take all our kids for basketball, but we need a fitness center to make that happen

QUESTION 23

Should the Park District develop or expand indoor recreational opportunities? Please rank your top four choices. (Write "1" next to your top choice; "2" for your 2nd choice; "3" for your 3rd choice; and a "4" for your 4th choice. Please rank only 4 items and leave all other options blank.)
Other: (Please Specify Program and Ranking)

Pool 1 indoor playground 4
Indoor play space for babies and toddlers
Indoor play space (like Fox's in Westchester or indoor playground in LG)
00001
The park district is in need of park district facilities that mimic the Park District of La Grange
No strong opinion
1-indoor and outdoor swimming pools; see Oak Brook Park District
2 Field House or Rec. Center 3. Outdoor pool 4. Indoor pool
Indoor playground
2 - indoor playground equipment
1 indoor tennis and racket ball
Fitness Center-1
Pool
1 - Indoor Tennis Courts
4: consider indoor playground
Indoor dog agility course-1
Indoor soccer
Perhaps consider a swimming pool
3 - exercise equipment such as weights, stationary bikes, etc
Pool 4
Swimming pool 1
Dog park 2
Small gym for young children similar to Lagrange
Dog Park 3
Fix Beach Oak First

QUESTION 24

Are there any other indoor recreation facilities or amenities that Community Park District of La Grange Park does not currently offer that your household needs or desires? (Please fill in the box below)

Open-Ended Response

An indoor space for babies and toddlers to have open play.
Indoor tennis courts
6 indoor running track
Indoor children's play area (like at LaGrange Park District or Westchester Park District)
Community Pool open to the public
Adult yoga, dance classes tap & Pilates stretching etc, Movies
Indoor walking track and golf simulator.
Aquatics
Pool, exercise machines, gymnastics gym,
Pool
Swimming Pool
Swimming pool would be great!
Indoor fitness center.
Hainesworth facility seems poorly conceived and under-used.
Golf lessons
Indoor playground
Swimming pool.
indoor gym for basketball and volleyball and other sports
Pool
pool
A nice workout facility for adults
indoor and outdoor swimming pools
POOL!!
Full gym
Swimming pool
Would love to see a fitness center which offers personal training and classes.
Indoor play area
Fitness facility
Walking path. Gym. Open gym space. Basketball. Volley ball.
An indoor facility for kids to play in the winter. I don't believe there is a community gymnasium or field house available for open gym.
I'd love to have an indoor pool but recognize this is extremely expensive and has high liability. But, it would be on a wish list if no taxes went up!
Indoor sports facility, exercise facility and pool
Racquetball 4
i WOULD LOVE TO HAVE TO HAVE AN OUTDOOR OR INDOOR ARCHERY RANGE (WHERE USE IS PREDICATED ON AT LEAST ONE PERSON PER GROUP BEING "THE RANGE OFFICER" (30MIN TRAINING BY PARK STAFF)) AVAILABLE (BASICALLY RANGE WITH A BACKSTOP, EVERYTHING ELSE UP TO USERS
Indoor playground,
Classes that can be participated in via zoom, for older adults who cannot attend group classes
Fitness center
Art or craft classes

QUESTION 24

euchre group
I would have had more to say when I was a bit younger.
Pool
Fitness Center
Absolutely no new indoor space should be added for any of these purposes above. Golf simulator/indoor batting cages/climbing wall? I refuse to subsidize these niche recreation activities. I hope these are not seriously in consideration. We should focus on real community needs and basic park maintenance first. I doubt even Hinsdale has these programs in their park district.
Pool! I know, doubtful but would be sweet
Bike racks to be securely kept while enjoying the parks.
An indoor rec center for families or a gym that offers child care
Pool!
I'm taking Adult Basic tap class right now. I hope they will offer a Tap 2 after this so I don't have to repeat the same basic tap class again.
Indoor soccer
Swimming pool!!
None
Having an indoor playground for kids and also have the indoor golf simulator for adults would be excellent. Instruction area for classes would be great also.
Partner with discounted rates to local pools
Nothing at this time
Dog park
Bad timing to ask about using/adding indoor recreational space when many are not comfortable using these during Covid.
Rec Center, Pool
Wish list item would be to expand relationship with a local pool
Dog park
ALL Of these are AMAZING ideas!! It would make La Grange Park the BEST place to live in the state if it had a facility that offered these things! I would NEVER move.
indoor tennis
Pool
Treadmill
I would add indoor turf field for soccer (as well as at least one actual usable soccer field beyond the very young AYSO level). Focus more on facilities and children and less on adults and "special events." Desperately need indoor courts and gym space in this climate for our children
We have rented space in the LG Pk District and outside dance space because LGP does not offer this.
Fitness center
Indoor playground for kids under 5 to use in the winter. La Grange and Westmont both have these amenities and we'd definitely use it over the winter many times

QUESTION 26

The Park District desires to provide opportunities for all its residents to lead a healthy life. What facilities, programs, and amenities would inspire you or your household to lead a healthier life? (Please fill in the box below)

Open-Ended Response

See previous responses
Community garden, pool, gym, indoor activities during winter
Basketball courts at Robinhood Park
More opportunities to participate in physical activities with other adults.
Indoor walking track
Walking trails through parks
A health club like the one in La Grange
Senior exercise and senior programs
More group fitness classes, swimming, indoor walking track
Walking track
Tennis courts, indoor track
Having a pool for summer activity, exercise
More opportunities aimed at people in the 40-60 age group who work during the day
family yoga/fitness/cooking
Family friendly events
more trails to walk
A community pool- fenced in area for dogs.
Community gardening, yoga, comedy, Pilates, historical lectures tours
Dog friendly areas
Gym, indoor/outdoor pool
Challenges, competitions
A pool.
Indoor walking track
Swimming pool, ice rink, outdoor ping pong tables, more active options in parks
Family programs in the preserves
Fitness amenities
Indoor Pickleball Courts Winter / Inclement Weather
Indoor fitness center.
none
Indoor walking track
Indoor walking track, Adult Board Game Night, Ballroom or Swing Dancing classes, swimming pool.
Farmers Market in LP would be nice.
Memorial Park serves my needs.
A few indoor facilities that did not cost hundreds of dollars per year.
Continue yoga, offer meditation
indoor gym for basketball, volleyball, etc, better tennis courts at Robin Hood Park, and outdoor walking track
Senior exercise and other programs that keep me engaged with people after retirement
Fitness center and walking paths like Oakbrook
Yes

QUESTION 26

Cannot think of anything
Pickleball and fitness court
Partner w Y for both organizations to improve adult fitness classes
gym space
A large workout facility with lots of space.
swimming; dog park
Tai Chi
More facilities for indoor fitness activities
A pool, an field house with a track, etc.
Indoor fitness center, walking track
Clean eating / cooking classes
I would love to see a full gym (like Oakbrook, Orland Park) and community pool.
More indoor options for the long winter!
Fitness center.
Indoor classes and events for school age children
Fitness facility
A gym
Community gardebmb and education center. Chicken coops.
Indoor track to walk around in winter
None
Silver Sneakers and/or other similar medicare programs for medicare members
Walking tracks. More Yoga classes. Virtual competitions similar to the 100 Mile Morton Arboretum January challenge.
Have free seminars on what our recycling program actually allows to be recycled and how to do it properly. Additionally, have free seminar on the yardwaste/composting containers (available for extra cost). I think many people don't understand that service and it would help make us more green.
I use the indoor walking track in La Grange daily would like one here.
Indoor track
Gym with elevated indoor track
Farmers Market
(A) Community-supported agriculture (CSA) - create a partnership with a farmer and organization for LGP families to buy into a weekly or bi-weekly box of fresh produce. (B) Gardening classes to encourage growing fresh produce. (C) Village-supported, cost-neutral composting program - to create less waste and create a healthier shared living environment, (D) outdoor walkable dog park to spend more time outside, (E) more biking and walking paths that cross the railroad tracks (i.e., in between 31st, Harding, etc.), (F) a hard-surface backboard or wall on one side of the tennis courts for people to play individually/practice.
fitness classes (cycling, yoga, stretch, strength) offered via online platforms.
Seniors with disabilities exercise programs
Indoor walking or fitness
Better gym facilities. Our local YMCA is pathetic.
Better YMCA gym
Gym / Fitness center
outdoor circuit training as Westchester has. We go there to use theirs.
Gym
dog park
exercise facility with equipment

QUESTION 26

Availability of adult classes evenings and weekends. Most current programs that interest me are held in the middle of the work day.
Group walking
Adult fitness
Group fitness classes at times when working people can attend, fitness center, indoor walking track, yoga/mediation classes.
A indoor walking path
More green initiatives
Tai Chi
More walking/running/biking paths
none
a workout gym facility with machines
N/A
Easy, affordable access to programs, greater awareness of programs
More opportunities to get physical activities indoors when the weather is bad/too cold
Outdoor family friendly events.
Nutrition programs and meal planning
Indoor Track
Pickle ball, tennis, exercise area, playground (encouraging grandchildren), availability to bike or walk.
Community garden, Edible Gardening classes, native planting, community park clean ups, outdoor fitness classes
The existing offerings are fantastic for this - honestly it's a matter of our own time. If there were some sort of childcare for small children (2-4) during some of the adult programs we might be able to do more of them.
Indoor walking track
I would love to see some updated park equipment for children
Perhaps a fitness center with indoor treadmills and weight lifting such as dumb bells
Open gym.
Track, pool
Park district gym facility
Indoor pool
Walking paths that are dog friendly
exercise programs offered in the evenings
Walking indoor track
Kids 5K race, kids fitness challenges, outdoor scavenger hunts
Indoor sports programming for the very long winter
indoor basketball courts, indoor track, weights, some type of rec center
Walking club, group exercise class geared toward aging bodies or "regular" people, partnerships with park districts and gyms with neighboring towns
Walking track
Safer roads and sidewalks for pedestrian and bike commuters.
healthy cooking class options
Cooking classes
Multiple Use Recreation Facility
Swimming pools, public, either outdoor or indoor preferably both.
Bball court
playgrounds with simulators

QUESTION 26

Having a walking track for winter and indoor gym area would be great.
Coordinate a produce pick up, dinner club
Fitness center
Full gym or outdoor track
Indoor walking track or pool
Less involvement with Strive- focus more on the free group classes led by other members of the community- they have to much stake with our park district and community
Small group adult fitness/activities
Nutrition programs
Indoor gym facilities
Affordable adult fitness programs - kickboxing and dance, specifically
Swimming Pool
We create our own active lifestyle.
Gym, walking track
Update gym
Health & Fitness club
Bring back La Grange Park festival
Skating rinks
Outdoor recreation
Pickleball
Dog park
More senior activities
Exercise programs for seniors
if a gym. walking track was part of the Medicare plan so we can use for free - take classes free or less money
Need an onsite gym and theatre space for year-round concerts and plays
More group fitness/training options
Health club
More pool availability, indoor ice skating
Keep the community parks clean and updated
Indoor gym and indoor open gym area for kids
More frequent interactive lectures with subject matter experts
dog park and indoor basketball/volleyball courts
Adult Pilates, other adult fitness classes that working adults can attend.
gyms - fitness centers
family cooking class
An indoor gym with multipurpose courts, kids activities, adult programs, etc.
Indoor fitness center(s)
more variety in programs and times available
indoor running track, open gym time for kids
you offer lots of exercise classes and there are beautiful parks with fitness equip in LGP. I can't think of anything else
parent / child yoga, parent / child karate, run events like Spooky Sprint
Fitness center, gym and pool
Additional Yoga classes, well publicized

QUESTION 26

Indoor courts (basketball and volleyball); indoor turf soccer field; indoor walking track
Indoor gym space is critical when outdoor activities are not an option in the winter.
similar to La Grange Recreation facility
Ongoing trail maintenance of the Salt Creek Trail
community swimming pool
exercise classes for mothers and daughters (ages 11 and up)
outdoor yoga at Yena, farmer's market
Fitness center
If childcare was included for adult fitness classes
We enjoy our neighborhood so perhaps neighborhood events like the S'more event at Yena
Water features
walks in park or on an indoor track
I would like to see more nature based programming connecting wellness and outdoor living/education (nature walks/farm to table cooking/plant identification)

QUESTION 27

What is your top priority for the Community Park District of La Grange Park in the next three to five years? (Please fill in the box below)

Open-Ended Response

To have recreational offerings within walking distance of Harding Woods. So much opportunity exists to use the schools and the Nuclear Society property.

Safety

More diverse and inclusive programming

Utilize Robinhood Park for more adult activities.

Expand options for families.

More teen programming

More green space parks with landscaped walking and biking trails.

security and more adult programs in the evenings

Exercise and educational programs.

Swim facility/dog park/walking track

Please fix up the tennis courts and playground equipment at all parks.

Community pool

To make sure all parks and facilities are maintained well and improved as needed while ensuring a positive environmental impact

Provide better park maintenance and activities for young children ages 0-5

Get to know my neighbors!

make the parks dog friendly with bags available to pick up dog poop, allow dogs in all parks, find a location for a fenced in dog park

Fenced in area for dogs to run and play.

Not limiting programs priority to children & put end to bullying in sports by parents & students

Expanded adult programs for adults without kids at home, but not seniors yet.

Building a facility that can support what other park districts in the area have to offer.

To expand its facilities and offerings for adult programming

Ability to cross Ogden Road safely.

Dog park and getting better fields for sports for kids

Pollinator gardens at each park in the district. Community members could be involved in the planting.

Yea

Improve the playgrounds at Robinhood, Beach Oak to have more interesting options for kids. Think about cool play opportunities like Spring Rock Park (Western Springs) and Rehm Park (Oak Park)

No more masks

Increase options for youth activities, adult wellness, bus trips, and entertainment

Park safety from crime and theft. New equipment stolen at Memorial and gun shots at parks is unacceptable!

Get our parks back in shape. They've been neglected for the past 10+ years.

Maintain what we have. Cure Memorial Park. Target concentrated uses for specific parks.

none

Develop more adult (non-family) activities for residents who do not have young children.

Don't spread chemicals on the grass in areas where kids play

I skimmed some of the master plan docs on homepage, the goals and recommendations show a real interest in serving the community at large.

Better sledding space accommodations at Memorial Park and elsewhere.

More offerings for adult community engagement

#1 TOP To continue to participate in SEASPAR.

Get all outdoor equipment and facilities up to good condition. Create more indoor gym space for sports

QUESTION 27

Same
Fitness center
Wednesday dance classes after daycare around noon
Maintaining green spaces
resurface tennis courts and a gym
Keep the parks safe and clean
gym
Fitness for myself community events and youth programs for my kids and family swimming facilities
A comprehensive guide to what is available on an on going basis, swimming, volleyball, cost of renting a room. . . .
Provide true indoor gym/fitness space. The current LGP "Rec Center" operates almost exclusively as a preschool.
To create "native green land/spaces" out of currently (mowed) areas
Fitness center
Upgrade Robinhood and Monroe park playing equipment
Maintain programming. The additional partnerships with local businesses (martial arts, Fit4mom, etc.) are a welcome
More community building events. Something to help people get to know one another. Classes are great, but people tend to focus on their own kid and then leave without an opportunity to get to know each other.
Indoor expansion
Fitness center.
Expand the facility. Bring more recreational programs. Build an indoor gym and play area.
Fitness facility
Indoor gym space and coir space and walking path
More STEM programs for kids, more kid programs
Commitment to eco friendly
Better programs for youth/teen and adults
Programs for toddlers for working parents
Indoor gym (or field house) with indoor track. Or indoor green space for kids and families to play in the winter.
Kids programming
Tennis courts / water fountains!!!
More visibility in community, more usage by residents.
Upkeep of the tennis courts (not everyone wants to play pickeball!) Continued evening programs like yoga and zumba. A track would be awesome!
expand
Programs for all age groups. Serving families & children is important it keeps the town an attractive place to live.
Sports for kids
safety
preschool programming
Programming
badminton
Walking path around Robinhood Park. expand the rec center for gym and walking track (inside) accommodation.
Rally Boards
1. Shuttle service to the park district. 2. More yoga classes3. Indoor track for walking
Keep the parks clean and safe.

QUESTION 27

Community swimming pool
Indoor play spaces for kids, expand early child programs/elementary programs
Dog Park!
Engagement
Trees, native plants, landscape planning, design and implementation that create a functional green space designed to meet current and future challenges due to climate change.
Fixing up the softball fields at Yena.
Maintain facilities
Modernize some of the parks, improve equipment, lighting
Another grocery shop
Expand existing building
dog park
More or updated facilities.
stated above
Offer a variety of activities for kids
keep youth activities so the kids have some where to be
Focus programming on adults--majority of programming is for youth, seniors and then adults. This would require an adequate physical space.
More green initiatives
Indoor swimming pool
Safe programs
To not get hurt playing tennis on Robinhood or Yena tennis courts
playing pickleball
Better maintenance of existing facilities.
a gym with exercise equipment
Deal with the extreme deferred maintenance at our parks
Although we live in Westchester, we frequently use other communities park districts. I really like the Oak Brook Park District and the events they hold. Also, they are very good with communicating their programs through email and social media. I would love to use LGP more, but often aren't aware of the programs.
Fitness center and gym, full size with high ceilings for hoops and other activities
More opportunities to get physical activities indoors when the weather is bad/too cold
Updating more of the parks
would be nice to have access to a community pool for lap swimming
Youth Baseball
Continue to improve baseball and softball fields at Hanesworth, Yena, Stone/Monroe and Yena
Security at parks using outdoor video cameras and emergency help buttons.
Ice skating
Maintain the good quality of the park spaces
Safe and engaging parks
Field surfaces.
More community events
softball fields
Summer camp
Update parks

QUESTION 27

keep parks and outdoor spaces updated
Indoor walking track
Additional classes offered on weekends for kids under 3
Expanded indoor adult sports programming
Childrens programs
Same as above. Encouraging biking in LGP, bike lanes, more racks, etc
beach/oak park is very sad. It feels like the kids on this part of LGP are neglected.
Exercise/ walking
Have the teams that use ball fields clean them after usage each time, as we have cleaned park after games and we should not have to do this.
Maintain the park facilities we have & keep rentals LOCAL!
A rec center that functions more like the PD of LaGrange that has space for more fitness opportunities instead of being mainly for preschool.
Swimming pools, as stated above.
I hope you expand the rec center
Accessible play equipment at the parks for kids with disabilities & fencing around the play areas.
Playgrounds
Before my kids get old enough to stop appreciating opportunities would be great to have additional programs they can take advantage of rather than going to other suburbs for content.
Support families with young children, childcare
More indoor fitness opportunities
Activities for families, not just child/adult fitness or classes
Fix up beach oak park!
Indoor walking track
Maintaining great park spaces
Park redo.
fix up forgotten parks. Expand indoor activities. (Bigger rec center?)
Better quality softball fields
Pickleball Court at Yena Park
Before and after school care (preschool through elementary age)
No basketball courts at Robinhood Park
Use funds wisely and efficiently to spruce up and maintain facilities
fix tennis courts at stone monroe
Programs and facilities for all residents, not just children and teens
Growth for teenagers
Ballroom Dance classes
Continue to reach out to residents to ensure needs are being met. This survey is a good first step. Memorial Park is great, our showcase.
Dog park
Outdoor programs
Safer LaGrange road crossing
To provide fun family activities that are also geared towards adults.
Pickleball
Off leash dog park
Clean and maintain the parks more often, and have onsite security.

QUESTION 27

Sport and youth activities
More educational options
Indoor Pickleball
Indoor facility similar to LaGrange Park District
Clean up Beach/Oak park
Make better (cleaner, safer) parks for the kids.
Gym
Safe space and programming for children
security at Yena
Beach Oak Park
An indoor multi-purpose/gym.
Indoor fitness center(s)
We have 500 plus kids that are in LGPLL, would love to see an emphasis on keeping their facilities in great condition
continue to improve
Toddler programs
swimming pool!
Indoor fitness/recreation center
Getting a pool in either La Grange, LGP, Brookfield or Western Springs
Indoor basketball courts (which are multi-purpose and can also be used for volleyball, pickleball, etc)
Additional Yoga classes, well publicized.
Indoor courts and turf field
Provide a gym space, catch up to other Park Districts that offer more programs indoors.
not sure
Upgrade the playground equipments / children's play area. Compared to other districts LGP upgrading is really needed.
Community garden
Park & trail maintenance
swimming pool
Not requiring masks or vaccine for all ages to participate in indoor and outdoor events
Better facilities
Put the town leagues first
Expanding outdoor events, community opportunities, concerts, splashpads, etc. Thanks!
Use funds wisely and efficiently to spruce up and maintain facilities
Ponds/live areas
park district events in parks safer park paths
Improving access to indoor spaces and activities

QUESTION 33

How have you or members of your household found out about the programs and services offered by the Community Park District of La Grange Park? (Please mark all that apply)

Other (Please Specify)

I usually have to look up stuff on my own. Outreach isn't amazing.

LGP village emails

Facebook moms group

Weekly email from village.

Weekly Village emails.

Village of LP newsletters and emails

Sign by Memorial Park and LaGrange Road

Mail

Emails through PTO

Village eNews

Park district mail

We haven't really been aware of a lot of the available programs village emails

School newsletters

They aren't in the paper until they are over.

Weekly La Grange Park email; Rose Clippings

Village's Friday email

Village newsletter

Accident

Facebook groups

I know someone who worked there so I only know to look out for the online brochure- otherwise I would not have known or thought about it! I miss getting the brochure in the mail.

School newsletters

Ogden PTC

Social media

Yoga teacher teaches LGP Yoga class

I look thing up

QUESTION 34

If you or members of your household require accommodations to participate in recreation activities that are offered by the Community Park District of La Grange Park, are these services easily accessible? (Please mark one)

Please explain if necessary:

I'm not sure what this means. We have a daughter with cognitive delays and who uses a wheelchair. Currently she attends activities through SEASPAR. I believe our town contributes funds for that through the park district. Otherwise, I do not know the accessibility of your activities.

Greater accessibility for seniors with walkers and wheelchairs

Don't don't know what services are offered

I don't know - have not checked -don't need right now

I have no idea how to get my child any accommodations to attend CPD activities. I have no idea if his therapy animal is allowed.

QUESTION 35

Does an individual in your household require accommodations in the form of social/emotional support, physical assistance, or adaptive equipment? (Please mark one)

Please explain if necessary

Need more supports for balance. Example: bars to hold onto for balance when doing yoga

QUESTION 36

Please use the space below to share any additional thoughts that might assist the Community Park District of La Grange Park and its partners in developing more inclusive recreation programming.
Open-Ended Response

Hire an expert who will make this a priority. Not everyone has internet. Not ever speaks English.
The Park District needs to serve a more diverse population. It seems like all/most services are directed toward families with school age children. The activity level of adults with no/grown children is increasing and the Park District needs to serve that population. I don't feel that you do at this time.
Please fix up the tennis courts in the parks on the east side of town (Robinhood and Yena parks). Thanks in advance.
Playgrounds in LGP are not currently accessible to those with physical or social/emotional disabilities. Staff who work with children would all benefit from diversity and inclusion training (because everyone benefits from that!). Trauma informed education and learning about assisting children with IEPs, learning difficulties, or behavioral issues would also be beneficial. This would greatly help parents in the community to know their children are understood and well-cared for during park district classes and events.
Parks should be patrolled more often by police especially at night. Need more garbage cans or distribute them better.
As long as our town contributes to SEASPAR I'm happy.
Mail to every household (includes apartments)a brochure outlining an overview of the facilities (indoors and outside), programs, etc. available. (E.g. is there actually an indoor running track? I had no idea!) This doesn't have to be quarterly; an overview could be every 3 years or so, but would clearly include information on how to learn more about specific current program/facility offerings. Specific quarterly or seasonal offerings.
You really need theatre space.
Use the board effectively to develop facilities. Target programs for youth and seniors. Particularly youth summer programs.
None
In Elmhurst, each park has an adaptive piece of equipment for children to enjoy.
Nothing addressed ongoing concerns nor impact of the pandemic.
I love having Seaspar as an option for my child.
In or out of district should pay the same.
Indoor gym space, public pool.
Many seniors are aging in place and are socially isolated. Multi-generational opportunities to socialize would be hugely beneficial to this group, such as teens teaching seniors how to use tablets, smartphones and smart home devices, all ages book clubs, seniors offering their yards for community gardens, etc
The all you for working hard and making LGP a great place to raise a family. Hopefully some of the older equipment at a few of the parks will be updated in the next few years.
Never seen any requests for input before doing major projects.
If the park district is considering going to referendum, please be transparent in terms of the cost to taxpayers. You have already issued bonds that have increased our taxes, and while there were special hearings, communication was minimal and most residents are unaware. The condition of Beach-Oak is a travesty and should be the first priority for improvement. Additionally, the tennis courts at Robin Hood Park are a mess and need to be fixed. Let's spread the wealth beyond Memorial Park.
I think you should expand your environmental friendly plantings (native plants). We should have many more native plants and be able to sell them to residents.
Indoor courts and playfields are needed badly
Just got my tax bill today. Nearly what my parents pay in lg and they have lovely indoor gym and facilities to work out. Bad day to send me the survey
STOP USING WOKE TERMS!!! EQUITY VS EQUALITY. REALLY!!!
I believe that Rally Boards will be a great asset for inclusion.
Need transportation for senior services and individual ma To disabilities to get to park district classes and programs
I think community Park District does a good job of making all programs available to all people. Frankly I'm pretty tired of hearing the words Inclusive and equity. People need to carry their own weight and pay their own way.
Community swimming pool would be a great addition.
Why are there suddenly two organizations? What is the difference.? Why can't they just work together and not duplicate overhead?

QUESTION 36

<p>This is a bigger problem. Crossing La Grange Road to get to Memorial Park is ver dangerous for families on the West side of LaGrange Park. A solution is needed. Either improve the road safety or a better park (soccer goals etc) in Harding Woods</p>
<p>please see my prior comments.</p>
<p>Outdoor ice skating or improved sledding area for kids is needed</p>
<p>More Bike Racka</p>
<p>I live at Plymouth Place, which is developing the East Campus starting in April. The East Campus has about 8+ acres of space with a duck pond. It is perfect for passive recreation and outdoor walks (weather permitting).</p>
<p>I wish there were a gym with work out equipment; treadmill, elliptical, etc.</p>
<p>Greater awareness of programs would be the most helpful.</p>
<p>Hiring staff that are skilled in working with individuals with disabilities (e.g. special education teachers, therapists, spec rec staff)</p>
<p>I fully support group usage of the basketball courts and sand VB courts in Memorial Park, including the social media street ball gathering a few months ago. However, when walking around Memorial Park these areas are often very littered. I wish any users would be accountable for this mess. I don't know what the solution is (bigger garbage cans, emptied more frequently, more signs etc) I also think food vendors or food trucks would be a fun and practical addition to the summer concert series in Memorial Park. It would be nice to not have to cook those evenings and try new food.</p>
<p>I really appreciated that the park district did not comply with the vaccine mandates for ages 5+ and took more of a logical and inclusive approach. I do, however, wish that this was true for ALL adults and for all opportunities provided by the park district. If vaccination status doesn't prevent transmission, there is no logical reason for this. The vaccine is not one size fits all, and poses a health concern for many people who already have natural immunity to begin with. As an organization focused on the health of the community, this should be considered moving forward. Health advice does not only come from the government and local health departments. There are plenty of other expert opinions on the subject that differ and should be included.</p>
<p>Instructor training in dealing with children/adults with various needs.</p>
<p>More dog friendly spaces, walking paths, update parks, rock climbing wall</p>
<p>The park district should look into partnering up with elementary the school district to offer a back to school bash to welcome the children back to school every year.</p>
<p>Clear snow as quick as we need to on our properties.</p>
<p>I already did... see question 19</p>
<p>Build a gym, hookup water lines again in the parks to be able to waterdown the baseball fields, they are super dusty.</p>
<p>None</p>
<p>Village does not have a full size soccer field. The existing rec center does not compare to adjacent villages in the area</p>
<p>The staff is wonderful and very friendly! I can tell they work hard to support and help the community- great job!</p>
<p>No basketball courts at Robinhood Park</p>
<p>A dog park would be nice.</p>
<p>we need a dog park</p>
<p>Thank you for asking the residents this question.</p>
<p>It would be nice if the VFC was in a better location. Or if LGP park district had its own pool. The Western Springs community pool and LFC is closer to some LGP residents, better kept and has more activities. Many of these pool also have extremely long waiting list so people are interested!</p>
<p>Senior Citizens who are not computer literate, or on Social Media have no way of knowing what the CPD offers. Perhaps you can find out the addresses of senior citizens, and mail print copies of brochures, or a large postcard with a listing of events that might interest them, and contact info. At present, you have freezed them out.</p>
<p>In general, job well done.</p>
<p>Please have classes such as tumbling for 18 months old. The only class you have for under 2 is music and that is not enough.</p>
<p>It would be really nice if CPD and PDLG and LADSE had a more cooperative relationship show we could figure out what activities exist for our child who has special needs.</p>
<p>Please include prominently on your website the time and place of your Library Yoga classes. More Yoga classes would be better. Please publicize the classes you offer presently.</p>

QUESTION 36

Purchase land and build indoor courts and turf fields, ideally with a walking track. Improve appearance/landscaping, etc. of Hanesworth and other parks to make La Grange Park comparable to other suburbs, including many with far lower taxes
We would love to see more opportunities in LGP and not have go to WS, and LG for dance, volleyball and basketball opportunities.
thank you
Many thanks for including the community in future plans and development!

QUESTION 37

After reflecting about your previous survey question responses, are there any additional comments you would like to share with the Park District to help guide the strategic plan? (Please fill in the box below)

Open-Ended Response

Staff should receive required training on implicit bias.

Glad you are conducting a survey. Hope you look at the needs of each part of LaGrange Park and figure out ways to provide what is missing.

All resources have gone to Memorial Park while other parks have been ignored.

DNA

I think a community pool in one of the parks would be a huge asset for LGP. We are missing that in this community.

Thank you for providing this opportunity. Please keep involving the community.

I would love to see a dog park in the plans

Not sure

If I knew more about what was available (facilities) or being offered (programs) I might discover something I am interested in.

Keep up the good work and keep adding more resources to the parks and enhance our community. Think about community art projects in the parks, more native plants and sustainable features to connect LGP to nature and being outside. It would be great to have an outdoor ice rink in Memorial Park, swimming pool, and anything to keep enhancing our community.

I appreciate you reaching out to the community for feedback and look forward to learning more about the plan.

Great idea to get input. Consider all the parks to be a clean slate. Past mistakes are mistakes. Move past, correct, and focus.

None

The huge lights on the ballfields north of the Rec Center stay on till Midnight - even in the winter. (The light pollution is disturbing and is a waste of energy.)

As seniors we feel pretty removed from the Park District programs

Not sure how you are addressing climate change or severe weather (eg extreme summer heat). Still, I appreciate your work to plan and serve our community, especially supporting families.

I have been looking at the programs (before I got this survey), but covid restrictions have stopped me from signing up. Once things open up more, I hope to participate in some of the programs.

Brothers and sisters in the same class should get a break in price

Thank you for your work.

Please consider making the existing parks better before expanding. Additionally, the two parks that need the most attention are in the parts of town that are least financially sound.

Impressed with overall programming and especially Memorial Park development. Enjoy the open space of the fields, too.

Take care of your fields. Dont make baseball do it.

Keep making/sending the brochures for seasonal programs- do not switch to computer please

None

Have more programs in the brochure pertaining to MLK, President day (significance), Groundhog Day, Hanukkah, Diwali, and much more

An indoor fitness center and track would benefit the community.

Keep up the great work.

Dog park as green space

We use the parks every single day when it is warm out but feel limited during the winter. An expansion of indoor facilities and recreational opportunities would be very valuable to us.

Specifically an indoor green space or field house with a large enough area to play and walk.

I will most likely be less likely to sign up for things if I don't get the physical brochure. I am 100% all for being sustainable, but I know myself and if it's not right in front of me in a "to do" pile I will never get around to signing up for things. Other than that, I've always been happy with the park district.

I

QUESTION 37

I think the CPD board does a great job of offering a vast array of programs and facilities for people to enjoy. I feel they are fiscally responsible in the way they administer available resources
It would be nice to have a Farmers Market
We no longer use Part District programs but did when our kids were young.
Alternative energy efforts are a waste of time and money. It gives me a bad impression when organizations advertise that. It leaves the impression that they aren't serious people.
I love our park district and appreciate all you guys do. Things I'd love to see going forward are updating beach park, having more "special" events like the Christmas public works parade, story time at the park, etc. more fun community building events are always welcomed. Thanks again
There are so many families and individuals with dogs in LGP. Even though there were no questions on the survey in which residents could select an option to "vote" for dog-and-pet friendly spaces, I hope it is under consideration by the Park District! I'm glad you all are asking and thinking about inclusion practices. I highly support better recycling in the Village.
Dog park might be nice too.
No
Thanks for all your efforts
Thank you for giving the community this opportunity!
Womens softball should have competent umpires. We shouldn't have to deal with ones that no one else wants.
If the bond is paid off, I think it's time to expand the building.
I'm sorry the new equipment at memorial park just east of the library has such a limited usage and is not user friendly. As I mentioned before a circuit training similar to those in Westchester would be SO much better, for all ages and abilities.
like the availability of port-a-potties for walks. Thanks for all you do. I realize you include information at the bottom of the Village of LGP weekly email. It's so long though and it comes out on a Friday when you just don't want to read another email.
Questionnaire was way too long.
More cooking classes; tennis leagues; wiffle ball leagues; knitting class
We live near the Cook County Forest Preserves. Work with them.
no
None
Probably limited on land, but the park district needs a great indoor facility that has fitness center, gym, meetings rooms, etc all in one. You want to throw an indoor pool in there also, that would be great Your maintenance staff (ray and crew) are some of the best, please support them as they seem to be spread thin
overall, the park district is great and provides a lot of lovely offerings that our kids have enjoyed
NO dog parks; cannot be controlled off-leash and destroy the grass through ripping grassroots (Park Jr. High example), defecation, and erosion. Once a child is bitten or knocked down, it's too late to take control measures. The parks are for 2 legged humans and not 4 legged animals.
There is quite a bit of research supporting natural play spaces as wonderful for children developing body awareness. The benefits of getting children outdoors and experiencing nature. Offering nature conservation classes to develop a curiosity for the natural world is something I think would benefit our children.
The existing parks and services are fantastic and I would love to see them continue that way.
You've done a great job so far. Keep building on that. No need to go crazy changing everything. Just build up what you have already built.
I'm not aware of all the events or classes taking place. I think there need to be more options for babies.
this survey was WAY too long.....I didn't think it would actually take 20 minutes, I wouldn't have even taken it if I knew that....
Would be nice to see a local dog park
You've done a great job so far. Keep building on that. No need to go crazy changing everything. Just build up what you have already built.
I think my answers to use questions over last 24 months were impacted by the status of pandemic... under normal conditions would have had higher usage of park district services.

QUESTION 37

<p>equalling out the budget to all parts of LGP. Finding more for teens to do. I hate to point this out, but data for this survey will be flawed due to the wording of questions. The questions specifically ask for involvement in the last 24 months/2 years. With COVID protocols the numbers will be skewed as participation will have been lower than normal during this entire specified time. That qualification basically brings us to the start of the shutdown.</p>
<p>1. Swimming pool!! Either outdoor or indoor, public 2. Area of former Am Nuclear Society must be used for the benefit of our COMMUNITY, not for real estate profit! None</p>
<p>Survey is way too long</p>
<p>The lack of indoor space and program offerings compared to other suburbs is disappointing. Understand space is limited but would hope CPD is looking at options to expand this type of space and programs. Hate going to other suburbs to find what we want.</p>
<p>If you could find a way to develop a program(s) that would help kids deal with the social/educational effects that covid may have on their development. Their childhood has been changed drastically because of it.</p>
<p>I've always wished that whole park district building street (with the empty warehouse?) could be ALL park district and pool and rec center stuff! If I was very rich I'd donate to do that 😊</p>
<p>The band shell is a great asset. Should be used more often when weather permits</p>
<p>We love events like the Haunted Trolley that get everyone out in the community enjoying the amenities and one another -- really contributes to a lively, "small town" feel that makes you want to raise a family here. Would love to see more cooperation with Brook Park in terms of before and after school options. There are not enough spots or flexibility to serve all BP families with what they currently offer. Would also love to see more expansive Ready Teddy services. We LOVE the school, but the limited hours and extension options makes it super difficult to swing as working parents. Or, would love to see Ready Teddy partner with other caretaking individuals or organizations to help with what to do with kids before and after preschool. Also, we'd LOVE to see an outdoor ice rink in the winter! We are patronizing other communities a ton for this reason right now. Thanks!</p>
<p>No basketball courts at Robinhood Park not at this time</p>
<p>More localized programming to foster community. More adult programs, utilize memorial Park more!</p>
<p>Please do more cooperative programs with other park districts in the area. It is unfortunate that all of the area park districts and the YMCA couldn't have built a big recreation center together that could have included an indoor pool. Instead LaGrange, LaGrange Park, and Western Springs all built their own facilities that lack an indoor pool. The YMCA was supposed to be a temporary location in LaGrange Park. Cooperation and communication between park districts could be more effective and efficient.</p>
<p>I live that the park district offers activities at a reasonable price. So many sports have become so pricey that it makes it hard to try things out. We are looking forward to the summer sports and activities that are offered!</p>
<p>Dog friendly spaces are the future. LGP is behind on this trend. At least 1 dog friendly park would be great!</p>
<p>We had lots of 'i don't know' answers since we really don't use the services of the park district. I do take Gentle Yoga through the LaGrange Park district originally through the LP park district catalogue. Is there a Facebook page for the park district?</p>
<p>I applaud partnerships with businesses to defray costs of certain programs, but what happens if/when those businesses go belly up? Will Strive for Fitness sell off the equipment on the new Pickleball court to pay creditors? It seems that our tax dollars should be able to pay for many of the programs that the CPD is asking residents to pay for.</p>
<p>Please make sure that any updates done to our parks are updates that are sustainable over a period of time. For example, there is a basketball court at Beach Oak. But it is awful shape. That is not what I wish to see for the future updates that the park gets. If it is put into a park- it should look good for the duration that it stays at the park. We need to do better to make our parks look good.</p>
<p>None</p>
<p>swimming pool!</p>
<p>Thank you for your hard work. Some programs have very low participation. It's time to cut unused programs and fund multi-use indoor sport courts or a find outdoor space for a dog park. Dogs in Harding Woods currently use the tennis court as a dog park which is not ideal. Kids in Harding Woods currently use the tennis court for basketball which is also not ideal. Kids in Harding Woods use the tennis court for soccer and baseball.</p>

QUESTION 37

<p>The paper class schedule of classes at the Recreation Center is something I miss. Online is a fine addition, but please restore the paper version as well.</p> <p>Form a committee to look into getting adequate indoor space and provide different potential options, have public meetings re same. Publish information so that community can weigh in.</p>
<p>A gym for sports activities or rental space is needed in LGP.</p> <p>I don't think LGP should offer the same things as LaGrange but rather focus on a community need not being met either right now. For example, starting a community garden and/or food donation program, workshops on how to impact climate change in your indoor/outdoor space. 1 off art/stem/athletic events that don't require a full semester commitment.</p>
<p>no</p>
<p>We love LaGrange Park, the Community Park District and all that's available to us! The Park District was our second home during the Ready Teddy, Footlight years, summer camp + more. We look forward to many continued years of enjoying our parks and the many services offered to us locally with our now teenagers. Love the concerts in the park, too. Keep up the great work and thanks for all you do to keep the community involved and promote recreation/wellness.</p>



Tapestry Segmentation Area Profile

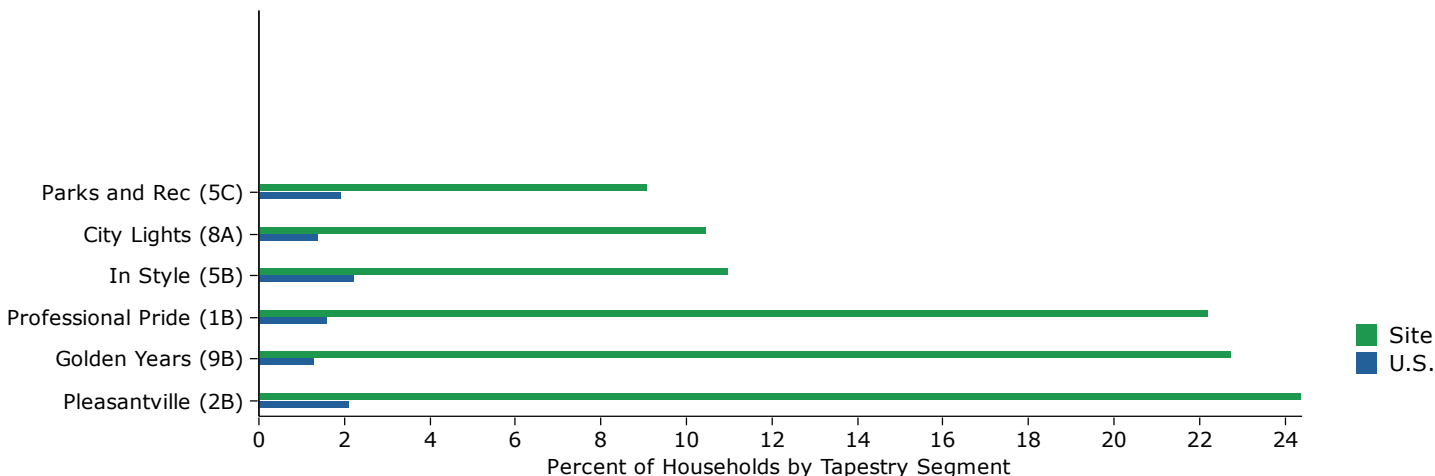
LA GRANGE PARK
Area: 2.24 square miles

Prepared by Esri

Top Twenty Tapestry Segments

Rank	Tapestry Segment	2021 Households		2021 U.S. Households		Index
		Percent	Cumulative Percent	Percent	Cumulative Percent	
1	Pleasantville (2B)	24.4%	24.4%	2.1%	2.1%	1143
2	Golden Years (9B)	22.7%	47.1%	1.3%	3.5%	1,715
3	Professional Pride (1B)	22.2%	69.4%	1.6%	5.1%	1,363
4	In Style (5B)	11.0%	80.4%	2.2%	7.3%	492
5	City Lights (8A)	10.5%	90.9%	1.4%	8.8%	737
	Subtotal	90.8%		8.6%		
6	Parks and Rec (5C)	9.1%	100.0%	2.0%	10.7%	466
	Subtotal	9.1%		2.0%		
	Total	100.0%		10.7%		934

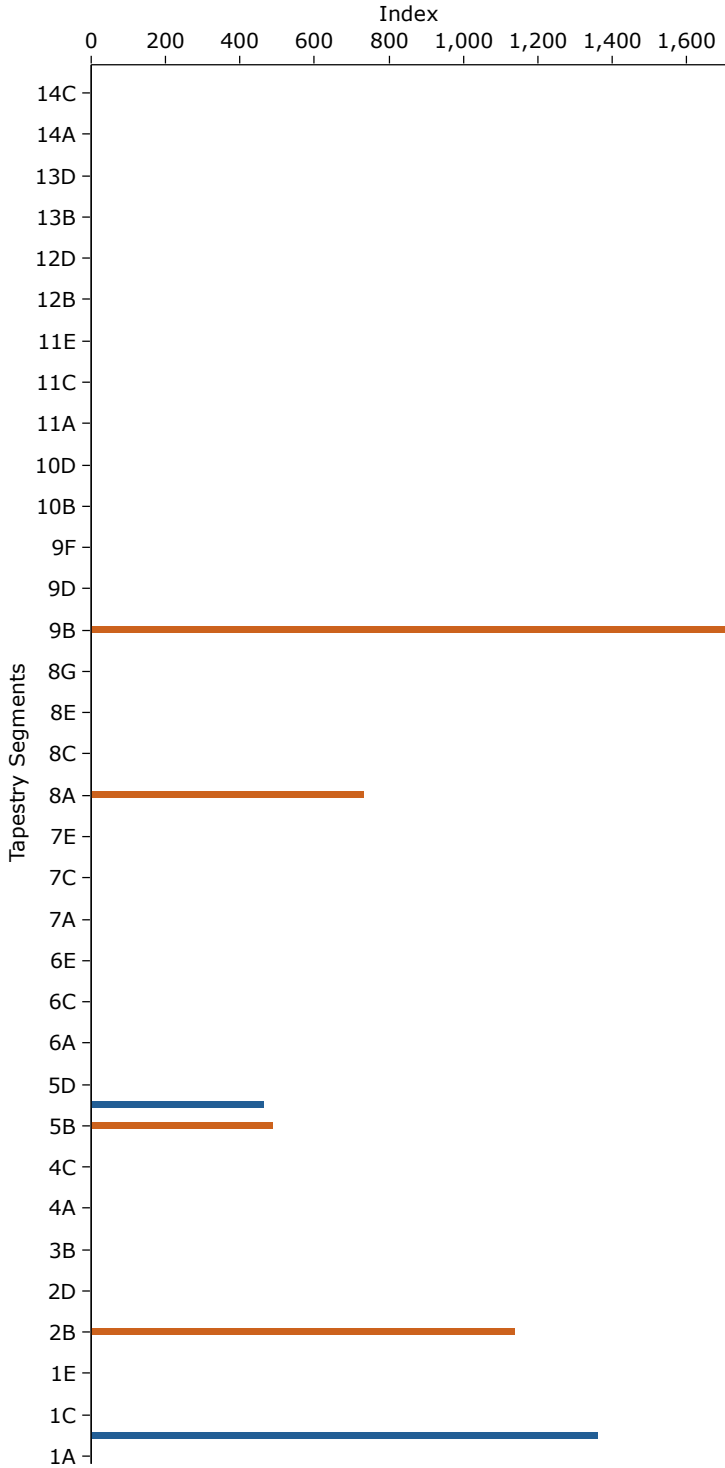
Top Ten Tapestry Segments Site vs. U.S.



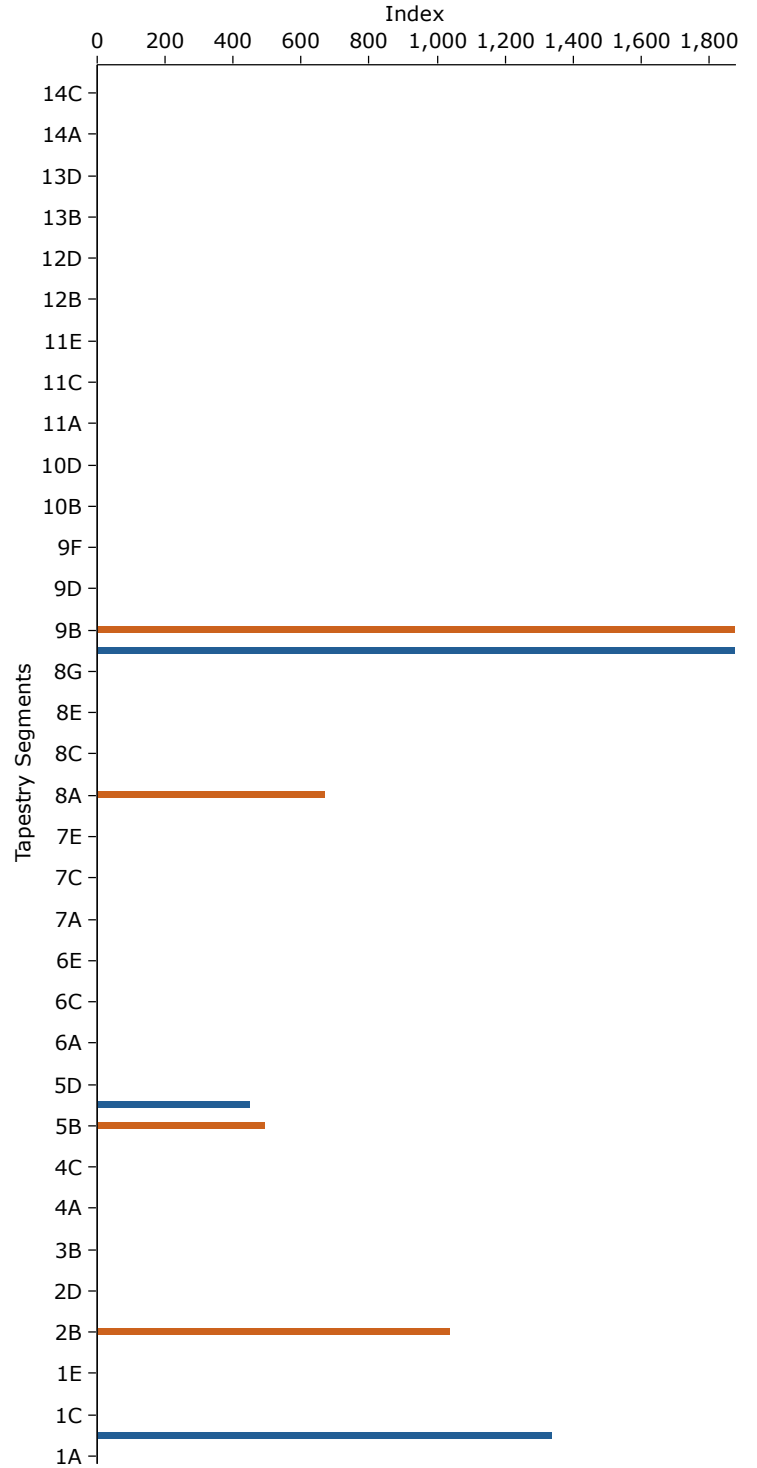
Data Note: This report identifies neighborhood segments in the area, and describes the socioeconomic quality of the immediate neighborhood. The index is a comparison of the percent of households or Total Population 18+ in the area, by Tapestry segment, to the percent of households or Total Population 18+ in the United States, by segment. An index of 100 is the US average.

Source: Esri

2021 Tapestry Indexes by Households



2021 Tapestry Indexes by Total Population 18+



Data Note: This report identifies neighborhood segments in the area, and describes the socioeconomic quality of the immediate neighborhood. The index is a comparison of the percent of households or Total Population 18+ in the area, by Tapestry segment, to the percent of households or Total Population 18+ in the United States, by segment. An index of 100 is the US average.

Source: Esri



Tapestry Segmentation Area Profile

LA GRANGE PARK
Area: 2.24 square miles

Prepared by Esri

Tapestry LifeMode Groups	2021 Households			2021 Adult Population		
	Number	Percent	Index	Number	Percent	Index
Total:	5,244	100.0%		10,149	100.0%	
1. Affluent Estates	1,166	22.2%	222	2,498	24.6%	231
Top Tier (1A)	0	0.0%	0	0	0.0%	0
Professional Pride (1B)	1,166	22.2%	1364	2,498	24.6%	1339
Boomburbs (1C)	0	0.0%	0	0	0.0%	0
Savvy Suburbanites (1D)	0	0.0%	0	0	0.0%	0
Exurbanites (1E)	0	0.0%	0	0	0.0%	0
2. Upscale Avenues	1,280	24.4%	440	2,512	24.8%	427
Urban Chic (2A)	0	0.0%	0	0	0.0%	0
Pleasantville (2B)	1,280	24.4%	1,143	2,512	24.8%	1,039
Pacific Heights (2C)	0	0.0%	0	0	0.0%	0
Enterprising Professionals (2D)	0	0.0%	0	0	0.0%	0
3. Uptown Individuals	0	0.0%	0	0	0.0%	0
Laptops and Lattes (3A)	0	0.0%	0	0	0.0%	0
Metro Renters (3B)	0	0.0%	0	0	0.0%	0
Trendsetters (3C)	0	0.0%	0	0	0.0%	0
4. Family Landscapes	0	0.0%	0	0	0.0%	0
Workday Drive (4A)	0	0.0%	0	0	0.0%	0
Home Improvement (4B)	0	0.0%	0	0	0.0%	0
Middleburg (4C)	0	0.0%	0	0	0.0%	0
5. GenXurban	1,055	20.1%	179	1,924	19.0%	176
Comfortable Empty Nesters (5A)	0	0.0%	0	0	0.0%	0
In Style (5B)	577	11.0%	492	1,049	10.3%	496
Parks and Rec (5C)	478	9.1%	466	875	8.6%	452
Rustbelt Traditions (5D)	0	0.0%	0	0	0.0%	0
Midlife Constants (5E)	0	0.0%	0	0	0.0%	0
6. Cozy Country Living	0	0.0%	0	0	0.0%	0
Green Acres (6A)	0	0.0%	0	0	0.0%	0
Salt of the Earth (6B)	0	0.0%	0	0	0.0%	0
The Great Outdoors (6C)	0	0.0%	0	0	0.0%	0
Prairie Living (6D)	0	0.0%	0	0	0.0%	0
Rural Resort Dwellers (6E)	0	0.0%	0	0	0.0%	0
Heartland Communities (6F)	0	0.0%	0	0	0.0%	0
7. Sprouting Explorers	0	0.0%	0	0	0.0%	0
Up and Coming Families (7A)	0	0.0%	0	0	0.0%	0
Urban Villages (7B)	0	0.0%	0	0	0.0%	0
Urban Edge Families (7C)	0	0.0%	0	0	0.0%	0
Forging Opportunity (7D)	0	0.0%	0	0	0.0%	0
Farm to Table (7E)	0	0.0%	0	0	0.0%	0
Southwestern Families (7F)	0	0.0%	0	0	0.0%	0

Data Note: This report identifies neighborhood segments in the area, and describes the socioeconomic quality of the immediate neighborhood. The index is a comparison of the percent of households or Total Population 18+ in the area, by Tapestry segment, to the percent of households or Total Population 18+ in the United States, by segment. An index of 100 is the US average.

Source: Esri



Tapestry Segmentation Area Profile

LA GRANGE PARK
Area: 2.24 square miles

Prepared by Esri

Tapestry LifeMode Groups	2021 Households			2021 Adult Population		
	Number	Percent	Index	Number	Percent	Index
Total:	5,244	100.0%		10,149	100.0%	
8. Middle Ground	550	10.5%	97	988	9.7%	97
City Lights (8A)	550	10.5%	737	988	9.7%	674
Emerald City (8B)	0	0.0%	0	0	0.0%	0
Bright Young Professionals (8C)	0	0.0%	0	0	0.0%	0
Downtown Melting Pot (8D)	0	0.0%	0	0	0.0%	0
Front Porches (8E)	0	0.0%	0	0	0.0%	0
Old and Newcomers (8F)	0	0.0%	0	0	0.0%	0
Hometown Heritage (8G)	0	0.0%	0	0	0.0%	0
9. Senior Styles	1,193	22.7%	392	2,227	21.9%	439
Silver & Gold (9A)	0	0.0%	0	0	0.0%	0
Golden Years (9B)	1,193	22.7%	1,716	2,227	21.9%	1,879
The Elders (9C)	0	0.0%	0	0	0.0%	0
Senior Escapes (9D)	0	0.0%	0	0	0.0%	0
Retirement Communities (9E)	0	0.0%	0	0	0.0%	0
Social Security Set (9F)	0	0.0%	0	0	0.0%	0
10. Rustic Outposts	0	0.0%	0	0	0.0%	0
Southern Satellites (10A)	0	0.0%	0	0	0.0%	0
Rooted Rural (10B)	0	0.0%	0	0	0.0%	0
Economic BedRock (10C)	0	0.0%	0	0	0.0%	0
Down the Road (10D)	0	0.0%	0	0	0.0%	0
Rural Bypasses (10E)	0	0.0%	0	0	0.0%	0
11. Midtown Singles	0	0.0%	0	0	0.0%	0
City Strivers (11A)	0	0.0%	0	0	0.0%	0
Young and Restless (11B)	0	0.0%	0	0	0.0%	0
Metro Fusion (11C)	0	0.0%	0	0	0.0%	0
Set to Impress (11D)	0	0.0%	0	0	0.0%	0
City Commons (11E)	0	0.0%	0	0	0.0%	0
12. Hometown	0	0.0%	0	0	0.0%	0
Family Foundations (12A)	0	0.0%	0	0	0.0%	0
Traditional Living (12B)	0	0.0%	0	0	0.0%	0
Small Town Simplicity (12C)	0	0.0%	0	0	0.0%	0
Modest Income Homes (12D)	0	0.0%	0	0	0.0%	0
13. Next Wave	0	0.0%	0	0	0.0%	0
Diverse Convergence (13A)	0	0.0%	0	0	0.0%	0
Family Extensions (13B)	0	0.0%	0	0	0.0%	0
NeWest Residents (13C)	0	0.0%	0	0	0.0%	0
Fresh Ambitions (13D)	0	0.0%	0	0	0.0%	0
High Rise Renters (13E)	0	0.0%	0	0	0.0%	0
14. Scholars and Patriots	0	0.0%	0	0	0.0%	0
Military Proximity (14A)	0	0.0%	0	0	0.0%	0
College Towns (14B)	0	0.0%	0	0	0.0%	0
Dorms to Diplomas (14C)	0	0.0%	0	0	0.0%	0
Unclassified (15)	0	0.0%	0	0	0.0%	0

Data Note: This report identifies neighborhood segments in the area, and describes the socioeconomic quality of the immediate neighborhood. The index is a comparison of the percent of households or Total Population 18+ in the area, by Tapestry segment, to the percent of households or Total Population 18+ in the United States, by segment. An index of 100 is the US average.

Source: Esri



Tapestry Segmentation Area Profile

LA GRANGE PARK
Area: 2.24 square miles

Prepared by Esri

Tapestry Urbanization Groups	2021 Households			2021 Adult Population		
	Number	Percent	Index	Number	Percent	Index
Total:	5,244	100.0%		10,149	100.0%	
1. Principal Urban Center	0	0.0%	0	0	0.0%	0
Laptops and Lattes (3A)	0	0.0%	0	0	0.0%	0
Metro Renters (3B)	0	0.0%	0	0	0.0%	0
Trendsetters (3C)	0	0.0%	0	0	0.0%	0
Downtown Melting Pot (8D)	0	0.0%	0	0	0.0%	0
City Strivers (11A)	0	0.0%	0	0	0.0%	0
NeWest Residents (13C)	0	0.0%	0	0	0.0%	0
Fresh Ambitions (13D)	0	0.0%	0	0	0.0%	0
High Rise Renters (13E)	0	0.0%	0	0	0.0%	0
2. Urban Periphery	550	10.5%	64	988	9.7%	55
Pacific Heights (2C)	0	0.0%	0	0	0.0%	0
Rustbelt Traditions (5D)	0	0.0%	0	0	0.0%	0
Urban Villages (7B)	0	0.0%	0	0	0.0%	0
Urban Edge Families (7C)	0	0.0%	0	0	0.0%	0
Forging Opportunity (7D)	0	0.0%	0	0	0.0%	0
Southwestern Families (7F)	0	0.0%	0	0	0.0%	0
City Lights (8A)	550	10.5%	737	988	9.7%	674
Bright Young Professionals (8C)	0	0.0%	0	0	0.0%	0
Metro Fusion (11C)	0	0.0%	0	0	0.0%	0
Family Foundations (12A)	0	0.0%	0	0	0.0%	0
Modest Income Homes (12D)	0	0.0%	0	0	0.0%	0
Diverse Convergence (13A)	0	0.0%	0	0	0.0%	0
Family Extensions (13B)	0	0.0%	0	0	0.0%	0
3. Metro Cities	577	11.0%	61	1,049	10.3%	62
In Style (5B)	577	11.0%	492	1,049	10.3%	496
Emerald City (8B)	0	0.0%	0	0	0.0%	0
Front Porches (8E)	0	0.0%	0	0	0.0%	0
Old and Newcomers (8F)	0	0.0%	0	0	0.0%	0
Hometown Heritage (8G)	0	0.0%	0	0	0.0%	0
Retirement Communities (9E)	0	0.0%	0	0	0.0%	0
Social Security Set (9F)	0	0.0%	0	0	0.0%	0
Young and Restless (11B)	0	0.0%	0	0	0.0%	0
Set to Impress (11D)	0	0.0%	0	0	0.0%	0
City Commons (11E)	0	0.0%	0	0	0.0%	0
Traditional Living (12B)	0	0.0%	0	0	0.0%	0
College Towns (14B)	0	0.0%	0	0	0.0%	0
Dorms to Diplomas (14C)	0	0.0%	0	0	0.0%	0

Data Note: This report identifies neighborhood segments in the area, and describes the socioeconomic quality of the immediate neighborhood. The index is a comparison of the percent of households or Total Population 18+ in the area, by Tapestry segment, to the percent of households or Total Population 18+ in the United States, by segment. An index of 100 is the US average.

Source: Esri



Tapestry Segmentation Area Profile

LA GRANGE PARK
Area: 2.24 square miles

Prepared by Esri

Tapestry Urbanization Groups	2021 Households			2021 Adult Population		
	Number	Percent	Index	Number	Percent	Index
Total:	5,244	100.0%		10,149	100.0%	
4. Suburban Periphery	4,117	78.5%	245	8,112	79.9%	244
Top Tier (1A)	0	0.0%	0	0	0.0%	0
Professional Pride (1B)	1,166	22.2%	1,364	2,498	24.6%	1,339
Boomburbs (1C)	0	0.0%	0	0	0.0%	0
Savvy Suburbanites (1D)	0	0.0%	0	0	0.0%	0
Exurbanites (1E)	0	0.0%	0	0	0.0%	0
Urban Chic (2A)	0	0.0%	0	0	0.0%	0
Pleasantville (2B)	1,280	24.4%	1,143	2,512	24.8%	1,039
Enterprising Professionals (2D)	0	0.0%	0	0	0.0%	0
Workday Drive (4A)	0	0.0%	0	0	0.0%	0
Home Improvement (4B)	0	0.0%	0	0	0.0%	0
Comfortable Empty Nesters (5A)	0	0.0%	0	0	0.0%	0
Parks and Rec (5C)	478	9.1%	466	875	8.6%	452
Midlife Constants (5E)	0	0.0%	0	0	0.0%	0
Up and Coming Families (7A)	0	0.0%	0	0	0.0%	0
Silver & Gold (9A)	0	0.0%	0	0	0.0%	0
Golden Years (9B)	1,193	22.7%	1,716	2,227	21.9%	1,879
The Elders (9C)	0	0.0%	0	0	0.0%	0
Military Proximity (14A)	0	0.0%	0	0	0.0%	0
5. Semirural	0	0.0%	0	0	0.0%	0
Middleburg (4C)	0	0.0%	0	0	0.0%	0
Heartland Communities (6F)	0	0.0%	0	0	0.0%	0
Farm to Table (7E)	0	0.0%	0	0	0.0%	0
Senior Escapes (9D)	0	0.0%	0	0	0.0%	0
Down the Road (10D)	0	0.0%	0	0	0.0%	0
Small Town Simplicity (12C)	0	0.0%	0	0	0.0%	0
6. Rural	0	0.0%	0	0	0.0%	0
Green Acres (6A)	0	0.0%	0	0	0.0%	0
Salt of the Earth (6B)	0	0.0%	0	0	0.0%	0
The Great Outdoors (6C)	0	0.0%	0	0	0.0%	0
Prairie Living (6D)	0	0.0%	0	0	0.0%	0
Rural Resort Dwellers (6E)	0	0.0%	0	0	0.0%	0
Southern Satellites (10A)	0	0.0%	0	0	0.0%	0
Rooted Rural (10B)	0	0.0%	0	0	0.0%	0
Economic BedRock (10C)	0	0.0%	0	0	0.0%	0
Rural Bypasses (10E)	0	0.0%	0	0	0.0%	0
Unclassified (15)	0	0.0%	0	0	0.0%	0

Data Note: This report identifies neighborhood segments in the area, and describes the socioeconomic quality of the immediate neighborhood. The index is a comparison of the percent of households or Total Population 18+ in the area, by Tapestry segment, to the percent of households or Total Population 18+ in the United States, by segment. An index of 100 is the US average.

Source: Esri