

**PARK DISTRICT OF LA GRANGE  
REGULAR BOARD MEETING  
MONDAY, DECEMBER 11, 2023, 6:00 PM**

The Board of Commissioners of the Park District of La Grange will meet at 6:00 p.m. on Monday, December 11, 2023, at the Park District's Administrative \Recreation Facility in the De Sitter Room located at 536 East Avenue, La Grange, Illinois

**1.0 CONVENING THE MEETING**

- 1.1 Roll Call, President's Introduction, Announcements & Changes to the Agenda

**2.0 COMMUNICATIONS, PRESENTATIONS & DECLARATIONS**

- 2.1 Public Comments/Participation (Board Manual Section #152)
- 2.2 Pre-Referendum Conceptual Planning Presentation, Wight & Company

**3.0 CONSENT AGENDA**

- 3.1 Approval of the Minutes of the Regular Board Meeting of November 13, 2023
- 3.2 Approval of the Financial Reports dated November 30, 2023
- 3.3 Approval of the Consolidated Vouchers for December dated December 11, 2023

**4.0 STAFF REPORTS**

- 4.1 Director's Report
- 4.2 Staff Reports

**5.0 ATTORNEY REPORT**

**6.0 TREASURER REPORT**

**7.0 ACTION ITEMS**

- 7.1 Discussion and/or Approval of Ordinance O23-04 An Ordinance Levying and Assessing Taxes of the Park District of La Grange, Cook County, Illinois for the 2023 Tax Levy Year
- 7.2 Discussion and/or Approval of Ordinance O23-05 An Ordinance Directing the Cook County Clerk to Reduce the Park District of La Grange's Real Estate Tax Levy 2023
- 7.3 Discussion and/or Approval of Ordinance O23-06 An Ordinance abating the taxes heretofore levied for the year 2023 to pay principal of and interest on \$1,590,000 General Obligation Park Bonds (Alternate Revenue Source), Series 2016, of the Park District of La Grange, Cook County, Illinois
- 7.4 Discussion and/or Approval of Ordinance O23-07 An Ordinance abating the taxes heretofore levied for the year 2021 to pay the principal of and interest on \$2,505,000 General Obligation Refunding Park Bonds (Alternate Revenue Source), Series 2020A, of the Park District of La Grange, Cook County, Illinois
- 7.5 Discussion and/or Approval of Resolution R23-08, A Resolution Co-Sponsoring the Sale of Holiday Trees
- 7.6 Discussion and/or Approval of Resolution R23-09 Authorizing the Release and Continued Retention, Respectively, of Certain Executive Session Minutes and Authorizing the Destruction of Verbatim Recordings
- 7.7 Discussion and/or Approval of Resolution R23-10 Appointment of an Authorized IMRF Agent

7.8 Discussion and/or Possible Vote of Appointing Selden Fox Interim Treasurer

**8.0 BOARD BUSINESS  
OLD BUSINESS**

8.1 Discussion and/or Approval of 2024 Board Meeting Schedule

8.2 Discussion and/or Approval of Board Policy Section 632, Sponsorships

8.3 Discussion and/or Possible Approval of Updated Mission Statement, New Vision Statement and New Core Values

**NEW BUSINESS**

**9.0 COMMITTEE REPORTS**

9.1 Administration Committee

9.2 Parks & Facilities Committee

9.3 Recreation & Cultural Programming Committee

9.3.1 Arts & Cultural Affairs Committee

**10.0 PUBLIC COMMENTS (Board Manual Section #152)**

**11.0 BOARD COMMENTS**

**12.0 EXECUTIVE SESSION**

12.1 Potential Claims and/or Litigation, 5 ILCS 120/2 (c) 11

12.2 Acquisition of Real Property, 5 ILCS 120/2 (c)(5)

12.3 Setting the Price of Real Property, 5 ILCS 120/2 (c)(6)

12.4 Personnel, 5 ILCS 120/2 (c)(1)

12.5 Review of Closed Executive Session Minutes, 5 ILCS 120/2 (c)(21)

12.6 Security Procedures & Response Plans 5 ILCS 120/2 (c)(8)

12.7 The Selection of a Person to Fill a Public Office Vacancy 5 ILCS 120/2 (c)(3)

**13.0 ACTION ON ITEMS DISCUSSED IN EXECUTIVE SESSION (If Necessary)**

**14.0 ADJOURNMENT**

12/10/2023

Jennifer Bechtold

Board Secretary

*Parks & Recreation... The Benefits are Endless!  
Remember to Take Time for Fun and Enjoy Life to the Fullest!*

**PARK DISTRICT OF LA GRANGE  
536 EAST AVE  
LA GRANGE, ILLINOIS 60525**

**NOTICE- TRUTH IN TAXATION PUBLIC HEARING**

**MONDAY, DECEMBER 11, 2023  
6:00 P.M.**

**PUBLIC HEARING NOTICE & AGENDA**

PUBLIC NOTICE IS HEREBY GIVEN that the Board of Commissioners of the Park District of La Grange, Cook County, Illinois will hold a Truth in Taxation Public Hearing on Monday, December 11, 2023 at 6:00pm. The Public Hearing will take place at the Recreation Center, 536 East Ave, La Grange, Illinois.

The agenda for the public hearing is as follows:

- 1.0 Call to Order
- 2.0 Roll Call
- 3.0 Motion to Open Truth in Taxation Public Hearing
  - 3.1 Comments from the Public
  - 3.2 Comments from the Board
- 4.0 Motion to Close Truth in Taxation Public Hearing
- 5.0 Motion to Adjourn

---

*Jenny Bechtold  
Board Secretary  
12/8/2023*

# Section 1



## MEETING NOTICE & CALENDAR

**PARK DISTRICT OF LA GRANGE  
536 EAST AVENUE  
LA GRANGE, ILLINOIS 60525**

**MEETING NOTICE**

The regular meeting of the Board of Commissioners will take place at:

6:00 PM

Monday, December 11, 2023

Park District of La Grange Recreation Center

536 East Avenue

La Grange, Illinois

Attached is this month's board packet, which has been broken down into the following sections:

SECTION 1	Meeting Notice/Calendar
SECTION 2	Communications/FOIA
SECTION 3	Consent Agenda
SECTION 4	Staff Reports
SECTION 5	Attorney Report
SECTION 6	Treasurer Report
SECTION 7	Action Items
SECTION 8	Board Business
SECTION 9	Committee Reports/MBO Reports/Special Reports
SECTION 10	Village of La Grange/SEASPAR Information

If you are unable to attend please contact Jenny Bechtold, Executive Director at (708) 352-1762.

Jenny Bechtold  
12/08/2023



Park District of La Grange...Your Fun & Fitness Destination!

**Park District of La Grange  
BOARD OF COMMISSIONERS  
REGULAR BOARD MEETINGS  
YEAR 2023**

Monthly meetings of the Board of Commissioners of the Park District of La Grange are regularly scheduled for the **second Monday of the month (except where noted meeting to fall on the first or third Monday of the month)**. All regularly scheduled meetings start at 6:00 P.M. in the DeSitter Room located in the Administrative\Recreation Facility at 536 East Avenue, La Grange, Illinois. The April and August meeting will be held at the Community Center, 200 S. Washington Ave, La Grange, IL 60525.

**Monday, January 9**

**Monday, February 13**

**Monday, March 13**

**Monday, April 17\*** (Third Monday of the Month, held at the Community Center)

**Monday, May 8**

**Monday, June 12**

**Monday, July 10**

**Monday, August 21\*** (Third Monday of the Month, held at the Community Center)

**Monday, September 11**

**Monday, October 16** (Third Monday of the Month due to NRPA Conference and holiday, held at Recreation Center, 536 East Ave)

**Monday, November 13**

**Monday, December 11**

\* Meetings held at the Community Center, 200 S. Washington Ave, La Grange, IL

# Section 2



# COMMUNICATIONS & FOIA

# Section 3



# CONSENT AGENDA

**PARK DISTRICT OF LA GRANGE  
536 EAST AVENUE  
LA GRANGE, IL 60525**

**MEMORANDUM**

**TO: PDLG BOARD OF COMMISSIONERS  
FROM: JENNIFER BECHTOLD, CPRP, EXECUTIVE DIRECTOR  
RE: CONSENT AGENDA ITEMS  
DATE: DECEMBER 11, 2023**

*The matters included in this consent agenda require a roll call vote.*

**CONSENT AGENDA ITEM 1:** Approval of the Minutes of the Regular Board Meeting of November 13, 2023

**CONSENT AGENDA ITEM 2:** Approval of the Financial Reports Dated November 30, 2023

**CONSENT AGENDA ITEM 3:** Approval of the Consolidated Vouchers for December Dated December 11, 2023

**\*\*CONSENT AGENDA:** this agenda item consists of proposals and recommendations, which are likely to be acceptable to all members of the Board. The purpose of the Consent Agenda is to allow one roll call vote for all items instead of separate votes on each item. The procedure is as follows: 1. any commissioner wishing to discuss any item on the consent agenda may request that the item be removed and placed under its usual place on the agenda, or under New Business. 2. At the time of roll call, a commissioner may vote either "aye" for all items or select items for a "nay" vote. 3. One roll call vote is taken and covers all items on the Consent Agenda.

**MINUTES OF THE REGULAR MEETING  
OF THE BOARD OF COMMISSIONERS  
OF THE PARK DISTRICT OF LA GRANGE, ILLINOIS  
536 EAST AVENUE, LA GRANGE, ILLINOIS**

**NOVEMBER 13, 2023**

**President Opyd called the meeting to order at 6:12 P.M.**

PRESENT: Commissioners Posey, Chvatal, Opyd

ABSENT: Commissioners Vear and Lacey

STAFF PRESENT: Executive Director Jenny Bechtold  
Director of Recreation Kevin Miller  
Recording Secretary Linda Muth

OTHERS PRESENT: Attorney Derke Price  
Jim Boo, Bob Poggensee, Harold Gibson, Rob Metzger  
Becky Lorentzen, Todd Vancleave, William Lanspeary

President Opyd welcomed everyone to the meeting and asked for any announcements or changes to the agenda. Director Bechtold reminded everyone that the finance reports are preliminary for the month because we are still working with Paycom to upload the general ledger files.

**Communications, Presentations & Declarations**

Becky Lorentzen from the Community Diversity Group stated that she was not able to attend the meeting last month and wanted to publicly thank the Park District for all their help and working with them on the art project. The mosaics at the community center are beautiful and it is the biggest project they have ever done. The sign will be ready on December 8<sup>th</sup>, and she will email Jenny to coordinate with the installers.

Bob Poggensee, 832 S. Stone, La Grange, stated that he took a pickleball course here in 2019 and it changed him. He inquired where we are going with pickleball courts. He plays in Western Springs in the summer with a community of players. He's heard us say that La Grange is a land-locked community but would like to know what options there are.

President Opyd thanked him for his comments. He stated that pickleball courts have come up often and it is his opinion that we need to find an opportunity when we do resurfacing to consolidate funds. Director Bechtold added that the last quote for resurfacing the tennis courts at Gilbert with detention was

**REGULAR BOARD MEETING – NOVEMBER 13, 2023**

\$420,000. We want to put them in, and we are doing community planning for all our parks. There may be an opportunity at Sedgwick to convert space for pickleball. The Spring courts belong to the school district. If we add them at another park, we must include detention which makes it difficult due to the cost. Gilbert may not be the best location with its proximity to nearby homes.

Rob Metzger, 234 Leitch, La Grange, stated that he has been on the other side of the table and is also here in support of the pickleball community. He plays in Western Springs and in southwest Michigan, and they have a solution there. We have a couple of courts lined for pickleball and should line more. St. Joe has a system like baseball fields do with a lockbox for equipment that contains portable nets and balls, and they deputized pickleball players that set up round robin schedules. The thing that makes it great is that almost anyone can play, and it is a real community builder. We could get a lockbox with several nets, line the courts and set up round robin open play for different levels. The District could deputize players as we did for the ice rink pond posse and the people of the community could volunteer to be a part of the solution. The beauty of Sedgwick is that it is not next to homes and has good parking. This could be accomplished for less than \$2,000. The nets are cheap and when they need to be replaced the players can take up a collection to cover it. There may be a bit of cost for wind shears.

Jim Boo, 1327 Mason, La Grange, stated that there is a useless basketball court at Denning with a nice surface and back to back baskets that are not used which could be turned into a pickleball court.

**Consent Agenda**

President Opyd asked for a motion to approve Item 3.1 Approval of the Minutes of the Regular Board Meeting of October 16, 2023; Item 3.2 Approval of the Financial Reports dated October 31, 2023; and Item 3.3 Approval of the Consolidated Vouchers for November dated November 13, 2023. The motion was so moved by Commissioner Posey, seconded by Commissioner Chvatal, and passed by Roll Call Vote as follows:

AYES: Commissioners Posey, Chvatal, Opyd  
NAYES: None  
ABSENT: Commissioners Vear and Lacey

**Staff Reports**

**Executive Director Jenny Bechtold**

- Director Bechtold reported that we have not heard back from Countryside regarding the IGA.
- Jenny stated that we met with Mike Zahorik from the YMCA Club regarding the tree sale which will begin right after Thanksgiving. We provide a port-a-let at the park. They have provided us with a COI for the sale, which raised \$50,000 last year. We currently do not have an

## REGULAR BOARD MEETING – NOVEMBER 13, 2023

agreement in place with them. If the Board would like a partnership agreement for liability purposes, we can investigate it.

Attorney Price counseled that we should have an agreement and stated that they are raising money for their cause and by doing this for them we would have to do it for everyone. The Board agreed with the recommendation of Attorney Price.

- Jenny reported that we are still working with Babe Ruth, but it is difficult to communicate with them and we have not been able to meet again.
- She stated that we met with the Village regarding Endless Summerfest to advise them that we are going in a different direction. She met with Cathy from LGBA who brought up a good point about holding a new 1-day event the same weekend and suggested a different weekend so we do not have the comparison factor which could bring negativity to what we are doing. She asked for the Board's opinion on changing the date for a new event.

President Opyd asked if we considered an Octoberfest. Director Miller stated that we are considering that option but would still like to hold a signature summer event. It was agreed that the original event weekend is a big vacation time for families, and the Board provided consensus to evaluate other dates and times for the new event.

- Jenny stated that during the Waiola Park planning meetings for community input we heard feedback that there was a lot of disorderly and lewd behavior in the parks. She contacted the police chief and requested reports for Gordon, Sedgwick, Gilbert, Waiola, Denning, and the Community Center. They ran a report for the last six months which indicated there was only one incident regarding a date night in June at Gordon Park. She asked if it was possible to receive these reports regularly, but the inquiry is difficult because when people call to report incidents, they are not reporting the address. There is a perception that there are challenges in the parks, but the data does not support that.
- She reported that we had a second meeting with Wight & Company for the planning process. They took the information from the CMP and feedback provided at the first meeting to start park planning. The potential referendum to keep the same tax rate when the bonds for this building roll off would provide 7 million dollars. Wight's first plan came in at 18 million. We are reviewing the items and the option to ask for a bit more than 7 million which would raise the tax rate. Referendum discussions have been preliminary, and we want to be sure to engage the community as we explore options.

**Finance & Human Resources**

- Jenny stated that the bond rollover is complete. Last year we went with Republic Bank at 3.6% but the bond climate is different and this year we went with Time Bank, formerly Park Ridge Bank, for the lowest rate which is at 4.64%.
- Jenny stated that the price increase in health insurance was mentioned at the last meeting. Last year we offered a PPO with a \$1,500 deductible and a \$1,000 HRA. This year we raised the PPO deductible to \$2,000 with an HRA of \$1,500. This will save money for the District but keep the \$500 deductible for staff. We are taking a small risk with our HRA payments but in the past they have been minimal. We are one of a few districts that cover employee insurance at 100% and will be looking at different options in the future.

**Director of Recreation Kevin Miller**

- Director Miller reported that we have entered our busy season with basketball and fall programs.
- Kevin stated that recreation supervisor Brandon Diaz has been meeting with La Grange Library to investigate a partnership with new ideas.
- He stated that La Grange Fitness is holding a food drive through November 16<sup>th</sup> for Beds Plus.
- Kevin reported that a small fee increase of \$2 per member is planned for La Grange Fitness starting January 1<sup>st</sup> which would bring resident monthly fees to \$35 for individuals and \$60 for couples. There are no apples to apples comparisons in the area with what we offer, but we are still cheap compared to the competition. Kevin provided examples of fees charged at E-Sporta, Orange Theory, CFX, and Elite Fitness. He also provided information on gift certificates and upcoming holiday specials being offered.

Director Bechtold stated that we own the fitness equipment now and with preventative maintenance we will get longevity out of the cardio equipment. She added that strength training is more popular, and she gave a shout out to Dom for building a great personal training team of six trainers. Commissioner Posey suggested serving our affiliates by offering specials for cross training athletes. Kevin answered that we are investigating options for personal training of high school and college students with a cross training package.

- Kevin stated that Secret Santa pick-up dates start tomorrow and finish in early December. Due to the parking lot they worked out a shuttle system to stage out of the Sedgwick parking lot and send a few cars over at a time to the north side of the recreation building.
- He reported that we entered into an agreement for pest control for the first time since we opened. Orkin sprayed today and placed houses outside for rodents. This is beneficial given the issues with insects coming in and the potential for rodents coming in due to the

## REGULAR BOARD MEETING – NOVEMBER 13, 2023

- construction disturbing the land.
- Kevin stated that the holiday tree lighting event will take place on December 5<sup>th</sup> at 6:00 P.M. Last year we had 31 trees and so far this year we have 23 trees and 3 sponsors for a total of 26 trees.

### **Parks & Maintenance**

- Director Bechtold reported that there is progress with the parking lot and asphalt will be installed this week. She has a progress update meeting on Wednesday and the goal is for substantial completion by Thanksgiving.
- Jenny stated that the outdoor nets for tennis and volleyball were taken down this week to preserve them during the winter months.
- Jenny reported that she has begun interviewing for the position of Director of Parks & Maintenance and is continuing the process.

### **Attorney Report**

Attorney Price had nothing additional to report.

### **Treasurer Report**

Director Bechtold stated that there were no updates.

### **Action Items**

*Discussion on Staff Presenting the Draft Proposal of Levy and Assessment of Taxes of the Park District of La Grange for the 2023 Tax Levy Year at the December Board Meeting*

Director Bechtold stated that this year is a different format than normally presented and we are only announcing our intent to levy. She wants to investigate levying smaller funds, make sure we are not over levying, and levying sufficiently to the general fund. The non-major funds are limited to those items; the general fund offers flexibility. Tonight, we just want to announce the intent whereas last year we discussed truth in taxation which the Board did not want to do. She explained that keeping the levy funds capped at 4.99% would not trigger truth in taxation. This would result in an overall increase of 3.86% is \$3,566,731 with debt service at \$936,908 and a \$47,286 levy adjustment. This would result in the loss of any increases from new growth in the district. Three scenarios of new growth were considered and we are going with 6.9 million of new growth which is what was on the tax agency report from last year and we would lose approximately \$25,000 in tax revenue. To capture new growth we would need to levy a 3.6 million increase to capped funds of 6.34% with an overall 4.83% increase to capture new growth. We cannot capture new growth if we stay below truth in taxation. Ancel Glink provided a certificate that we can file with our ordinance to try to capture it in the future. A hearing would be required prior to the December meeting and notice must be published. President Opyd stated that the hearing would consist of an opening, asking for public comments, and closing. He added that we are between a rock and hard place due to the increase in our expenses.

**REGULAR BOARD MEETING – NOVEMBER 13, 2023**

Attorney Price stated that we would be giving new construction a lifetime discount and never catch up if we do not capture new growth this year. Most units of government will balloon the levy and recognize that it has to be implemented by the county extension anyways. The decision must be made tonight because the hearing must be announced 20 days in advance.

President Opyd stated that we should try to capture it. Director Bechtold confirmed that 3.6 million would be a 6.34% increase to the capped funds and a 4.83% increase overall. Commissioner Posey agreed with the higher amount and cited our mountain of deferred maintenance and things we would like to do. She added that the community wants pickleball courts, and we have to do what we can in light of a possible referendum. To Derke's point, we have new residents that will impact services and deferred maintenance and it is responsible to ask them to pay their share and not provide them with a perpetual discount. Commissioner Chvatal stated he was also in favor but to be clear, this money will not go to pickleball courts, and he does not want residents to think it will. We have many parks in need of work.

President Opyd asked for a motion to announce the levy amount of 3.6 million dollars. The motion was so moved by Commissioner Posey, seconded by Commissioner Chvatal and passed by Roll Call Vote as follows:

AYES: Commissioners Posey, Chvatal, Opyd  
NAYES: None  
ABSENT: Commissioners Vear and Lacey

*Discussion and/or Approval of Board Policy Manual Updates*

Director Bechtold stated that there are several updates to consider. In Section 208 Conditions of Employment, the reference of a 37.5 hour workweek has been removed with the addition that supervisors will determine work schedules. The insurance update to Section 236 includes an opt-out for employees where they receive \$100 per month from the District if they provide proof of other medical and hospitalization insurance, which has the potential to save the District a significant amount in premiums. Section 240 Vacation has added language of non-cumulative. The major change is the addition of Section 632 with a sponsorship and advertising policy and we would like direction from the Board on what we are offering with sponsorships and what to stray away from in politics and religion. The last change is to Section 724 reflected in Ordinance 23-03 which updates the conditions that permit commissioners to participate in meetings via electronic means per OMA and adds childcare obligations.

Commissioner Chvatal stated that we should reconsider Section 632 and that taking politics out limits sponsorships that we have trouble obtaining. He has seen other districts allowing it, has been to concerts sponsored by politicians, and attended eight or nine events in other towns without it being an issue. We

**REGULAR BOARD MEETING – NOVEMBER 13, 2023**

would be turning away money. President Opyd asked Director Bechtold to clarify if residents have expressed concerns. She answered that sometimes these sponsors will bring their petitions for signatures, and she has received feedback that it is not appropriate, as well as inquiries if the District supports this candidate. We need a policy for direction. Commissioner Chvatal questioned whether a business sponsorship means we favor one business over another. President Opyd stated this is a difficult one and is thinking about the First Amendment and what we can say and asked Attorney Price for his input. Attorney Price stated that typically the First Amendment is treated like any other rental or sponsorship. There are campaign laws dictating how their funds can be spent. It should be in keeping with the mission of the District so, for example, we might not want a local gun shop.

Commissioner Posey stated that her opinion is similar to Mike's. Why turn away money if it is consistent with our mission. Complaints about not wanting to sign a petition are not the policy we are talking about. If a senator would like to sponsor Oktoberfest why say no? Attorney Price added that our events could have a designated free speech area in a corner that is relatively visible where literature could be passed out. He has seen people protesting the sale of meat next to a politician. If we get into the habit of doing this at every event we could get a sign and cordon off the area.

President Opyd stated that he is not hearing a lot of interest in limiting sponsorships and the topic could be revisited next month. The other sections could be approved tonight. Commissioner Chvatal added that he would like to give the absent commissioners an opportunity to discuss it.

Commissioner Chvatal made a motion to approve all Board Policy Manual updates minus Section 632. Commissioner Posey seconded the motion which passed by Roll Call Vote as follows:

AYES: Commissioners Chvatal, Posey, Opyd  
NAYES: None  
ABSENT: Commissioners Vear and Lacey

*Discussion and/or Approval of Financial Assistance Program & Policy  
Section 626*

Director Miller explained that the District had a scholarship program which is being transitioned to a financial assistance program. The policy has been the same for the 14 years he has been here and is dated. We budgeted \$2,000 per year for the program and capped La Grange households at \$175 per year, with Countryside households added per the IGA. When the BASE program came on board it had its own school program and fundraising efforts with a lot of different criteria. The process to reevaluate the scholarship program began in 2021 and with the rise in the cost of programs we budgeted \$10,000 this fiscal year. Section 626.3C has been updated to include Countryside residents and

**REGULAR BOARD MEETING – NOVEMBER 13, 2023**

BASE participants and 626.3E is an update to the amount participants pay. The current amount is 25% but the revised policy implements a household tier status based on income with a cost share of 30%, 45%, or 60% and an updated max of \$500 per household per fiscal year. The application forms have also been revised.

President Opyd asked how much of the budgeted \$10,000 has been requested this year. Kevin reported that \$321.50 has been allocated so far between three families. One family used it for day camp and the other two used it for rec programming. Two other families opted not to proceed since the \$175 max barely covered one week of summer camp. Director Bechtold stated that we have not been promoting it because we only had \$2,000 and we wanted to stabilize the program first. The next step is to determine how to raise funds to add to it. President Opyd agreed it was important to raise funds for the community to take advantage of programs, including summer camp. Kevin added that with the new marketing position this will be a priority to benefit the many families that are in need. President Opyd stated that at one point the Community Diversity Group had a scholarship program. He stated that there is a need for summer camp assistance for the population that Becky Lorentzen works with. Becky asked if it would be appropriate to connect offline regarding the scholarship program. Kevin answered yes, that is appropriate.

President Opyd suggested that the language in the policy specifies Countryside but that it should reference an IGA instead. Commissioner Chvatal agreed that if we eliminate naming a town and say with any current IGA, the Board will not have to reapprove a policy revision.

President Opyd asked for a motion to approve Policy Section 626 with an amendment that the reference to Countryside be replaced with any community with an IGA. The motion was so moved by Commissioner Chvatal, seconded by Commissioner Posey, and passed by Roll Call Vote as follows:

AYES: Commissioners Chvatal, Posey, Opyd

NAYES: None

ABSENT: Commissioners Vear and Lacey

**Board Business**

**Old Business**

None

**New Business**

*Discussion and/or Approval of Updated Mission Statement, New Vision Statement and New Core Values*

President Opyd stated that per a brief conversation he had with Director Bechtold this item will be tabled until the full Board is in attendance.

**REGULAR BOARD MEETING – NOVEMBER 13, 2023**

*Discussion and/or Approval of Energy Procurement Agreement, Natural Gas*  
Director Bechtold stated that it is time to discuss our natural gas options with our current agreement set to expire June 20, 2024. She contacted Nania for pricing and as of Thursday it was down approximately 33% from where we are, with reductions available of 28%-33% depending on the term. Today the market is up 6%. She wanted to bring this to the Board because last year we waited, and it kept rising. We can delay the discussion until a full Board is present but there is a savings as of right now.

Commissioner Chvatal stated that he is not that up to speed on gas pricing and is alright with waiting until December when Commissioner Vear is attendance to provide his opinion. Jenny replied that waiting backfired last year and prices go up in the colder months and may also be affected by the war. Commissioner Posey stated that she has not heard of anything going down in price and is concerned about waiting and rolling the dice. We have been down that path and it did not work out. Jenny suggested that the Board could make a motion giving the executive director approval to lock in the price between a savings of 25%-30%. It will fluctuate so the motion needs wiggle room or restrictions to lock in at a certain percentage. She added that this is a unique year. It used to be cheaper the longer the term, but now the 36-month is more than 12-month. Companies do not feel safe going longer because they lost money locking people in longer. There was brief discussion of the 24 and 36 month term options with the latter only 1% higher. There was Board consensus to lock in a rate for a savings of 25% or higher.

Commissioner Chvatal motioned to authorize the executive director to lock in a 3-year term for natural gas at a savings of 25% or higher. Commissioner Posey seconded the motion which passed by Roll Call Vote as follows:

AYES: Commissioners Chvatal, Posey, Opyd  
NAYES: None  
ABSENT: Commissioners Vear and Lacey

*Discussion and/or Approval of ComEd Temporary Access and Construction Agreement*

Director Bechtold reported that she received a call from ComEd on November 2<sup>nd</sup>. They are working on relocating their overhead equipment underground at the north end of Gordon Park. She worked with them and Ancel Glink and put together the agreement in the packet. ComEd would use our property and keep some fenced equipment there overnight for approximately six days starting 1-2 weeks after the agreement is in place and will pay the District \$2,000. Soccer is over and the fields are not being used, and the walking path will not be obstructed. They will also put down matting under any equipment. Commissioner Posey stated that she likes the equipment being moved underground so they will not have to cut the trees. Commissioner Chvatal motioned to approve the agreement with ComEd

**REGULAR BOARD MEETING – NOVEMBER 13, 2023**

granting a license for temporary use. Commissioner Posey seconded the motion which passed by Roll Call Vote as follows:

AYES: Commissioners Chvatal, Posey, Opyd  
NAYES: None  
ABSENT: Commissioners Vear and Lacey

*Discussion and/or Vote on Authorization of Delegates/Alternates for the 2024 Annual IAPD Meeting*

Director Bechtold explained that this is a standard annual process to assign a delegate and first alternate for the state conference. She would be the delegate and Director Miller the alternate.

Commissioner Chvatal motioned to appoint Director Bechtold as the delegate and Director Miller as the alternate for the annual IAPD meeting.

Commissioner Posey seconded the motion which passed by Roll Call Vote as follows:

AYES: Commissioners Chvatal, Posey, Opyd  
NAYES: None  
ABSENT: Commissioners Vear and Lacey

*Discussion and/or Vote on 2024 Board Meetings*

Director Bechtold asked the Board to look at their schedules. The January meeting is difficult with the holidays and avoiding MLK Day, so it has been pushed back. The April and July meetings will be held at the community center and were pushed to the third Monday due to a regular rental there on the second Monday of the month. The October 14<sup>th</sup> meeting date is Indigenous People's Day, but we need to consider the timing of the bond rollover, and national conference is the prior week and the week after is too late.

President Opyd stated that the full Board should be present for approval and tabled the topic to be brought back next month. Jenny indicated she would reach out to Commissioner Vear and Lacey regarding the dates.

**Committee Reports**

*Administration Committee*

No report at this time.

*Parks and Facilities Committee*

No report at this time.

*Recreation & Cultural Programming Committee/ Arts & Cultural Affairs Committee*

Commissioner Posey stated there had been no meetings and there is no report but is intrigued about the discussion of a summer event and would like to be a part of it.

**Public Comments (Board Manual Section #152)**

Bill Lanspeary, 118 S. Park, La Grange, stated that it was fascinating to sit and watch the meeting. He stated that sponsorships for events is a great idea and he can understand the hesitancy with politics, but it also gets the money coming in. When he visited parks in other towns he observed athletic fields with sponsorships and that might be a good way to bring money in. He added that when he checks out at the grocery store they ask if you want to make a donation. When people sign up for programs they may be willing to make a scholarship donation.

Todd Vancleave, La Grange resident, commented that he noticed the name of the banquet room as a business sponsorship. He stated that regarding the BASE program, his understanding is that parents have to camp out here in order to sign up and he hears from other parents that it is an inefficient process. He suggested moving it online or having a lottery so it is not chaotic.

**Board Comments**

Commissioner Chvatal stated that he heard the Trunk or Treat event was fantastic. He suggested considering a different date since AYSO had conflicting soccer games or moving it to late afternoon or a Sunday. He added that he did a rental in the gymnasium and the staff were amazing; he was very happy.

Commissioner Posey thanked the Decennial Committee members for attending tonight and staying for the whole meeting. She appreciates it anytime the public gets involved.

President Opyd thanked the committee members for their time and effort tonight; it will help to educate them for things to come. He stated that the Trunk or Treat was amazing, and his son had a good time. He is excited that the parking lot is almost finished. The community will be happy, especially during basketball season. He wished everyone a happy Thanksgiving.

**Adjournment**

Commissioner Posey moved for adjournment at 7:31 P.M. The motion was seconded by Commissioner Chvatal and passed unanimously by Voice Vote.

---

Brian Opyd, President

---

Jennifer Bechtold, Board Secretary  
*Approved December 11, 2023*



# Statement of Revenue & Expenditures Group Summary

For Fiscal: 2023-2024 Period Ending: 11/30/2023

SubAccount	Original Total Budget	Current Total Budget	MTD Activity	YTD Activity	Budget Remaining
<b>Fund: 01 - General</b>					
<b>Revenue</b>					
<b>Department: 5 - Admin</b>					
426 - BUILDING RENTALS	108,168.00	108,168.00	8,217.17	53,516.31	54,651.69
942 - TAX REVENUE	1,005,592.00	1,005,592.00	177,241.51	720,813.07	284,778.93
943 - OTHER REVENUES	154,600.00	154,600.00	25,345.02	200,965.57	-46,365.57
<b>Department: 5 - Admin Total:</b>	<b>1,268,360.00</b>	<b>1,268,360.00</b>	<b>210,803.70</b>	<b>975,294.95</b>	<b>293,065.05</b>
<b>Revenue Total:</b>	<b>1,268,360.00</b>	<b>1,268,360.00</b>	<b>210,803.70</b>	<b>975,294.95</b>	<b>293,065.05</b>
<b>Expense</b>					
<b>Department: 5 - Admin</b>					
511 - ADMINISTRATIVE SALARIES	316,143.00	316,143.00	20,350.34	138,066.75	178,076.25
512 - FRONT DESK	49,874.00	49,874.00	1,685.63	15,338.85	34,535.15
530 - HEALTH & LIFE INSURANCE	129,000.00	129,000.00	16,920.75	61,015.35	67,984.65
540 - EDUCATION & TRAINING	18,442.53	18,442.53	549.99	5,229.74	13,212.79
600 - PROMOTION & PUBLICITY	15,075.00	15,075.00	264.75	2,519.05	12,555.95
610 - PROFESSIONAL FEES	59,864.00	59,864.00	4,883.40	13,311.69	46,552.31
630 - TRANSPORTATION	0.00	0.00	0.00	1,500.00	-1,500.00
650 - BANK/MERCHANT FEES	250.00	250.00	80.24	395.34	-145.34
660 - DUES & SUBSCRIPTIONS	8,755.02	8,755.02	125.00	2,082.00	6,673.02
670 - COMMUNICATION SERVICES	14,162.00	14,162.00	862.59	9,749.79	4,412.21
680 - SOFTWARE CONTRACTS	48,095.00	48,095.00	2,514.77	18,916.24	29,178.76
690 - LEGAL/ RECRUITMENT NOTICES	1,625.00	1,625.00	397.07	741.48	883.52
691 - PRINTING/ DESIGN SERVICES	6,138.00	6,138.00	1,531.10	4,097.90	2,040.10
710 - ADMINISTRATIVE EXPENSE ACCTS	2,320.00	2,320.00	261.57	1,194.97	1,125.03
720 - EMPLOYEE/ PUBLIC RELATIONS	5,250.00	5,250.00	0.00	0.00	5,250.00
730 - OFFICE/ ADMIN SUPPLIES	5,850.00	5,850.00	299.39	1,163.13	4,686.87
740 - COMPUTER SUPPLIES/ EQUIP	9,350.00	9,350.00	0.00	95.73	9,254.27
750 - OFFICE EQUIPMENT	10,500.00	10,500.00	0.00	4,437.50	6,062.50
760 - POSTAGE & DELIVERY	4,745.00	4,745.00	988.82	2,188.06	2,556.94
764 - BANQUET BEVERAGE SERVICE	250.00	250.00	0.00	0.00	250.00
765 - CONTINGENCY	17,500.00	17,500.00	0.00	0.00	17,500.00
890 - PARK IMPROVEMENTS & REPAIRS	10,000.00	10,000.00	0.00	0.00	10,000.00
<b>Department: 5 - Admin Total:</b>	<b>733,188.55</b>	<b>733,188.55</b>	<b>51,715.41</b>	<b>282,043.57</b>	<b>451,144.98</b>
<b>Department: 6 - Maintenance</b>					
513 - MAINTENANCE SALARIES	148,607.00	148,607.00	11,507.28	77,095.73	71,511.27
514 - SEASONAL MAINTENANCE	42,000.00	42,000.00	0.00	16,980.00	25,020.00
800 - EQUIPMENT RENTALS	1,500.00	1,500.00	0.00	0.00	1,500.00
810 - MAINTENANCE SERVICES	106,325.00	106,325.00	1,732.67	46,723.13	59,601.87
820 - EQUIPMENT REPAIRS	8,750.00	8,750.00	85.37	1,880.22	6,869.78
830 - MAINTENANCE SUPPLIES	14,025.00	14,025.00	328.75	6,646.00	7,379.00
840 - MAINTENANCE MATERIALS	20,900.00	20,900.00	53.50	6,971.97	13,928.03
850 - PETROLEUM PRODUCTS	5,650.00	5,650.00	684.20	3,565.44	2,084.56
860 - MAIN. TOOLS & EQUIPMENT	3,000.00	3,000.00	0.00	1,927.19	1,072.81
870 - PARK LANDSCAPING	8,100.00	8,100.00	0.00	2,188.01	5,911.99
880 - UTILITES - ELECTRIC	57,109.40	57,109.40	4,190.78	32,931.84	24,177.56
881 - UTILITES - NATURAL GAS	19,039.00	19,039.00	1,058.56	4,402.82	14,636.18
882 - UTILITIES - WATER	12,239.40	12,239.40	1,526.89	7,103.80	5,135.60
890 - PARK IMPROVEMENTS & REPAIRS	47,845.00	47,845.00	0.00	4,705.98	43,139.02
<b>Department: 6 - Maintenance Total:</b>	<b>495,089.80</b>	<b>495,089.80</b>	<b>21,168.00</b>	<b>213,122.13</b>	<b>281,967.67</b>
<b>Expense Total:</b>	<b>1,228,278.35</b>	<b>1,228,278.35</b>	<b>72,883.41</b>	<b>495,165.70</b>	<b>733,112.65</b>
<b>Fund: 01 - General Surplus (Deficit):</b>	<b>40,081.65</b>	<b>40,081.65</b>	<b>137,920.29</b>	<b>480,129.25</b>	<b>-440,047.60</b>

Statement of Revenue & Expenditures

For Fiscal: 2023-2024 Period Ending: 11/30/2023

SubAccount	Original Total Budget	Current Total Budget	MTD Activity	YTD Activity	Budget Remaining
<b>Fund: 11 - Fitness Center</b>					
<b>Revenue</b>					
<b>Department: 7 - Recreation</b>					
490 - PROGRAM REVENUE	661,878.00	661,878.00	71,415.86	438,774.97	223,103.03
943 - OTHER REVENUES	630.00	630.00	10.00	57.00	573.00
<b>Department: 7 - Recreation Total:</b>	<b>662,508.00</b>	<b>662,508.00</b>	<b>71,425.86</b>	<b>438,831.97</b>	<b>223,676.03</b>
<b>Revenue Total:</b>	<b>662,508.00</b>	<b>662,508.00</b>	<b>71,425.86</b>	<b>438,831.97</b>	<b>223,676.03</b>
<b>Expense</b>					
<b>Department: 5 - Admin</b>					
511 - ADMINISTRATIVE SALARIES	92,507.00	92,507.00	6,837.41	47,416.91	45,090.09
521 - SS/ MEDICARE	6,502.50	6,502.50	514.19	3,608.98	2,893.52
522 - PENSION	0.00	0.00	708.34	5,039.59	-5,039.59
530 - HEALTH & LIFE INSURANCE	13,000.00	13,000.00	10,978.35	17,378.32	-4,378.32
540 - EDUCATION & TRAINING	1,000.00	1,000.00	0.00	0.00	1,000.00
550 - TRAVEL REIMBURSEMENT	600.00	600.00	0.00	0.00	600.00
600 - PROMOTION & PUBLICITY	9,744.00	9,744.00	0.00	1,732.84	8,011.16
610 - PROFESSIONAL FEES	350.00	350.00	100.00	200.00	150.00
650 - BANK/MERCHANT FEES	15,700.00	15,700.00	2,400.25	13,374.10	2,325.90
670 - COMMUNICATION SERVICES	3,800.00	3,800.00	0.00	1,925.88	1,874.12
680 - SOFTWARE CONTRACTS	3,540.00	3,540.00	201.89	2,435.12	1,104.88
690 - LEGAL/ RECRUITMENT NOTICES	500.00	500.00	0.00	0.00	500.00
691 - PRINTING/ DESIGN SERVICES	250.00	250.00	0.00	0.00	250.00
720 - EMPLOYEE/ PUBLIC RELATIONS	420.00	420.00	0.00	0.00	420.00
730 - OFFICE/ ADMIN SUPPLIES	2,500.00	2,500.00	0.00	296.94	2,203.06
760 - POSTAGE & DELIVERY	500.00	500.00	0.00	0.00	500.00
765 - CONTINGENCY	5,000.00	5,000.00	0.00	0.00	5,000.00
<b>Department: 5 - Admin Total:</b>	<b>155,913.50</b>	<b>155,913.50</b>	<b>21,740.43</b>	<b>93,408.68</b>	<b>62,504.82</b>
<b>Department: 6 - Maintenance</b>					
810 - MAINTENANCE SERVICES	11,800.00	11,800.00	0.00	2,230.27	9,569.73
830 - MAINTENANCE SUPPLIES	21,747.00	21,747.00	2,549.90	7,154.83	14,592.17
880 - UTILITES - ELECTRIC	12,413.00	12,413.00	673.90	5,603.26	6,809.74
881 - UTILITES - NATURAL GAS	1,884.00	1,884.00	469.74	1,832.11	51.89
882 - UTILITIES - WATER	758.00	758.00	98.32	453.65	304.35
890 - PARK IMPROVEMENTS & REPAIRS	100.00	100.00	0.00	0.00	100.00
<b>Department: 6 - Maintenance Total:</b>	<b>48,702.00</b>	<b>48,702.00</b>	<b>3,791.86</b>	<b>17,274.12</b>	<b>31,427.88</b>
<b>Department: 7 - Recreation</b>					
512 - FRONT DESK	147,838.00	147,838.00	9,680.32	67,596.52	80,241.48
515 - CUSTODIANS & FACILITY SUPERVISORS	19,604.00	19,604.00	833.13	6,758.22	12,845.78
516 - PROGRAM WAGES	22,200.00	22,200.00	2,897.93	18,861.80	3,338.20
521 - SS/ MEDICARE	11,309.61	11,309.61	1,025.94	7,416.64	3,892.97
620 - CONTRACTUAL PROGRAMS	75,009.00	75,009.00	5,509.63	40,159.14	34,849.86
640 - EQUIP/ FACILITY LEASE	10,485.00	10,485.00	3,290.00	7,174.90	3,310.10
780 - PROGRAM EQUIPMENT	15,500.00	15,500.00	0.00	4,211.67	11,288.33
790 - PROGRAM SUPPLIES	2,050.00	2,050.00	0.00	29.86	2,020.14
<b>Department: 7 - Recreation Total:</b>	<b>303,995.61</b>	<b>303,995.61</b>	<b>23,236.95</b>	<b>152,208.75</b>	<b>151,786.86</b>
<b>Expense Total:</b>	<b>508,611.11</b>	<b>508,611.11</b>	<b>48,769.24</b>	<b>262,891.55</b>	<b>245,719.56</b>
<b>Fund: 11 - Fitness Center Surplus (Deficit):</b>	<b>153,896.89</b>	<b>153,896.89</b>	<b>22,656.62</b>	<b>175,940.42</b>	<b>-22,043.53</b>

Statement of Revenue & Expenditures

For Fiscal: 2023-2024 Period Ending: 11/30/2023

SubAccount	Original Total Budget	Current Total Budget	MTD Activity	YTD Activity	Budget Remaining
<b>Fund: 12 - Before &amp; After School</b>					
<b>Revenue</b>					
<b>Department: 7 - Recreation</b>					
490 - PROGRAM REVENUE	741,480.00	741,480.00	73,684.21	345,744.77	395,735.23
<b>Department: 7 - Recreation Total:</b>	<b>741,480.00</b>	<b>741,480.00</b>	<b>73,684.21</b>	<b>345,744.77</b>	<b>395,735.23</b>
<b>Revenue Total:</b>	<b>741,480.00</b>	<b>741,480.00</b>	<b>73,684.21</b>	<b>345,744.77</b>	<b>395,735.23</b>
<b>Expense</b>					
<b>Department: 5 - Admin</b>					
610 - PROFESSIONAL FEES	5,468.00	5,468.00	711.75	1,940.26	3,527.74
<b>Department: 5 - Admin Total:</b>	<b>5,468.00</b>	<b>5,468.00</b>	<b>711.75</b>	<b>1,940.26</b>	<b>3,527.74</b>
<b>Department: 7 - Recreation</b>					
511 - ADMINISTRATIVE SALARIES	179,770.00	179,770.00	13,960.33	97,627.08	82,142.92
516 - PROGRAM WAGES	340,937.00	340,937.00	26,140.14	115,362.10	225,574.90
521 - SS/ MEDICARE	38,828.55	38,828.55	3,033.06	16,692.38	22,136.17
522 - PENSION	15,280.13	15,280.13	1,953.01	12,086.12	3,194.01
530 - HEALTH & LIFE INSURANCE	30,000.00	30,000.00	4,431.53	18,776.58	11,223.42
540 - EDUCATION & TRAINING	11,511.00	11,511.00	0.00	110.00	11,401.00
550 - TRAVEL REIMBURSEMENT	1,200.00	1,200.00	182.15	309.88	890.12
600 - PROMOTION & PUBLICITY	2,042.75	2,042.75	0.00	1,261.32	781.43
610 - PROFESSIONAL FEES	350.00	350.00	100.00	200.00	150.00
640 - EQUIP/ FACILITY LEASE	2,262.00	2,262.00	0.00	0.00	2,262.00
650 - BANK/MERCHANT FEES	16,000.00	16,000.00	2,364.16	9,855.42	6,144.58
660 - DUES & SUBSCRIPTIONS	300.01	300.01	0.00	91.49	208.52
670 - COMMUNICATION SERVICES	2,120.00	2,120.00	0.00	1,295.98	824.02
680 - SOFTWARE CONTRACTS	14,600.00	14,600.00	908.07	6,342.26	8,257.74
690 - LEGAL/ RECRUITMENT NOTICES	1,200.00	1,200.00	0.00	0.00	1,200.00
720 - EMPLOYEE/ PUBLIC RELATIONS	800.00	800.00	0.00	142.86	657.14
750 - OFFICE EQUIPMENT	9,375.74	9,375.74	0.00	661.31	8,714.43
780 - PROGRAM EQUIPMENT	2,500.00	2,500.00	0.00	503.59	1,996.41
790 - PROGRAM SUPPLIES	54,305.00	54,305.00	2,315.40	17,190.61	37,114.39
820 - EQUIPMENT REPAIRS	1,500.00	1,500.00	0.00	0.00	1,500.00
<b>Department: 7 - Recreation Total:</b>	<b>724,882.18</b>	<b>724,882.18</b>	<b>55,387.85</b>	<b>298,508.98</b>	<b>426,373.20</b>
<b>Expense Total:</b>	<b>730,350.18</b>	<b>730,350.18</b>	<b>56,099.60</b>	<b>300,449.24</b>	<b>429,900.94</b>
<b>Fund: 12 - Before &amp; After School Surplus (Deficit):</b>	<b>11,129.82</b>	<b>11,129.82</b>	<b>17,584.61</b>	<b>45,295.53</b>	<b>-34,165.71</b>

Statement of Revenue & Expenditures

For Fiscal: 2023-2024 Period Ending: 11/30/2023

SubAccount	Original Total Budget	Current Total Budget	MTD Activity	YTD Activity	Budget Remaining
<b>Fund: 13 - Recreation</b>					
<b>Revenue</b>					
<b>Department: 5 - Admin</b>					
480 - PARK USAGE	50,750.01	50,750.01	23,705.30	58,405.80	-7,655.79
942 - TAX REVENUE	845,736.00	845,736.00	143,574.87	589,285.59	256,450.41
943 - OTHER REVENUES	1,000.00	1,000.00	0.00	921.25	78.75
<b>Department: 5 - Admin Total:</b>	<b>897,486.01</b>	<b>897,486.01</b>	<b>167,280.17</b>	<b>648,612.64</b>	<b>248,873.37</b>
<b>Department: 7 - Recreation</b>					
490 - PROGRAM REVENUE	982,171.00	982,171.00	20,623.31	592,772.24	389,398.76
491 - RECREATION CENTER	245,382.01	245,382.01	20,911.00	97,471.00	147,911.01
943 - OTHER REVENUES	5,975.00	5,975.00	1,552.09	1,550.59	4,424.41
<b>Department: 7 - Recreation Total:</b>	<b>1,233,528.01</b>	<b>1,233,528.01</b>	<b>43,086.40</b>	<b>691,793.83</b>	<b>541,734.18</b>
<b>Revenue Total:</b>	<b>2,131,014.02</b>	<b>2,131,014.02</b>	<b>210,366.57</b>	<b>1,340,406.47</b>	<b>790,607.55</b>
<b>Expense</b>					
<b>Department: 5 - Admin</b>					
511 - ADMINISTRATIVE SALARIES	444,445.00	444,445.00	31,994.90	242,054.32	202,390.68
512 - FRONT DESK	49,874.00	49,874.00	1,171.12	14,080.97	35,793.03
530 - HEALTH & LIFE INSURANCE	200,000.00	200,000.00	11,010.45	74,317.52	125,682.48
540 - EDUCATION & TRAINING	18,442.53	18,442.53	448.03	4,756.79	13,685.74
550 - TRAVEL REIMBURSEMENT	2,660.00	2,660.00	0.00	36.03	2,623.97
600 - PROMOTION & PUBLICITY	15,075.00	15,075.00	2,155.09	4,409.39	10,665.61
610 - PROFESSIONAL FEES	7,318.00	7,318.00	811.75	2,890.23	4,427.77
630 - TRANSPORTATION	0.00	0.00	0.00	1,500.00	-1,500.00
650 - BANK/MERCHANT FEES	25,150.00	25,150.00	2,122.86	16,181.21	8,968.79
660 - DUES & SUBSCRIPTIONS	8,755.02	8,755.02	125.00	1,867.00	6,888.02
670 - COMMUNICATION SERVICES	14,162.00	14,162.00	1,111.53	10,788.30	3,373.70
680 - SOFTWARE CONTRACTS	48,095.00	48,095.00	1,219.77	17,621.27	30,473.73
690 - LEGAL/ RECRUITMENT NOTICES	2,775.00	2,775.00	249.07	1,363.48	1,411.52
691 - PRINTING/ DESIGN SERVICES	16,712.00	16,712.00	1,531.10	5,478.91	11,233.09
710 - ADMINISTRATIVE EXPENSE ACCTS	360.00	360.00	0.00	93.23	266.77
720 - EMPLOYEE/ PUBLIC RELATIONS	7,650.00	7,650.00	0.00	447.65	7,202.35
730 - OFFICE/ ADMIN SUPPLIES	5,850.00	5,850.00	137.80	1,001.54	4,848.46
740 - COMPUTER SUPPLIES/ EQUIP	850.00	850.00	0.00	55.72	794.28
750 - OFFICE EQUIPMENT	10,500.00	10,500.00	0.00	4,437.50	6,062.50
760 - POSTAGE & DELIVERY	4,745.04	4,745.04	988.82	2,188.06	2,556.98
764 - BANQUET BEVERAGE SERVICE	250.00	250.00	0.00	0.00	250.00
<b>Department: 5 - Admin Total:</b>	<b>883,668.59</b>	<b>883,668.59</b>	<b>55,077.29</b>	<b>405,569.12</b>	<b>478,099.47</b>
<b>Department: 6 - Maintenance</b>					
513 - MAINTENANCE SALARIES	148,607.00	148,607.00	11,507.22	75,391.74	73,215.26
800 - EQUIPMENT RENTALS	1,500.00	1,500.00	0.00	0.00	1,500.00
810 - MAINTENANCE SERVICES	76,825.00	76,825.00	2,667.40	46,213.12	30,611.88
820 - EQUIPMENT REPAIRS	8,750.00	8,750.00	1,293.20	3,087.99	5,662.01
830 - MAINTENANCE SUPPLIES	14,025.00	14,025.00	964.49	8,266.29	5,758.71
840 - MAINTENANCE MATERIALS	14,100.00	14,100.00	556.05	4,790.97	9,309.03
850 - PETROLEUM PRODUCTS	5,650.00	5,650.00	684.19	3,565.39	2,084.61
860 - MAIN. TOOLS & EQUIPMENT	3,000.00	3,000.00	0.00	1,927.12	1,072.88
870 - PARK LANDSCAPING	8,100.00	8,100.00	0.00	2,187.97	5,912.03
880 - UTILITIES - ELECTRIC	57,109.40	57,109.40	4,190.75	32,931.76	24,177.64
881 - UTILITIES - NATURAL GAS	19,039.00	19,039.00	1,058.59	5,407.97	13,631.03
882 - UTILITIES - WATER	12,239.40	12,239.40	1,526.88	7,103.72	5,135.68
890 - PARK IMPROVEMENTS & REPAIRS	8,995.00	8,995.00	0.00	4,705.96	4,289.04
<b>Department: 6 - Maintenance Total:</b>	<b>377,939.80</b>	<b>377,939.80</b>	<b>24,448.77</b>	<b>195,580.00</b>	<b>182,359.80</b>
<b>Department: 7 - Recreation</b>					
515 - CUSTODIANS & FACILITY SUPERVISORS	123,821.00	123,821.00	5,113.46	35,686.59	88,134.41
516 - PROGRAM WAGES	169,938.00	169,938.00	11,748.09	103,330.85	66,607.15
571 - BEVERAGE COST	5,600.00	5,600.00	0.00	975.00	4,625.00
600 - PROMOTION & PUBLICITY	10,000.00	10,000.00	0.00	321.50	9,678.50
620 - CONTRACTUAL PROGRAMS	404,448.00	404,448.00	22,859.01	165,955.70	238,492.30

Statement of Revenue & Expenditures

For Fiscal: 2023-2024 Period Ending: 11/30/2023

SubAccount	Original Total Budget	Current Total Budget	MTD Activity	YTD Activity	Budget Remaining
630 - TRANSPORTATION	8,040.00	8,040.00	0.00	0.00	8,040.00
774 - SPECIAL EVENTS	9,100.00	9,100.00	0.00	2,964.36	6,135.64
780 - PROGRAM EQUIPMENT	10,425.00	10,425.00	182.78	2,613.35	7,811.65
790 - PROGRAM SUPPLIES	58,966.45	58,966.45	2,161.31	10,561.92	48,404.53
<b>Department: 7 - Recreation Total:</b>	<b>800,338.45</b>	<b>800,338.45</b>	<b>42,064.65</b>	<b>322,409.27</b>	<b>477,929.18</b>
<b>Expense Total:</b>	<b>2,061,946.84</b>	<b>2,061,946.84</b>	<b>121,590.71</b>	<b>923,558.39</b>	<b>1,138,388.45</b>
<b>Fund: 13 - Recreation Surplus (Deficit):</b>	<b>69,067.18</b>	<b>69,067.18</b>	<b>88,775.86</b>	<b>416,848.08</b>	<b>-347,780.90</b>
<b>Total Surplus (Deficit):</b>	<b>274,175.54</b>	<b>274,175.54</b>	<b>266,937.38</b>	<b>1,118,213.28</b>	

Statement of Revenue & Expenditures

For Fiscal: 2023-2024 Period Ending: 11/30/2023

**Fund Summary**

Fund	Original Total Budget	Current Total Budget	MTD Activity	YTD Activity	Budget Remaining
01 - General	40,081.65	40,081.65	137,920.29	480,129.25	-440,047.60
11 - Fitness Center	153,896.89	153,896.89	22,656.62	175,940.42	-22,043.53
12 - Before & After School	11,129.82	11,129.82	17,584.61	45,295.53	-34,165.71
13 - Recreation	69,067.18	69,067.18	88,775.86	416,848.08	-347,780.90
<b>Total Surplus (Deficit):</b>	<b>274,175.54</b>	<b>274,175.54</b>	<b>266,937.38</b>	<b>1,118,213.28</b>	



Park District of La Grange, IL

# Statement of Revenue & Expenditures

## Account Summary

For Fiscal: 2023-2024 Period Ending: 11/30/2023

	Original Total Budget	Current Total Budget	MTD Activity	YTD Activity	Budget Remaining
<b>Fund: 04 - Debt Service</b>					
<b>Revenue</b>					
<a href="#">04-5-00-40000</a> PROPERTY TAXES - DS	897,083.00	897,083.00	163,298.65	641,499.19	255,583.81
<a href="#">04-5-00-40100</a> REPLACEMENT TAXES	56,836.00	56,836.00	4.00	22,733.09	34,102.91
<a href="#">04-5-00-40200</a> BOND PROCEEDS	209,743.00	209,743.00	209,743.75	209,743.75	-0.75
<b>Revenue Total:</b>	<b>1,163,662.00</b>	<b>1,163,662.00</b>	<b>373,046.40</b>	<b>873,976.03</b>	<b>289,685.97</b>
<b>Expense</b>					
<a href="#">04-5-00-91100</a> DEBT SERVICE - PRINCIPAL	1,002,700.00	1,002,700.00	1,009,200.00	1,009,200.00	-6,500.00
<a href="#">04-5-00-91150</a> DEBT SERVICE - INTEREST	119,582.00	119,582.00	59,837.22	113,080.97	6,501.03
<a href="#">04-5-00-91200</a> BOND ISSUE COSTS	8,250.00	8,250.00	7,000.00	7,475.00	775.00
<b>Expense Total:</b>	<b>1,130,532.00</b>	<b>1,130,532.00</b>	<b>1,076,037.22</b>	<b>1,129,755.97</b>	<b>776.03</b>
<b>Fund: 04 - Debt Service Surplus (Deficit):</b>	<b>33,130.00</b>	<b>33,130.00</b>	<b>-702,990.82</b>	<b>-255,779.94</b>	

Statement of Revenue & Expenditures

For Fiscal: 2023-2024 Period Ending: 11/30/2023

		Original Total Budget	Current Total Budget	MTD Activity	YTD Activity	Budget Remaining
<b>Fund: 36 - Capital Projects</b>						
<b>Revenue</b>						
<a href="#">36-5-00-40200</a>	BOND PROCEEDS	0.00	152,956.00	167,256.25	167,256.25	-14,300.25
<a href="#">36-5-00-40300</a>	ASSET SALE PROCEEDS	0.00	0.00	0.00	52.00	-52.00
<a href="#">36-5-00-50200</a>	TRANSFER IN	0.00	0.00	0.00	280,000.00	-280,000.00
	<b>Revenue Total:</b>	<b>0.00</b>	<b>152,956.00</b>	<b>167,256.25</b>	<b>447,308.25</b>	<b>-294,352.25</b>
<b>Expense</b>						
<a href="#">36-5-00-76501</a>	CONTINGENCY - CAPITAL	50,000.00	33,182.00	0.00	14,622.00	18,560.00
<a href="#">36-5-00-94580</a>	DRINKING FOUNTAINS	10,000.00	0.00	0.00	0.00	0.00
<a href="#">36-5-00-96102</a>	PARK & FACILITY PLANNING	65,000.00	65,000.00	17,450.00	17,450.00	47,550.00
<a href="#">36-5-00-96103</a>	FEASIBILITY FUNDING FOR CMP FUTURE PL...	110,000.00	40,000.00	0.00	0.00	40,000.00
<a href="#">36-5-00-96118</a>	REPLACE/ REPAIR FENCING	10,000.00	10,000.00	0.00	3,742.00	6,258.00
<a href="#">36-5-00-96500</a>	Playground Replacement Parks	20,000.00	15,209.34	0.00	15,209.34	0.00
<a href="#">36-5-10-92060</a>	Facility Enhancements (Denning)	20,000.00	2,983.00	0.00	2,983.00	0.00
<a href="#">36-5-12-90110</a>	610 East Ave	30,000.00	0.00	0.00	0.00	0.00
<a href="#">36-5-12-96112</a>	Replacement of Babe Ruth Prep Field Fence	130,000.00	0.00	0.00	0.00	0.00
<a href="#">36-5-13-97302</a>	Repair Sewage Line @CC	10,000.00	10,000.00	0.00	10,000.00	0.00
<a href="#">36-5-14-96114</a>	GORDON PARK FIELD REPAIRS	0.00	31,300.00	0.00	0.00	31,300.00
<a href="#">36-5-15-91904</a>	OSLAD Application	20,000.00	20,000.00	0.00	18,242.40	1,757.60
<a href="#">36-5-15-96501</a>	OSLAD PARK RENOVATION	500,000.00	50,000.00	0.00	0.00	50,000.00
<a href="#">36-5-20-84021</a>	Aera-vator with Seed Hopper	9,500.00	9,500.00	0.00	0.00	9,500.00
<a href="#">36-5-20-84022</a>	Seeder for New Tractor	8,000.00	8,000.00	0.00	0.00	8,000.00
<a href="#">36-5-20-92420</a>	Vestibules (Green Tile) New Flooring	35,000.00	29,487.00	0.00	29,487.00	0.00
<a href="#">36-5-20-93015</a>	Utility Tractor	52,231.00	52,231.00	0.00	52,231.15	-0.15
<a href="#">36-5-20-93016</a>	Zero turning Radius Mower (2012 & 2018)	32,912.00	19,681.46	0.00	19,681.46	0.00
<a href="#">36-5-20-94600</a>	PARKING LOT DEVELOPMENT	2,250,000.00	1,849,425.00	126,385.88	1,184,864.92	664,560.08
<a href="#">36-5-20-97301</a>	TIME & ATTENDANCE SOFTWARE	5,000.00	4,000.00	0.00	4,000.00	0.00
	<b>Expense Total:</b>	<b>3,367,643.00</b>	<b>2,249,998.80</b>	<b>143,835.88</b>	<b>1,372,513.27</b>	<b>877,485.53</b>
	<b>Fund: 36 - Capital Projects Surplus (Deficit):</b>	<b>-3,367,643.00</b>	<b>-2,097,042.80</b>	<b>23,420.37</b>	<b>-925,205.02</b>	
	<b>Total Surplus (Deficit):</b>	<b>-3,334,513.00</b>	<b>-2,063,912.80</b>	<b>-679,570.45</b>	<b>-1,180,984.96</b>	

Statement of Revenue & Expenditures

For Fiscal: 2023-2024 Period Ending: 11/30/2023

**Fund Summary**

<b>Fund</b>	<b>Original Total Budget</b>	<b>Current Total Budget</b>	<b>MTD Activity</b>	<b>YTD Activity</b>	<b>Budget Remaining</b>
04 - Debt Service	33,130.00	33,130.00	-702,990.82	-255,779.94	288,909.94
36 - Capital Projects	-3,367,643.00	-2,097,042.80	23,420.37	-925,205.02	-1,171,837.78
<b>Total Surplus (Deficit):</b>	<b>-3,334,513.00</b>	<b>-2,063,912.80</b>	<b>-679,570.45</b>	<b>-1,180,984.96</b>	



Park District of La Grange, IL

# Special Recreation Funds Account Summary

For Fiscal: 2023-2024 Period Ending: 11/30/2023

		Original Total Budget	Current Total Budget	MTD Activity	YTD Activity	Budget Remaining
<b>Fund: 14 - IMRF Pension</b>						
<b>Revenue</b>						
Department: 5 - Admin						
SubAccount: 942 - TAX REVENUE						
14-5-00-40000	PROPERTY TAXES - PENSION	62,720.00	62,720.00	11,398.42	44,512.20	18,207.80
	<b>SubAccount: 942 - TAX REVENUE Total:</b>	<b>62,720.00</b>	<b>62,720.00</b>	<b>11,398.42</b>	<b>44,512.20</b>	<b>18,207.80</b>
	<b>Department: 5 - Admin Total:</b>	<b>62,720.00</b>	<b>62,720.00</b>	<b>11,398.42</b>	<b>44,512.20</b>	<b>18,207.80</b>
	<b>Revenue Total:</b>	<b>62,720.00</b>	<b>62,720.00</b>	<b>11,398.42</b>	<b>44,512.20</b>	<b>18,207.80</b>
<b>Expense</b>						
Department: 5 - Admin						
SubAccount: 522 - PENSION						
14-5-00-53100	PENSION CONTRIBUTIONS	121,624.00	121,624.00	6,117.09	47,409.32	74,214.68
	<b>SubAccount: 522 - PENSION Total:</b>	<b>121,624.00</b>	<b>121,624.00</b>	<b>6,117.09</b>	<b>47,409.32</b>	<b>74,214.68</b>
	<b>Department: 5 - Admin Total:</b>	<b>121,624.00</b>	<b>121,624.00</b>	<b>6,117.09</b>	<b>47,409.32</b>	<b>74,214.68</b>
	<b>Expense Total:</b>	<b>121,624.00</b>	<b>121,624.00</b>	<b>6,117.09</b>	<b>47,409.32</b>	<b>74,214.68</b>
	<b>Fund: 14 - IMRF Pension Surplus (Deficit):</b>	<b>-58,904.00</b>	<b>-58,904.00</b>	<b>5,281.33</b>	<b>-2,897.12</b>	
<b>Fund: 15 - Paving &amp; Lighting</b>						
<b>Revenue</b>						
Department: 5 - Admin						
SubAccount: 942 - TAX REVENUE						
15-5-00-40000	PROPERTY TAXES - P&L	24,500.00	24,500.00	4,488.50	17,548.37	6,951.63
	<b>SubAccount: 942 - TAX REVENUE Total:</b>	<b>24,500.00</b>	<b>24,500.00</b>	<b>4,488.50</b>	<b>17,548.37</b>	<b>6,951.63</b>
	<b>Department: 5 - Admin Total:</b>	<b>24,500.00</b>	<b>24,500.00</b>	<b>4,488.50</b>	<b>17,548.37</b>	<b>6,951.63</b>
	<b>Revenue Total:</b>	<b>24,500.00</b>	<b>24,500.00</b>	<b>4,488.50</b>	<b>17,548.37</b>	<b>6,951.63</b>
<b>Expense</b>						
Department: 5 - Admin						
SubAccount: 954 - TRANSFER						
15-5-00-50100	TRANSFER OUT	30,000.00	30,000.00	0.00	30,000.00	0.00
	<b>SubAccount: 954 - TRANSFER Total:</b>	<b>30,000.00</b>	<b>30,000.00</b>	<b>0.00</b>	<b>30,000.00</b>	<b>0.00</b>
	<b>Department: 5 - Admin Total:</b>	<b>30,000.00</b>	<b>30,000.00</b>	<b>0.00</b>	<b>30,000.00</b>	<b>0.00</b>
Department: 6 - Maintenance						
SubAccount: 957 - PAVING & LIGHTING						
15-6-00-90120	MISCELLANEOUS REPAIRS	5,000.00	5,000.00	0.00	0.00	5,000.00
	<b>SubAccount: 957 - PAVING &amp; LIGHTING Total:</b>	<b>5,000.00</b>	<b>5,000.00</b>	<b>0.00</b>	<b>0.00</b>	<b>5,000.00</b>
SubAccount: 959 - CAPITAL PROJECTS						
15-6-00-90100	PATHWAY REPLACEMENT	0.00	0.00	0.00	9,765.00	-9,765.00
15-6-00-90110	SEALCOAT PAVEMENT	30,000.00	30,000.00	0.00	9,765.00	20,235.00
	<b>SubAccount: 959 - CAPITAL PROJECTS Total:</b>	<b>30,000.00</b>	<b>30,000.00</b>	<b>0.00</b>	<b>19,530.00</b>	<b>10,470.00</b>
	<b>Department: 6 - Maintenance Total:</b>	<b>35,000.00</b>	<b>35,000.00</b>	<b>0.00</b>	<b>19,530.00</b>	<b>15,470.00</b>
	<b>Expense Total:</b>	<b>65,000.00</b>	<b>65,000.00</b>	<b>0.00</b>	<b>49,530.00</b>	<b>15,470.00</b>
	<b>Fund: 15 - Paving &amp; Lighting Surplus (Deficit):</b>	<b>-40,500.00</b>	<b>-40,500.00</b>	<b>4,488.50</b>	<b>-31,981.63</b>	
<b>Fund: 16 - Liability Insurance</b>						
<b>Revenue</b>						
Department: 5 - Admin						
SubAccount: 942 - TAX REVENUE						
16-5-00-40000	PROPERTY TAXES - INS	122,500.00	122,500.00	22,324.37	87,669.23	34,830.77
	<b>SubAccount: 942 - TAX REVENUE Total:</b>	<b>122,500.00</b>	<b>122,500.00</b>	<b>22,324.37</b>	<b>87,669.23</b>	<b>34,830.77</b>

Special Recreation Funds

For Fiscal: 2023-2024 Period Ending: 11/30/2023

	Original Total Budget	Current Total Budget	MTD Activity	YTD Activity	Budget Remaining
<b>SubAccount: 943 - OTHER REVENUES</b>					
<a href="#">16-5-00-43000</a> MISC REVENUE	1,500.00	1,500.00	0.00	500.00	1,000.00
<b>SubAccount: 943 - OTHER REVENUES Total:</b>	<b>1,500.00</b>	<b>1,500.00</b>	<b>0.00</b>	<b>500.00</b>	<b>1,000.00</b>
<b>Department: 5 - Admin Total:</b>	<b>124,000.00</b>	<b>124,000.00</b>	<b>22,324.37</b>	<b>88,169.23</b>	<b>35,830.77</b>
<b>Revenue Total:</b>	<b>124,000.00</b>	<b>124,000.00</b>	<b>22,324.37</b>	<b>88,169.23</b>	<b>35,830.77</b>
<b>Expense</b>					
<b>Department: 5 - Admin</b>					
<b>SubAccount: 956 - CONTRACTUAL SERVICES</b>					
<a href="#">16-5-00-61200</a> LIABILITY INSURANCE	61,000.00	61,000.00	0.00	30,246.30	30,753.70
<a href="#">16-5-00-61210</a> UNEMPLOYMENT COMP	5,000.00	5,000.00	0.00	4,098.58	901.42
<a href="#">16-5-00-61230</a> CLAIM DEDUCTIBLE	2,000.00	2,000.00	0.00	0.00	2,000.00
<b>SubAccount: 956 - CONTRACTUAL SERVICES Total:</b>	<b>68,000.00</b>	<b>68,000.00</b>	<b>0.00</b>	<b>34,344.88</b>	<b>33,655.12</b>
<b>Department: 5 - Admin Total:</b>	<b>68,000.00</b>	<b>68,000.00</b>	<b>0.00</b>	<b>34,344.88</b>	<b>33,655.12</b>
<b>Department: 6 - Maintenance</b>					
<b>SubAccount: 533 - RISK MANAGEMENT COSTS</b>					
<a href="#">16-6-00-53300</a> FIRST AID SUPPLIES	2,000.00	2,000.00	0.00	49.23	1,950.77
<a href="#">16-6-00-53301</a> PRE-EMPLOYMENT PHYSICALS	210.00	210.00	0.00	625.00	-415.00
<a href="#">16-6-00-53302</a> PDRMA TRAINING	800.00	800.00	0.00	0.00	800.00
<a href="#">16-6-00-53303</a> SAFETY TRAINING	300.00	300.00	0.00	280.00	20.00
<a href="#">16-6-00-53304</a> SAFETY LICENSES	0.00	0.00	0.00	15.00	-15.00
<a href="#">16-6-00-53305</a> INCENTIVES	250.00	250.00	0.00	0.00	250.00
<a href="#">16-6-00-73200</a> SUPPLIES - SAFETY & RISK MGMT	1,150.00	1,150.00	0.00	616.32	533.68
<a href="#">16-6-00-73230</a> EQUIP - SAFETY INSPECTIONS	9,700.00	9,700.00	0.00	0.00	9,700.00
<b>SubAccount: 533 - RISK MANAGEMENT COSTS Total:</b>	<b>14,410.00</b>	<b>14,410.00</b>	<b>0.00</b>	<b>1,585.55</b>	<b>12,824.45</b>
<b>Department: 6 - Maintenance Total:</b>	<b>14,410.00</b>	<b>14,410.00</b>	<b>0.00</b>	<b>1,585.55</b>	<b>12,824.45</b>
<b>Expense Total:</b>	<b>82,410.00</b>	<b>82,410.00</b>	<b>0.00</b>	<b>35,930.43</b>	<b>46,479.57</b>
<b>Fund: 16 - Liability Insurance Surplus (Deficit):</b>	<b>41,590.00</b>	<b>41,590.00</b>	<b>22,324.37</b>	<b>52,238.80</b>	
<b>Fund: 17 - Audit</b>					
<b>Revenue</b>					
<b>Department: 5 - Admin</b>					
<b>SubAccount: 942 - TAX REVENUE</b>					
<a href="#">17-5-00-40000</a> PROPERTY TAXES - AUDIT	9,800.00	9,800.00	1,771.78	6,972.21	2,827.79
<b>SubAccount: 942 - TAX REVENUE Total:</b>	<b>9,800.00</b>	<b>9,800.00</b>	<b>1,771.78</b>	<b>6,972.21</b>	<b>2,827.79</b>
<b>Department: 5 - Admin Total:</b>	<b>9,800.00</b>	<b>9,800.00</b>	<b>1,771.78</b>	<b>6,972.21</b>	<b>2,827.79</b>
<b>Revenue Total:</b>	<b>9,800.00</b>	<b>9,800.00</b>	<b>1,771.78</b>	<b>6,972.21</b>	<b>2,827.79</b>
<b>Expense</b>					
<b>Department: 5 - Admin</b>					
<b>SubAccount: 956 - CONTRACTUAL SERVICES</b>					
<a href="#">17-5-00-61100</a> AUDIT SERVICES	16,300.00	16,300.00	0.00	14,260.00	2,040.00
<b>SubAccount: 956 - CONTRACTUAL SERVICES Total:</b>	<b>16,300.00</b>	<b>16,300.00</b>	<b>0.00</b>	<b>14,260.00</b>	<b>2,040.00</b>
<b>Department: 5 - Admin Total:</b>	<b>16,300.00</b>	<b>16,300.00</b>	<b>0.00</b>	<b>14,260.00</b>	<b>2,040.00</b>
<b>Expense Total:</b>	<b>16,300.00</b>	<b>16,300.00</b>	<b>0.00</b>	<b>14,260.00</b>	<b>2,040.00</b>
<b>Fund: 17 - Audit Surplus (Deficit):</b>	<b>-6,500.00</b>	<b>-6,500.00</b>	<b>1,771.78</b>	<b>-7,287.79</b>	
<b>Fund: 18 - Special Recreation</b>					
<b>Revenue</b>					
<b>Department: 5 - Admin</b>					
<b>SubAccount: 942 - TAX REVENUE</b>					
<a href="#">18-5-00-40000</a> PROPERTY TAXES - SPEC REC	257,740.00	257,740.00	46,892.99	184,158.11	73,581.89
<b>SubAccount: 942 - TAX REVENUE Total:</b>	<b>257,740.00</b>	<b>257,740.00</b>	<b>46,892.99</b>	<b>184,158.11</b>	<b>73,581.89</b>
<b>Department: 5 - Admin Total:</b>	<b>257,740.00</b>	<b>257,740.00</b>	<b>46,892.99</b>	<b>184,158.11</b>	<b>73,581.89</b>
<b>Revenue Total:</b>	<b>257,740.00</b>	<b>257,740.00</b>	<b>46,892.99</b>	<b>184,158.11</b>	<b>73,581.89</b>

Special Recreation Funds

For Fiscal: 2023-2024 Period Ending: 11/30/2023

	Original Total Budget	Current Total Budget	MTD Activity	YTD Activity	Budget Remaining
<b>Expense</b>					
<b>Department: 5 - Admin</b>					
<b>SubAccount: 511 - ADMINISTRATIVE SALARIES</b>					
<u>18-5-00-51100</u> WAGES - ADMIN	22,336.00	22,336.00	1,806.30	15,069.15	7,266.85
<b>SubAccount: 511 - ADMINISTRATIVE SALARIES Total:</b>	<b>22,336.00</b>	<b>22,336.00</b>	<b>1,806.30</b>	<b>15,069.15</b>	<b>7,266.85</b>
<b>SubAccount: 530 - HEALTH &amp; LIFE INSURANCE</b>					
<u>18-5-00-53001</u> HEALTH INSURANCE	0.00	0.00	411.13	822.27	-822.27
<b>SubAccount: 530 - HEALTH &amp; LIFE INSURANCE Total:</b>	<b>0.00</b>	<b>0.00</b>	<b>411.13</b>	<b>822.27</b>	<b>-822.27</b>
<b>SubAccount: 720 - EMPLOYEE/ PUBLIC RELATIONS</b>					
<u>18-5-00-72013</u> SEASPAR EVENTS	1,000.00	1,000.00	0.00	0.00	1,000.00
<b>SubAccount: 720 - EMPLOYEE/ PUBLIC RELATIONS Total:</b>	<b>1,000.00</b>	<b>1,000.00</b>	<b>0.00</b>	<b>0.00</b>	<b>1,000.00</b>
<b>SubAccount: 820 - EQUIPMENT REPAIRS</b>					
<u>18-5-00-82012</u> REPAIRS - REC VAN	800.00	800.00	0.00	0.00	800.00
<b>SubAccount: 820 - EQUIPMENT REPAIRS Total:</b>	<b>800.00</b>	<b>800.00</b>	<b>0.00</b>	<b>0.00</b>	<b>800.00</b>
<b>SubAccount: 850 - PETROLEUM PRODUCTS</b>					
<u>18-5-00-85016</u> PETRO PROD - REC VAN	900.00	900.00	0.00	0.00	900.00
<b>SubAccount: 850 - PETROLEUM PRODUCTS Total:</b>	<b>900.00</b>	<b>900.00</b>	<b>0.00</b>	<b>0.00</b>	<b>900.00</b>
<b>SubAccount: 954 - TRANSFER</b>					
<u>18-5-00-50100</u> TRANSFER OUT	250,000.00	250,000.00	0.00	250,000.00	0.00
<b>SubAccount: 954 - TRANSFER Total:</b>	<b>250,000.00</b>	<b>250,000.00</b>	<b>0.00</b>	<b>250,000.00</b>	<b>0.00</b>
<b>SubAccount: 956 - CONTRACTUAL SERVICES</b>					
<u>18-5-00-61300</u> SEASPAR CONTRIBUTIONS	110,000.00	110,000.00	0.00	105,784.00	4,216.00
<u>18-5-00-61310</u> RECREATION INCLUSION	11,000.00	11,000.00	0.00	4,581.89	6,418.11
<b>SubAccount: 956 - CONTRACTUAL SERVICES Total:</b>	<b>121,000.00</b>	<b>121,000.00</b>	<b>0.00</b>	<b>110,365.89</b>	<b>10,634.11</b>
<b>SubAccount: 959 - CAPITAL PROJECTS</b>					
<u>18-5-00-93040</u> ADA COMPLIANCE	10,000.00	10,000.00	0.00	0.00	10,000.00
<b>SubAccount: 959 - CAPITAL PROJECTS Total:</b>	<b>10,000.00</b>	<b>10,000.00</b>	<b>0.00</b>	<b>0.00</b>	<b>10,000.00</b>
<b>Department: 5 - Admin Total:</b>	<b>406,036.00</b>	<b>406,036.00</b>	<b>2,217.43</b>	<b>376,257.31</b>	<b>29,778.69</b>
<b>Department: 6 - Maintenance</b>					
<b>SubAccount: 810 - MAINTENANCE SERVICES</b>					
<u>18-6-00-81022</u> PORTABLE TOILETS	910.00	910.00	45.00	1,160.00	-250.00
<b>SubAccount: 810 - MAINTENANCE SERVICES Total:</b>	<b>910.00</b>	<b>910.00</b>	<b>45.00</b>	<b>1,160.00</b>	<b>-250.00</b>
<b>SubAccount: 840 - MAINTENANCE MATERIALS</b>					
<u>18-6-00-84031</u> PLAY SURFACES	6,882.00	6,882.00	0.00	6,882.00	0.00
<b>SubAccount: 840 - MAINTENANCE MATERIALS Total:</b>	<b>6,882.00</b>	<b>6,882.00</b>	<b>0.00</b>	<b>6,882.00</b>	<b>0.00</b>
<b>Department: 6 - Maintenance Total:</b>	<b>7,792.00</b>	<b>7,792.00</b>	<b>45.00</b>	<b>8,042.00</b>	<b>-250.00</b>
<b>Expense Total:</b>	<b>413,828.00</b>	<b>413,828.00</b>	<b>2,262.43</b>	<b>384,299.31</b>	<b>29,528.69</b>
<b>Fund: 18 - Special Recreation Surplus (Deficit):</b>	<b>-156,088.00</b>	<b>-156,088.00</b>	<b>44,630.56</b>	<b>-200,141.20</b>	
<b>Fund: 19 - Social Security/ Medicare</b>					
<b>Revenue</b>					
<b>Department: 5 - Admin</b>					
<b>SubAccount: 942 - TAX REVENUE</b>					
<u>19-5-00-40000</u> PROPERTY TAXES - SS	107,800.00	107,800.00	19,607.65	77,015.31	30,784.69
<b>SubAccount: 942 - TAX REVENUE Total:</b>	<b>107,800.00</b>	<b>107,800.00</b>	<b>19,607.65</b>	<b>77,015.31</b>	<b>30,784.69</b>
<b>Department: 5 - Admin Total:</b>	<b>107,800.00</b>	<b>107,800.00</b>	<b>19,607.65</b>	<b>77,015.31</b>	<b>30,784.69</b>
<b>Revenue Total:</b>	<b>107,800.00</b>	<b>107,800.00</b>	<b>19,607.65</b>	<b>77,015.31</b>	<b>30,784.69</b>

Special Recreation Funds

For Fiscal: 2023-2024 Period Ending: 11/30/2023

	Original Total Budget	Current Total Budget	MTD Activity	YTD Activity	Budget Remaining
<b>Expense</b>					
<b>Department: 5 - Admin</b>					
<b>SubAccount: 521 - SS/ MEDICARE</b>					
<u>19-5-00-53200</u> EMPLOYER MATCH SS & MEDICARE	175,264.00	175,264.00	6,795.59	56,790.89	118,473.11
<b>SubAccount: 521 - SS/ MEDICARE Total:</b>	<b>175,264.00</b>	<b>175,264.00</b>	<b>6,795.59</b>	<b>56,790.89</b>	<b>118,473.11</b>
<b>Department: 5 - Admin Total:</b>	<b>175,264.00</b>	<b>175,264.00</b>	<b>6,795.59</b>	<b>56,790.89</b>	<b>118,473.11</b>
<b>Expense Total:</b>	<b>175,264.00</b>	<b>175,264.00</b>	<b>6,795.59</b>	<b>56,790.89</b>	<b>118,473.11</b>
<b>Fund: 19 - Social Security/ Medicare Surplus (Deficit):</b>	<b>-67,464.00</b>	<b>-67,464.00</b>	<b>12,812.06</b>	<b>20,224.42</b>	
<b>Total Surplus (Deficit):</b>	<b>-287,866.00</b>	<b>-287,866.00</b>	<b>91,308.60</b>	<b>-169,844.52</b>	

**Fund Summary**

Fund	Original	Current	MTD Activity	YTD Activity	Budget
	Total Budget	Total Budget			Remaining
14 - IMRF Pension	-58,904.00	-58,904.00	5,281.33	-2,897.12	-56,006.88
15 - Paving & Lighting	-40,500.00	-40,500.00	4,488.50	-31,981.63	-8,518.37
16 - Liability Insurance	41,590.00	41,590.00	22,324.37	52,238.80	-10,648.80
17 - Audit	-6,500.00	-6,500.00	1,771.78	-7,287.79	787.79
18 - Special Recreation	-156,088.00	-156,088.00	44,630.56	-200,141.20	44,053.20
19 - Social Security/ Medicare	-67,464.00	-67,464.00	12,812.06	20,224.42	-87,688.42
<b>Total Surplus (Deficit):</b>	<b>-287,866.00</b>	<b>-287,866.00</b>	<b>91,308.60</b>	<b>-169,844.52</b>	



Park District of La Grange, IL

# Prior-Year Comparative Income Statement Account Summary

For the Period Ending 11/30/2023

	2022-2023 Nov. Activity	2023-2024 Nov. Activity	Nov. Variance Favorable / (Unfavorable)	Variance %	2022-2023 YTD Activity	2023-2024 YTD Activity	YTD Variance Favorable / (Unfavorable)	Variance %	
<b>Fund: 01 - General</b>									
<b>Revenue</b>									
<b>Department: 5 - Admin</b>									
<b>SubAccount: 426 - BUILDING RENTALS</b>									
<u>01-5-00-42500</u>	RENTAL INCOME - Leadershop (Denni...	0.00	3,922.03	3,922.03	0.00%	24,092.18	22,335.15	-1,757.03	-7.29%
<u>01-5-00-42600</u>	RENTAL INCOME - WHITE SOX TRAINI...	0.00	0.00	0.00	0.00%	0.00	2,308.66	2,308.66	0.00%
<u>01-5-00-42610</u>	Rental Income - IPRA	7,994.04	4,295.14	-3,698.90	-46.27%	30,858.47	28,872.50	-1,985.97	-6.44%
	<b>SubAccount 426 - BUILDING RENTALS Total:</b>	<b>7,994.04</b>	<b>8,217.17</b>	<b>223.13</b>	<b>2.79%</b>	<b>54,950.65</b>	<b>53,516.31</b>	<b>-1,434.34</b>	<b>-2.61%</b>
<b>SubAccount: 942 - TAX REVENUE</b>									
<u>01-5-00-40000</u>	PROPERTY TAXES - GEN	0.00	177,236.62	177,236.62	0.00%	500,574.85	696,286.15	195,711.30	39.10%
<u>01-5-00-40100</u>	REPLACEMENT TAXES	0.00	4.89	4.89	0.00%	0.00	24,526.92	24,526.92	0.00%
	<b>SubAccount 942 - TAX REVENUE Total:</b>	<b>0.00</b>	<b>177,241.51</b>	<b>177,241.51</b>	<b>0.00%</b>	<b>500,574.85</b>	<b>720,813.07</b>	<b>220,238.22</b>	<b>44.00%</b>
<b>SubAccount: 943 - OTHER REVENUES</b>									
<u>01-5-00-41000</u>	INTEREST INCOME	16,776.75	23,256.33	6,479.58	38.62%	70,497.59	194,052.17	123,554.58	175.26%
<u>01-5-00-42100</u>	CONTRACTUAL SERVICES	0.00	2,088.69	2,088.69	0.00%	5,393.00	4,231.69	-1,161.31	-21.53%
<u>01-5-00-42700</u>	LG ENDLESS SUMMER INCOME	0.00	0.00	0.00	0.00%	18,737.91	0.00	-18,737.91	-100.00%
<u>01-5-00-43000</u>	MISC REVENUE	737.02	0.00	-737.02	-100.00%	771.07	2,260.46	1,489.39	193.16%
<u>01-5-00-43100</u>	VENDING SALES	0.00	0.00	0.00	0.00%	0.00	421.25	421.25	0.00%
<u>01-5-00-43115</u>	SNACK MACHINE - NET REVENUE	0.00	0.00	0.00	0.00%	598.66	0.00	-598.66	-100.00%
	<b>SubAccount 943 - OTHER REVENUES Total:</b>	<b>17,513.77</b>	<b>25,345.02</b>	<b>7,831.25</b>	<b>44.71%</b>	<b>95,998.23</b>	<b>200,965.57</b>	<b>104,967.34</b>	<b>109.34%</b>
	<b>Department 5 - Admin Total:</b>	<b>25,507.81</b>	<b>210,803.70</b>	<b>185,295.89</b>	<b>726.43%</b>	<b>651,523.73</b>	<b>975,294.95</b>	<b>323,771.22</b>	<b>49.69%</b>
	<b>Revenue Total:</b>	<b>25,507.81</b>	<b>210,803.70</b>	<b>185,295.89</b>	<b>726.43%</b>	<b>651,523.73</b>	<b>975,294.95</b>	<b>323,771.22</b>	<b>49.69%</b>
<b>Expense</b>									
<b>Department: 5 - Admin</b>									
<b>SubAccount: 511 - ADMINISTRATIVE SALARIES</b>									
<u>01-5-00-51100</u>	WAGES - ADMIN	21,410.48	20,350.34	1,060.14	4.95%	147,901.76	138,066.75	9,835.01	6.65%
	<b>SubAccount 511 - ADMINISTRATIVE SALARIES Total:</b>	<b>21,410.48</b>	<b>20,350.34</b>	<b>1,060.14</b>	<b>4.95%</b>	<b>147,901.76</b>	<b>138,066.75</b>	<b>9,835.01</b>	<b>6.65%</b>
<b>SubAccount: 512 - FRONT DESK</b>									
<u>01-5-00-51200</u>	WAGES - FRONT DESK	2,645.55	1,685.63	959.92	36.28%	17,877.56	15,338.85	2,538.71	14.20%
	<b>SubAccount 512 - FRONT DESK Total:</b>	<b>2,645.55</b>	<b>1,685.63</b>	<b>959.92</b>	<b>36.28%</b>	<b>17,877.56</b>	<b>15,338.85</b>	<b>2,538.71</b>	<b>14.20%</b>
<b>SubAccount: 530 - HEALTH &amp; LIFE INSURANCE</b>									
<u>01-5-00-53001</u>	HEALTH INSURANCE	7,754.27	16,920.75	-9,166.48	-118.21%	48,372.44	61,015.35	-12,642.91	-26.14%
	<b>SubAccount 530 - HEALTH &amp; LIFE INSURANCE Total:</b>	<b>7,754.27</b>	<b>16,920.75</b>	<b>-9,166.48</b>	<b>-118.21%</b>	<b>48,372.44</b>	<b>61,015.35</b>	<b>-12,642.91</b>	<b>-26.14%</b>

Prior-Year Comparative Income Statement

For the Period Ending 11/30/2023

		2022-2023 Nov. Activity	2023-2024 Nov. Activity	Nov. Variance Favorable / (Unfavorable)	Variance %	2022-2023 YTD Activity	2023-2024 YTD Activity	YTD Variance Favorable / (Unfavorable)	Variance %
<b>SubAccount: 540 - EDUCATION &amp; TRAINING</b>									
<u>01-5-00-54011</u>	CONF - AGENCY - CHAMBER & LGBA	25.00	0.00	25.00	100.00%	25.00	15.00	10.00	40.00%
<u>01-5-00-54013</u>	CONF - AGENCY - AGENCY EVENTS	32.50	0.00	32.50	100.00%	32.50	0.00	32.50	100.00%
<u>01-5-00-54014</u>	CONF - AGENCY - OTHER ACTIVITI	0.00	0.00	0.00	0.00%	0.00	47.50	-47.50	0.00%
<u>01-5-00-54030</u>	CONF- PROF - NRPA	0.00	215.54	-215.54	0.00%	1,716.56	1,971.49	-254.93	-14.85%
<u>01-5-00-54031</u>	CONF- PROF - IPRA/IPAD	0.00	232.50	-232.50	0.00%	593.50	1,298.50	-705.00	-118.79%
<u>01-5-00-54032</u>	CONF - PROF - NATL DEV SCHOOLS	0.00	0.00	0.00	0.00%	644.62	873.30	-228.68	-35.48%
<u>01-5-00-54033</u>	CONF- PROF - LOCAL DEV SCHOOLS	0.00	0.00	0.00	0.00%	0.00	15.00	-15.00	0.00%
<u>01-5-00-54034</u>	CONF- PROF - IAPD LEGISLATIVE	6.00	0.00	6.00	100.00%	224.00	119.50	104.50	46.65%
<u>01-5-00-54035</u>	MISC ED & PROF SRV ACTIVITIES	0.00	0.00	0.00	0.00%	45.00	0.00	45.00	100.00%
<u>01-5-00-54040</u>	SEMINARS & WORKSHOPS - FT	0.00	101.95	-101.95	0.00%	132.77	101.95	30.82	23.21%
<u>01-5-00-54043</u>	COMPUTER TRAINING	0.00	0.00	0.00	0.00%	0.00	787.50	-787.50	0.00%
	<b>SubAccount 540 - EDUCATION &amp; TRAINING Total:</b>	<b>63.50</b>	<b>549.99</b>	<b>-486.49</b>	<b>-766.13%</b>	<b>3,413.95</b>	<b>5,229.74</b>	<b>-1,815.79</b>	<b>-53.19%</b>
<b>SubAccount: 600 - PROMOTION &amp; PUBLICITY</b>									
<u>01-5-00-60011</u>	BANNERS/ SIGNS/ NAME TAGS	55.81	0.00	55.81	100.00%	711.67	527.25	184.42	25.91%
<u>01-5-00-60013</u>	PROMOTIONAL ITEMS	0.00	0.00	0.00	0.00%	302.56	1,148.80	-846.24	-279.69%
<u>01-5-00-60022</u>	COMMUNITY EVENTS	0.00	150.00	-150.00	0.00%	193.37	150.00	43.37	22.43%
<u>01-5-00-60030</u>	MARKETING	322.67	114.75	207.92	64.44%	908.93	693.00	215.93	23.76%
	<b>SubAccount 600 - PROMOTION &amp; PUBLICITY Total:</b>	<b>378.48</b>	<b>264.75</b>	<b>113.73</b>	<b>30.05%</b>	<b>2,116.53</b>	<b>2,519.05</b>	<b>-402.52</b>	<b>-19.02%</b>
<b>SubAccount: 610 - PROFESSIONAL FEES</b>									
<u>01-5-00-61000</u>	LEGAL SERVICES - MONTHLY	0.00	3,321.50	-3,321.50	0.00%	11,134.06	9,054.51	2,079.55	18.68%
<u>01-5-00-61010</u>	CONSULTING FEES	0.00	0.00	0.00	0.00%	0.00	562.50	-562.50	0.00%
<u>01-5-00-61013</u>	CONTRACTUAL - SPECIAL PROJECTS	0.00	0.00	0.00	0.00%	600.00	0.00	600.00	100.00%
<u>01-5-00-61015</u>	KROLL SERVICES	0.00	0.00	0.00	0.00%	0.00	750.00	-750.00	0.00%
<u>01-5-00-61016</u>	PAYROLL SERVICE FEES	0.00	1,561.90	-1,561.90	0.00%	0.00	2,944.68	-2,944.68	0.00%
	<b>SubAccount 610 - PROFESSIONAL FEES Total:</b>	<b>0.00</b>	<b>4,883.40</b>	<b>-4,883.40</b>	<b>0.00%</b>	<b>11,734.06</b>	<b>13,311.69</b>	<b>-1,577.63</b>	<b>-13.44%</b>
<b>SubAccount: 630 - TRANSPORTATION</b>									
<u>01-5-00-63039</u>	CAR ALLOWANCE	0.00	0.00	0.00	0.00%	0.00	1,500.00	-1,500.00	0.00%
	<b>SubAccount 630 - TRANSPORTATION Total:</b>	<b>0.00</b>	<b>0.00</b>	<b>0.00</b>	<b>0.00%</b>	<b>0.00</b>	<b>1,500.00</b>	<b>-1,500.00</b>	<b>0.00%</b>
<b>SubAccount: 650 - BANK/MERCHANT FEES</b>									
<u>01-5-00-65001</u>	BANK SERVICE CHARGES	96.00	80.24	15.76	16.42%	224.06	395.34	-171.28	-76.44%
	<b>SubAccount 650 - BANK/MERCHANT FEES Total:</b>	<b>96.00</b>	<b>80.24</b>	<b>15.76</b>	<b>16.42%</b>	<b>224.06</b>	<b>395.34</b>	<b>-171.28</b>	<b>-76.44%</b>
<b>SubAccount: 660 - DUES &amp; SUBSCRIPTIONS</b>									
<u>01-5-00-66010</u>	DUES - AGENCY - NRPA	0.00	0.00	0.00	0.00%	437.50	450.00	-12.50	-2.86%
<u>01-5-00-66015</u>	DUES - AGENCY - GFOA	0.00	0.00	0.00	0.00%	75.00	0.00	75.00	100.00%
<u>01-5-00-66016</u>	DUES - AGENCY - LGBA	125.00	125.00	0.00	0.00%	125.00	125.00	0.00	0.00%
<u>01-5-00-66017</u>	DUES - SAMS CLUB	0.00	0.00	0.00	0.00%	188.65	335.00	-146.35	-77.58%
<u>01-5-00-66018</u>	DUES - AGENCY - UNFORESEEN	0.00	0.00	0.00	0.00%	249.50	0.00	249.50	100.00%
<u>01-5-00-66020</u>	DUES - PROF - IPRA	139.50	0.00	139.50	100.00%	139.50	0.00	139.50	100.00%
<u>01-5-00-66024</u>	DUES - PROF - SSPRA	0.00	0.00	0.00	0.00%	140.00	10.00	130.00	92.86%

Prior-Year Comparative Income Statement

For the Period Ending 11/30/2023

		2022-2023	2023-2024	Nov. Variance		2022-2023	2023-2024	YTD Variance	
		Nov. Activity	Nov. Activity	Favorable /	Variance %	YTD Activity	YTD Activity	Favorable /	Variance %
				(Unfavorable)				(Unfavorable)	
<u>01-5-00-66025</u>	DUES - PROF - CERTIFICATION	0.00	0.00	0.00	0.00%	0.00	172.50	-172.50	0.00%
<u>01-5-00-66026</u>	DUES - PROF - UNFORESEEN	0.00	0.00	0.00	0.00%	315.00	0.00	315.00	100.00%
<u>01-5-00-66031</u>	DUES - AMAZON	0.00	0.00	0.00	0.00%	0.00	249.50	-249.50	0.00%
<u>01-5-00-66032</u>	DUES - HR SOURCE	0.00	0.00	0.00	0.00%	0.00	740.00	-740.00	0.00%
<u>01-5-00-66042</u>	PUBLICATIONS	0.00	0.00	0.00	0.00%	31.00	0.00	31.00	100.00%
<b>SubAccount 660 - DUES &amp; SUBSCRIPTIONS Total:</b>		<b>264.50</b>	<b>125.00</b>	<b>139.50</b>	<b>52.74%</b>	<b>1,701.15</b>	<b>2,082.00</b>	<b>-380.85</b>	<b>-22.39%</b>
<b>SubAccount: 670 - COMMUNICATION SERVICES</b>									
<u>01-5-00-67011</u>	PHONE - LOCAL SERVICE	479.02	650.91	-171.89	-35.88%	3,704.52	4,356.34	-651.82	-17.60%
<u>01-5-00-67030</u>	MOBILE PHONE - EXEC DIR	25.00	0.00	25.00	100.00%	175.00	125.00	50.00	28.57%
<u>01-5-00-67031</u>	MOBILE PHONE - PARK FOREMAN	0.00	32.73	-32.73	0.00%	228.02	228.55	-0.53	-0.23%
<u>01-5-00-67032</u>	MOBILE PHONE - SUPT OF REC	25.00	0.00	25.00	100.00%	175.00	962.50	-787.50	-450.00%
<u>01-5-00-67034</u>	MOBILE PHONE - SUPERVISORS	0.00	0.00	0.00	0.00%	8.75	61.25	-52.50	-600.00%
<u>01-5-00-67035</u>	MOBILE PHONE - SUPT OF FINANCE	25.00	0.00	25.00	100.00%	50.00	837.50	-787.50	-1,575.00%
<u>01-5-00-67036</u>	MOBILE PHONE - SUPT OF FACILIT	25.00	0.00	25.00	100.00%	162.50	600.00	-437.50	-269.23%
<u>01-5-00-67037</u>	MOBILE PHONE - MAIN STAFF	47.50	0.00	47.50	100.00%	332.50	165.00	167.50	50.38%
<u>01-5-00-67038</u>	MOBILE DEVICES	0.00	46.50	-46.50	0.00%	222.78	325.50	-102.72	-46.11%
<u>01-5-00-67040</u>	HIGH SPEED INTERNET	129.95	132.45	-2.50	-1.92%	1,019.50	927.15	92.35	9.06%
<u>01-5-00-67041</u>	WEB HOST	0.00	0.00	0.00	0.00%	0.00	246.00	-246.00	0.00%
<u>01-5-00-67046</u>	TELEPHONE EQUIPMENT LEASE	0.00	0.00	0.00	0.00%	843.50	915.00	-71.50	-8.48%
<u>01-5-00-67050</u>	PHONE - MISC	0.00	0.00	0.00	0.00%	12.60	0.00	12.60	100.00%
<b>SubAccount 670 - COMMUNICATION SERVICES Total:</b>		<b>756.47</b>	<b>862.59</b>	<b>-106.12</b>	<b>-14.03%</b>	<b>6,934.67</b>	<b>9,749.79</b>	<b>-2,815.12</b>	<b>-40.59%</b>
<b>SubAccount: 680 - SOFTWARE CONTRACTS</b>									
<u>01-5-00-68010</u>	SOFTWARE CONTRACT - ACCTG	0.00	210.32	-210.32	0.00%	5,666.86	7,573.38	-1,906.52	-33.64%
<u>01-5-00-68011</u>	SOFTWARE CONTRACT - RECTRACT	0.00	0.00	0.00	0.00%	3,131.10	3,484.54	-353.44	-11.29%
<u>01-5-00-68013</u>	ANTI VIRUS SOFTWARE -	921.45	0.00	921.45	100.00%	1,058.45	0.00	1,058.45	100.00%
<u>01-5-00-68020</u>	ONSITE SUPPORT	852.89	2,304.45	-1,451.56	-170.19%	4,277.26	7,858.32	-3,581.06	-83.72%
<b>SubAccount 680 - SOFTWARE CONTRACTS Total:</b>		<b>1,774.34</b>	<b>2,514.77</b>	<b>-740.43</b>	<b>-41.73%</b>	<b>14,133.67</b>	<b>18,916.24</b>	<b>-4,782.57</b>	<b>-33.84%</b>
<b>SubAccount: 690 - LEGAL/ RECRUITMENT NOTICES</b>									
<u>01-5-00-69010</u>	PUBLISH NOTICES	0.00	24.07	-24.07	0.00%	51.27	73.98	-22.71	-44.29%
<u>01-5-00-69020</u>	RECRUITMENT ADS	0.00	373.00	-373.00	0.00%	1,155.00	667.50	487.50	42.21%
<b>SubAccount 690 - LEGAL/ RECRUITMENT NOTICES Total:</b>		<b>0.00</b>	<b>397.07</b>	<b>-397.07</b>	<b>0.00%</b>	<b>1,206.27</b>	<b>741.48</b>	<b>464.79</b>	<b>38.53%</b>
<b>SubAccount: 691 - PRINTING/ DESIGN SERVICES</b>									
<u>01-5-00-69110</u>	PROGRAM GUIDE - DESIGN	750.00	1,500.00	-750.00	-100.00%	2,287.50	3,018.75	-731.25	-31.97%
<u>01-5-00-69111</u>	PROGRAM GUIDE - PRINT	660.95	0.00	660.95	100.00%	1,315.95	660.96	654.99	49.77%
<u>01-5-00-69120</u>	PUBLIC INFO FLYER PRINTING	22.57	31.10	-8.53	-37.79%	113.52	184.35	-70.83	-62.39%
<u>01-5-00-69140</u>	ADMIN FORMS - CONTINGENCY	0.00	0.00	0.00	0.00%	122.76	233.84	-111.08	-90.49%
<b>SubAccount 691 - PRINTING/ DESIGN SERVICES Total:</b>		<b>1,433.52</b>	<b>1,531.10</b>	<b>-97.58</b>	<b>-6.81%</b>	<b>3,839.73</b>	<b>4,097.90</b>	<b>-258.17</b>	<b>-6.72%</b>
<b>SubAccount: 710 - ADMINISTRATIVE EXPENSE ACCTS</b>									
<u>01-5-00-71010</u>	EXP ACCT - EXEC DIR	144.15	187.58	-43.43	-30.13%	484.56	674.29	-189.73	-39.16%
<u>01-5-00-71012</u>	EXP ACCT - SUPT OF REC	0.00	60.00	-60.00	0.00%	162.44	153.21	9.23	5.68%

Prior-Year Comparative Income Statement

For the Period Ending 11/30/2023

		2022-2023	2023-2024	Nov. Variance		2022-2023	2023-2024	YTD Variance	
		Nov. Activity	Nov. Activity	Favorable / (Unfavorable)	Variance %	YTD Activity	YTD Activity	Favorable / (Unfavorable)	Variance %
<u>01-5-00-71013</u>	EXP ACCT - SUPT OF FINANCE	119.91	0.00	119.91	100.00%	119.91	315.56	-195.65	-163.16%
<u>01-5-00-71014</u>	EXP ACCT - SUPT OF FACILITIES	0.00	13.99	-13.99	0.00%	0.00	51.91	-51.91	0.00%
<b>SubAccount 710 - ADMINISTRATIVE EXPENSE ACCTS Total:</b>		<b>264.06</b>	<b>261.57</b>	<b>2.49</b>	<b>0.94%</b>	<b>766.91</b>	<b>1,194.97</b>	<b>-428.06</b>	<b>-55.82%</b>
<b>SubAccount: 720 - EMPLOYEE/ PUBLIC RELATIONS</b>									
<u>01-5-00-72010</u>	BOARD MTG ALLOWANCE	0.00	0.00	0.00	0.00%	214.48	0.00	214.48	100.00%
<b>SubAccount 720 - EMPLOYEE/ PUBLIC RELATIONS Total:</b>		<b>0.00</b>	<b>0.00</b>	<b>0.00</b>	<b>0.00%</b>	<b>214.48</b>	<b>0.00</b>	<b>214.48</b>	<b>100.00%</b>
<b>SubAccount: 730 - OFFICE/ ADMIN SUPPLIES</b>									
<u>01-5-00-73010</u>	PAPER, ENVELOPES, LABELS	0.00	23.99	-23.99	0.00%	397.22	284.77	112.45	28.31%
<u>01-5-00-73011</u>	FOLDERS, BINDERS, INDEX TABS	0.00	0.00	0.00	0.00%	92.89	17.90	74.99	80.73%
<u>01-5-00-73020</u>	PENS, PENCILS, MARKERS	0.00	0.00	0.00	0.00%	29.09	0.00	29.09	100.00%
<u>01-5-00-73021</u>	CALENDARS, PERSONAL ORGANIZERS	85.61	0.00	85.61	100.00%	85.61	0.00	85.61	100.00%
<u>01-5-00-73022</u>	PRINT CARTRIDGES	267.39	58.14	209.25	78.26%	957.94	176.10	781.84	81.62%
<u>01-5-00-73023</u>	DESK SUPPLIES	21.73	3.00	18.73	86.19%	233.17	14.08	219.09	93.96%
<u>01-5-00-73030</u>	WATER SERVICE	13.22	52.67	-39.45	-298.41%	411.33	351.44	59.89	14.56%
<u>01-5-00-73031</u>	CUPS, NAPKINS, PAPER TOWELS	0.00	0.00	0.00	0.00%	9.31	7.22	2.09	22.45%
<u>01-5-00-73040</u>	OFFICE SUPPLIES - MISC	0.00	161.59	-161.59	0.00%	7.49	311.62	-304.13	-4,060.48%
<b>SubAccount 730 - OFFICE/ ADMIN SUPPLIES Total:</b>		<b>387.95</b>	<b>299.39</b>	<b>88.56</b>	<b>22.83%</b>	<b>2,224.05</b>	<b>1,163.13</b>	<b>1,060.92</b>	<b>47.70%</b>
<b>SubAccount: 740 - COMPUTER SUPPLIES/ EQUIP</b>									
<u>01-5-00-74011</u>	COMPUTER - HARDWARE SMALL	0.00	0.00	0.00	0.00%	190.01	95.73	94.28	49.62%
<b>SubAccount 740 - COMPUTER SUPPLIES/ EQUIP Total:</b>		<b>0.00</b>	<b>0.00</b>	<b>0.00</b>	<b>0.00%</b>	<b>190.01</b>	<b>95.73</b>	<b>94.28</b>	<b>49.62%</b>
<b>SubAccount: 750 - OFFICE EQUIPMENT</b>									
<u>01-5-00-75010</u>	FURNITURE	317.75	0.00	317.75	100.00%	9,395.24	4,437.50	4,957.74	52.77%
<b>SubAccount 750 - OFFICE EQUIPMENT Total:</b>		<b>317.75</b>	<b>0.00</b>	<b>317.75</b>	<b>100.00%</b>	<b>9,395.24</b>	<b>4,437.50</b>	<b>4,957.74</b>	<b>52.77%</b>
<b>SubAccount: 760 - POSTAGE &amp; DELIVERY</b>									
<u>01-5-00-76011</u>	POSTAGE - PROGRAM GUIDE	0.00	988.82	-988.82	0.00%	952.42	1,979.80	-1,027.38	-107.87%
<u>01-5-00-76013</u>	POSTAGE - GENERAL	0.00	0.00	0.00	0.00%	14.56	49.20	-34.64	-237.91%
<u>01-5-00-76014</u>	POSTAGE - MACHINE	500.00	0.00	500.00	100.00%	500.00	0.00	500.00	100.00%
<u>01-5-00-76015</u>	POSTAGE MACHINE RENTAL	0.00	0.00	0.00	0.00%	159.06	159.06	0.00	0.00%
<u>01-5-00-76022</u>	DELIVERY - LEGAL DOCUMENT	14.43	0.00	14.43	100.00%	26.68	0.00	26.68	100.00%
<b>SubAccount 760 - POSTAGE &amp; DELIVERY Total:</b>		<b>514.43</b>	<b>988.82</b>	<b>-474.39</b>	<b>-92.22%</b>	<b>1,652.72</b>	<b>2,188.06</b>	<b>-535.34</b>	<b>-32.39%</b>
<b>SubAccount: 764 - BANQUET BEVERAGE SERVICE</b>									
<u>01-5-00-76400</u>	BANQUET BEVERAGE SERVICE	90.00	0.00	90.00	100.00%	138.50	0.00	138.50	100.00%
<b>SubAccount 764 - BANQUET BEVERAGE SERVICE Total:</b>		<b>90.00</b>	<b>0.00</b>	<b>90.00</b>	<b>100.00%</b>	<b>138.50</b>	<b>0.00</b>	<b>138.50</b>	<b>100.00%</b>
<b>Department 5 - Admin Total:</b>		<b>38,151.30</b>	<b>51,715.41</b>	<b>-13,564.11</b>	<b>-35.55%</b>	<b>274,037.76</b>	<b>282,043.57</b>	<b>-8,005.81</b>	<b>-2.92%</b>
<b>Department: 6 - Maintenance</b>									
<b>SubAccount: 513 - MAINTENANCE SALARIES</b>									
<u>01-6-00-51300</u>	WAGES - MAINTENANCE	10,597.24	11,507.28	-910.04	-8.59%	78,688.35	77,095.73	1,592.62	2.02%
<b>SubAccount 513 - MAINTENANCE SALARIES Total:</b>		<b>10,597.24</b>	<b>11,507.28</b>	<b>-910.04</b>	<b>-8.59%</b>	<b>78,688.35</b>	<b>77,095.73</b>	<b>1,592.62</b>	<b>2.02%</b>

Prior-Year Comparative Income Statement

For the Period Ending 11/30/2023

	2022-2023 Nov. Activity	2023-2024 Nov. Activity	Nov. Variance Favorable / (Unfavorable)	Variance %	2022-2023 YTD Activity	2023-2024 YTD Activity	YTD Variance Favorable / (Unfavorable)	Variance %
<b>SubAccount: 514 - SEASONAL MAINTENANCE</b>								
<u>01-6-00-51400</u> WAGES - PART TIME MAIN	0.00	0.00	0.00	0.00%	22,249.50	16,980.00	5,269.50	23.68%
<b>SubAccount 514 - SEASONAL MAINTENANCE Total:</b>	<b>0.00</b>	<b>0.00</b>	<b>0.00</b>	<b>0.00%</b>	<b>22,249.50</b>	<b>16,980.00</b>	<b>5,269.50</b>	<b>23.68%</b>
<b>SubAccount: 810 - MAINTENANCE SERVICES</b>								
<u>01-6-00-81009</u> NATIVE AREA SERVICE	0.00	0.00	0.00	0.00%	0.00	2,275.00	-2,275.00	0.00%
<u>01-6-00-81010</u> HVAC CONTRACT	356.97	0.00	356.97	100.00%	9,857.63	8,805.91	1,051.72	10.67%
<u>01-6-00-81011</u> PEST CONTROL	0.00	0.00	0.00	0.00%	0.00	8.99	-8.99	0.00%
<u>01-6-00-81012</u> RUG SERVICE	149.24	0.00	149.24	100.00%	903.38	1,969.20	-1,065.82	-117.98%
<u>01-6-00-81013</u> REC CENTER FLOOR CARE	0.00	0.00	0.00	0.00%	4,777.50	4,747.50	30.00	0.63%
<u>01-6-00-81014</u> SECURITY SERVICE & TESTING	1,563.97	702.00	861.97	55.11%	5,901.91	4,064.54	1,837.37	31.13%
<u>01-6-00-81016</u> ICE MACHINE	0.00	0.00	0.00	0.00%	621.00	0.00	621.00	100.00%
<u>01-6-00-81017</u> ELEVATOR	111.86	727.44	-615.58	-550.31%	783.02	1,306.04	-523.02	-66.80%
<u>01-6-00-81020</u> DUMPSTER SERVICE	206.88	0.00	206.88	100.00%	2,711.56	3,899.82	-1,188.26	-43.82%
<u>01-6-00-81021</u> PESTICIDE/ FERTILIZATION	750.00	0.00	750.00	100.00%	3,800.50	2,368.00	1,432.50	37.69%
<u>01-6-00-81022</u> PORTABLE TOILETS	85.00	290.00	-205.00	-241.18%	4,598.00	4,997.50	-399.50	-8.69%
<u>01-6-00-81023</u> TREE CARE	0.00	0.00	0.00	0.00%	276.02	0.00	276.02	100.00%
<u>01-6-00-81024</u> GORDON PARK LIGHT TIMER	0.00	0.00	0.00	0.00%	180.00	200.00	-20.00	-11.11%
<u>01-6-00-81030</u> MAIN UNIFORMS	145.48	0.00	145.48	100.00%	1,126.94	429.27	697.67	61.91%
<u>01-6-00-81031</u> COPY MACHINE	12.68	13.23	-0.55	-4.34%	796.93	83.09	713.84	89.57%
<u>01-6-00-81032</u> MAIN SHOP SERVICES	0.00	0.00	0.00	0.00%	193.90	0.00	193.90	100.00%
<u>01-6-00-81035</u> BLADE SHARPENING	0.00	0.00	0.00	0.00%	29.00	0.00	29.00	100.00%
<u>01-6-00-81038</u> REC CENTER FACILITY REPAIRS	54.67	0.00	54.67	100.00%	852.17	105.00	747.17	87.68%
<u>01-6-00-81040</u> ELECTRICAL REPAIRS	0.00	0.00	0.00	0.00%	0.00	4,209.82	-4,209.82	0.00%
<u>01-6-00-81041</u> LOCK/ KEY SERVICE	0.00	0.00	0.00	0.00%	347.65	139.50	208.15	59.87%
<u>01-6-00-81042</u> PLUMBING SERVICE	0.00	0.00	0.00	0.00%	694.50	2,922.75	-2,228.25	-320.84%
<u>01-6-00-81045</u> SPLASH PAD SERVICES	0.00	0.00	0.00	0.00%	2,463.22	3,749.82	-1,286.60	-52.23%
<u>01-6-00-81050</u> MAIN SERVICE - UNFORESEEN	0.00	0.00	0.00	0.00%	0.00	441.38	-441.38	0.00%
<b>SubAccount 810 - MAINTENANCE SERVICES Total:</b>	<b>3,436.75</b>	<b>1,732.67</b>	<b>1,704.08</b>	<b>49.58%</b>	<b>40,914.83</b>	<b>46,723.13</b>	<b>-5,808.30</b>	<b>-14.20%</b>
<b>SubAccount: 820 - EQUIPMENT REPAIRS</b>								
<u>01-6-00-82010</u> REPAIRS - VEHICLE	1,846.84	85.37	1,761.47	95.38%	3,370.33	286.92	3,083.41	91.49%
<u>01-6-00-82011</u> REPAIRS - EQUIP	626.24	0.00	626.24	100.00%	1,771.97	1,593.30	178.67	10.08%
<b>SubAccount 820 - EQUIPMENT REPAIRS Total:</b>	<b>2,473.08</b>	<b>85.37</b>	<b>2,387.71</b>	<b>96.55%</b>	<b>5,142.30</b>	<b>1,880.22</b>	<b>3,262.08</b>	<b>63.44%</b>
<b>SubAccount: 830 - MAINTENANCE SUPPLIES</b>								
<u>01-6-00-83010</u> CLEANING SUPPLIES	16.43	0.00	16.43	100.00%	407.04	399.32	7.72	1.90%
<u>01-6-00-83011</u> BATHROOM SUPPLIES	0.00	328.75	-328.75	0.00%	664.89	1,474.09	-809.20	-121.70%
<u>01-6-00-83012</u> BUILDING SUPPLIES	299.80	0.00	299.80	100.00%	2,242.21	771.23	1,470.98	65.60%
<u>01-6-00-83020</u> TRASH CAN PLASTIC LINERS	0.00	0.00	0.00	0.00%	309.96	0.00	309.96	100.00%
<u>01-6-00-83021</u> PLASTIC TRASH BAGS	210.45	0.00	210.45	100.00%	1,621.90	1,476.86	145.04	8.94%
<u>01-6-00-83022</u> PAINT	0.00	0.00	0.00	0.00%	260.95	2.80	258.15	98.93%
<u>01-6-00-83024</u> LIGHT BULBS - OUTDOOR SECURITY	0.00	0.00	0.00	0.00%	23.00	0.00	23.00	100.00%
<u>01-6-00-83026</u> ATHLETIC FIELD PAINT	0.00	0.00	0.00	0.00%	494.34	660.00	-165.66	-33.51%

Prior-Year Comparative Income Statement

For the Period Ending 11/30/2023

		2022-2023	2023-2024	Nov. Variance		2022-2023	2023-2024	YTD Variance	
		Nov. Activity	Nov. Activity	Favorable / (Unfavorable)	Variance %	YTD Activity	YTD Activity	Favorable / (Unfavorable)	Variance %
<a href="#">01-6-00-83028</a>	ELECTRICAL SUPPLIES - REC CTR	0.00	0.00	0.00	0.00%	139.00	39.98	99.02	71.24%
<a href="#">01-6-00-83029</a>	SPORTS NETS	0.00	0.00	0.00	0.00%	205.99	0.00	205.99	100.00%
<a href="#">01-6-00-83035</a>	ELECTRIC SUPPLIES	0.00	0.00	0.00	0.00%	95.07	0.00	95.07	100.00%
<a href="#">01-6-00-83037</a>	VEHICLE/ EQUIP SUPPLIES	0.00	0.00	0.00	0.00%	0.00	423.70	-423.70	0.00%
<a href="#">01-6-00-83038</a>	DEPT SUPPLIES	0.00	0.00	0.00	0.00%	47.86	148.24	-100.38	-209.74%
<a href="#">01-6-00-83043</a>	SPLASH PAD CHEMICALS	0.00	0.00	0.00	0.00%	173.44	749.78	-576.34	-332.30%
<a href="#">01-6-00-83050</a>	MAIN SUPPLIES - UNFORESEEN	0.00	0.00	0.00	0.00%	139.10	500.00	-360.90	-259.45%
<b>SubAccount 830 - MAINTENANCE SUPPLIES Total:</b>		<b>526.68</b>	<b>328.75</b>	<b>197.93</b>	<b>37.58%</b>	<b>6,824.75</b>	<b>6,646.00</b>	<b>178.75</b>	<b>2.62%</b>
<b>SubAccount: 840 - MAINTENANCE MATERIALS</b>									
<a href="#">01-6-00-84010</a>	BALL MIX	0.00	0.00	0.00	0.00%	3,510.00	610.00	2,900.00	82.62%
<a href="#">01-6-00-84011</a>	CALCINED CLAY	0.00	0.00	0.00	0.00%	499.42	1,250.00	-750.58	-150.29%
<a href="#">01-6-00-84012</a>	CLAY BRICKS	0.00	0.00	0.00	0.00%	0.00	334.00	-334.00	0.00%
<a href="#">01-6-00-84013</a>	SAND, STONE, SCREENINGS	0.00	0.00	0.00	0.00%	22.42	72.50	-50.08	-223.37%
<a href="#">01-6-00-84014</a>	CHALK	0.00	0.00	0.00	0.00%	431.05	417.00	14.05	3.26%
<a href="#">01-6-00-84020</a>	SEED	0.00	0.00	0.00	0.00%	1,047.33	0.00	1,047.33	100.00%
<a href="#">01-6-00-84022</a>	SOIL	0.00	0.00	0.00	0.00%	531.00	300.50	230.50	43.41%
<a href="#">01-6-00-84030</a>	CONCRETE BAGS/ BULK	17.95	0.00	17.95	100.00%	28.45	17.97	10.48	36.84%
<a href="#">01-6-00-84031</a>	PLAY SURFACE/ PARTS	0.00	53.50	-53.50	0.00%	3,199.00	3,012.50	186.50	5.83%
<a href="#">01-6-00-84032</a>	UNANTICIPATED EXPENSES	59.99	0.00	59.99	100.00%	59.99	0.00	59.99	100.00%
<a href="#">01-6-00-84040</a>	ELECTRICAL PARTS	0.00	0.00	0.00	0.00%	17.73	280.29	-262.56	-1,480.88%
<a href="#">01-6-00-84041</a>	MISC HARDWARE	225.28	0.00	225.28	100.00%	488.22	454.93	33.29	6.82%
<a href="#">01-6-00-84042</a>	LUMBER	338.78	0.00	338.78	100.00%	338.78	143.92	194.86	57.52%
<a href="#">01-6-00-84044</a>	PLUMBING PARTS	27.38	0.00	27.38	100.00%	55.48	78.36	-22.88	-41.24%
<a href="#">01-6-00-84050</a>	SALT	908.98	0.00	908.98	100.00%	908.98	0.00	908.98	100.00%
<a href="#">01-6-00-84051</a>	CALCIUM CHLORIDE	0.00	0.00	0.00	0.00%	334.38	0.00	334.38	100.00%
<b>SubAccount 840 - MAINTENANCE MATERIALS Total:</b>		<b>1,578.36</b>	<b>53.50</b>	<b>1,524.86</b>	<b>96.61%</b>	<b>11,472.23</b>	<b>6,971.97</b>	<b>4,500.26</b>	<b>39.23%</b>
<b>SubAccount: 850 - PETROLEUM PRODUCTS</b>									
<a href="#">01-6-00-85010</a>	PETRO PROD - DIESEL	0.00	684.20	-684.20	0.00%	1,462.60	2,235.34	-772.74	-52.83%
<a href="#">01-6-00-85011</a>	PETRO PROD - GASOLINE	0.00	0.00	0.00	0.00%	497.97	1,276.50	-778.53	-156.34%
<a href="#">01-6-00-85012</a>	PETRO PROD - WELDING	0.00	0.00	0.00	0.00%	268.64	0.00	268.64	100.00%
<a href="#">01-6-00-85013</a>	PETRO PROD - GREASE/ OIL	103.19	0.00	103.19	100.00%	103.19	53.60	49.59	48.06%
<b>SubAccount 850 - PETROLEUM PRODUCTS Total:</b>		<b>103.19</b>	<b>684.20</b>	<b>-581.01</b>	<b>-563.05%</b>	<b>2,332.40</b>	<b>3,565.44</b>	<b>-1,233.04</b>	<b>-52.87%</b>
<b>SubAccount: 860 - MAIN. TOOLS &amp; EQUIPMENT</b>									
<a href="#">01-6-00-86012</a>	TOOLS - LANDSCAPE	0.00	0.00	0.00	0.00%	268.92	515.74	-246.82	-91.78%
<a href="#">01-6-00-86013</a>	TOOLS - HAND	79.88	0.00	79.88	100.00%	204.94	911.45	-706.51	-344.74%
<a href="#">01-6-00-86014</a>	TOOLS - JANITORIAL	0.00	0.00	0.00	0.00%	70.22	0.00	70.22	100.00%
<a href="#">01-6-00-86015</a>	TOOLS - MAIN - POWER	241.25	0.00	241.25	100.00%	392.11	500.00	-107.89	-27.52%
<a href="#">01-6-00-86017</a>	TOOLS - MISC	194.50	0.00	194.50	100.00%	261.47	0.00	261.47	100.00%
<b>SubAccount 860 - MAIN. TOOLS &amp; EQUIPMENT Total:</b>		<b>515.63</b>	<b>0.00</b>	<b>515.63</b>	<b>100.00%</b>	<b>1,197.66</b>	<b>1,927.19</b>	<b>-729.53</b>	<b>-60.91%</b>
<b>SubAccount: 870 - PARK LANDSCAPING</b>									
<a href="#">01-6-00-87010</a>	LANDSCAPING - FLOWERS	0.00	0.00	0.00	0.00%	856.42	680.92	175.50	20.49%

Prior-Year Comparative Income Statement

For the Period Ending 11/30/2023

		2022-2023	2023-2024	Nov. Variance		2022-2023	2023-2024	YTD Variance	
		Nov. Activity	Nov. Activity	Favorable / (Unfavorable)	Variance %	YTD Activity	YTD Activity	Favorable / (Unfavorable)	Variance %
<a href="#">01-6-00-87011</a>	LANDSCAPING - SHRUBS	0.00	0.00	0.00	0.00%	0.00	179.20	-179.20	0.00%
<a href="#">01-6-00-87013</a>	LANDSCAPING - HERBICIDE/ SOIL	758.84	0.00	758.84	100.00%	778.76	849.97	-71.21	-9.14%
<a href="#">01-6-00-87014</a>	LANDSCAPING - MISC	0.00	0.00	0.00	0.00%	327.68	477.92	-150.24	-45.85%
<b>SubAccount 870 - PARK LANDSCAPING Total:</b>		<b>758.84</b>	<b>0.00</b>	<b>758.84</b>	<b>100.00%</b>	<b>1,962.86</b>	<b>2,188.01</b>	<b>-225.15</b>	<b>-11.47%</b>
<b>SubAccount: 880 - UTILITES - ELECTRIC</b>									
<a href="#">01-6-10-88000</a>	ELECTRIC - DENNING	57.26	144.78	-87.52	-152.85%	828.63	1,158.70	-330.07	-39.83%
<a href="#">01-6-11-88000</a>	ELECTRIC - GILBERT	0.00	71.94	-71.94	0.00%	462.22	695.81	-233.59	-50.54%
<a href="#">01-6-12-88000</a>	ELECTRIC - SEDGWICK	197.50	0.00	197.50	100.00%	1,846.34	1,835.56	10.78	0.58%
<a href="#">01-6-14-88000</a>	ELECTRIC - GORDON	605.92	900.76	-294.84	-48.66%	2,583.57	3,801.88	-1,218.31	-47.16%
<a href="#">01-6-15-88000</a>	ELECTRIC - WAIOLA	19.42	26.01	-6.59	-33.93%	134.80	144.84	-10.04	-7.45%
<a href="#">01-6-18-88000</a>	ELECTRIC - SPRING	11.44	14.72	-3.28	-28.67%	81.10	80.29	0.81	1.00%
<a href="#">01-6-20-88000</a>	ELECTRIC - EAST AVE	1,497.88	3,032.57	-1,534.69	-102.46%	19,245.17	25,214.76	-5,969.59	-31.02%
<b>SubAccount 880 - UTILITES - ELECTRIC Total:</b>		<b>2,389.42</b>	<b>4,190.78</b>	<b>-1,801.36</b>	<b>-75.39%</b>	<b>25,181.83</b>	<b>32,931.84</b>	<b>-7,750.01</b>	<b>-30.78%</b>
<b>SubAccount: 881 - UTILITES - NATURAL GAS</b>									
<a href="#">01-6-10-88100</a>	NATURAL GAS - DENNING	100.53	0.00	100.53	100.00%	308.94	93.77	215.17	69.65%
<a href="#">01-6-11-88100</a>	NATURAL GAS - GILBERT	86.18	39.50	46.68	54.17%	286.38	265.76	20.62	7.20%
<a href="#">01-6-12-88100</a>	NATURAL GAS - SEDGWICK	116.42	105.76	10.66	9.16%	406.88	407.84	-0.96	-0.24%
<a href="#">01-6-13-88100</a>	NATURAL GAS - COMMUNITY CTR	82.74	100.50	-17.76	-21.46%	384.53	361.24	23.29	6.06%
<a href="#">01-6-14-88100</a>	NATURAL GAS - GORDON	33.90	34.99	-1.09	-3.22%	546.74	274.21	272.53	49.85%
<a href="#">01-6-20-88100</a>	NATURAL GAS - EAST AVE	1,203.21	777.81	425.40	35.36%	3,938.60	3,000.00	938.60	23.83%
<b>SubAccount 881 - UTILITES - NATURAL GAS Total:</b>		<b>1,622.98</b>	<b>1,058.56</b>	<b>564.42</b>	<b>34.78%</b>	<b>5,872.07</b>	<b>4,402.82</b>	<b>1,469.25</b>	<b>25.02%</b>
<b>SubAccount: 882 - UTILITIES - WATER</b>									
<a href="#">01-6-10-88200</a>	WATER - DENNING	89.52	0.00	89.52	100.00%	460.52	562.10	-101.58	-22.06%
<a href="#">01-6-11-88200</a>	WATER - GILBERT	106.80	0.00	106.80	100.00%	427.54	389.53	38.01	8.89%
<a href="#">01-6-12-88200</a>	WATER - SEDGWICK	0.00	652.68	-652.68	0.00%	2,586.20	2,183.92	402.28	15.55%
<a href="#">01-6-13-88200</a>	WATER - COMMUNITY CTR	0.00	43.12	-43.12	0.00%	112.92	212.65	-99.73	-88.32%
<a href="#">01-6-14-88200</a>	WATER - GORDON	0.00	388.66	-388.66	0.00%	1,633.75	1,301.27	332.48	20.35%
<a href="#">01-6-15-88200</a>	WATER - WAIOLA	38.27	0.00	38.27	100.00%	150.84	130.87	19.97	13.24%
<a href="#">01-6-16-88200</a>	WATER - ELM	37.64	0.00	37.64	100.00%	77.47	122.00	-44.53	-57.48%
<a href="#">01-6-18-88200</a>	WATER - SPRING	31.52	0.00	31.52	100.00%	126.09	102.44	23.65	18.76%
<a href="#">01-6-20-88200</a>	WATER - EAST AVE	0.00	442.43	-442.43	0.00%	1,338.39	2,099.02	-760.63	-56.83%
<b>SubAccount 882 - UTILITIES - WATER Total:</b>		<b>303.75</b>	<b>1,526.89</b>	<b>-1,223.14</b>	<b>-402.68%</b>	<b>6,913.72</b>	<b>7,103.80</b>	<b>-190.08</b>	<b>-2.75%</b>
<b>SubAccount: 890 - PARK IMPROVEMENTS &amp; REPAIRS</b>									
<a href="#">01-6-00-89200</a>	VANDALISM REPAIR	0.00	0.00	0.00	0.00%	175.00	0.00	175.00	100.00%
<a href="#">01-6-10-89000</a>	REPAIRS - DENNING	0.00	0.00	0.00	0.00%	0.00	666.58	-666.58	0.00%
<a href="#">01-6-11-89000</a>	REPAIRS - GILBERT	0.00	0.00	0.00	0.00%	0.00	295.00	-295.00	0.00%
<a href="#">01-6-12-89000</a>	REPAIRS - SEDGWICK	0.00	0.00	0.00	0.00%	0.00	1,370.00	-1,370.00	0.00%
<a href="#">01-6-13-89000</a>	REPAIRS - COMMUNITY CTR	167.32	0.00	167.32	100.00%	167.32	1,625.00	-1,457.68	-871.19%

Prior-Year Comparative Income Statement

For the Period Ending 11/30/2023

		2022-2023	2023-2024	Nov. Variance		2022-2023	2023-2024	YTD Variance	
		Nov. Activity	Nov. Activity	Favorable / (Unfavorable)	Variance %	YTD Activity	YTD Activity	Favorable / (Unfavorable)	Variance %
<u>01-6-14-89000</u>	REPAIRS - GORDON	0.00	0.00	0.00	0.00%	255.98	749.40	-493.42	-192.76%
<b>SubAccount 890 - PARK IMPROVEMENTS &amp; REPAIRS Total:</b>		<b>167.32</b>	<b>0.00</b>	<b>167.32</b>	<b>100.00%</b>	<b>598.30</b>	<b>4,705.98</b>	<b>-4,107.68</b>	<b>-686.56%</b>
<b>Department 6 - Maintenance Total:</b>		<b>24,473.24</b>	<b>21,168.00</b>	<b>3,305.24</b>	<b>13.51%</b>	<b>209,350.80</b>	<b>213,122.13</b>	<b>-3,771.33</b>	<b>-1.80%</b>
<b>Expense Total:</b>		<b>62,624.54</b>	<b>72,883.41</b>	<b>-10,258.87</b>	<b>-16.38%</b>	<b>483,388.56</b>	<b>495,165.70</b>	<b>-11,777.14</b>	<b>-2.44%</b>
<b>Fund 01 Surplus (Deficit):</b>		<b>-37,116.73</b>	<b>137,920.29</b>	<b>175,037.02</b>	<b>471.59%</b>	<b>168,135.17</b>	<b>480,129.25</b>	<b>311,994.08</b>	<b>185.56%</b>

Prior-Year Comparative Income Statement

For the Period Ending 11/30/2023

	2022-2023 Nov. Activity	2023-2024 Nov. Activity	Nov. Variance Favorable / (Unfavorable)	Variance %	2022-2023 YTD Activity	2023-2024 YTD Activity	YTD Variance Favorable / (Unfavorable)	Variance %	
<b>Fund: 11 - Fitness Center</b>									
<b>Revenue</b>									
<b>Department: 7 - Recreation</b>									
<b>SubAccount: 490 - PROGRAM REVENUE</b>									
<a href="#">11-7-00-49000</a>	MEMBERSHIP FEES - ANNUAL	5,491.00	14,357.00	8,866.00	161.46%	40,864.12	48,225.28	7,361.16	18.01%
<a href="#">11-7-00-49002</a>	MEMBERSHIP FEES - MONTHLY	41,653.75	47,010.86	5,357.11	12.86%	287,993.00	334,124.19	46,131.19	16.02%
<a href="#">11-7-00-49003</a>	MEMBERSHIP FEES - DAILY	790.00	750.00	-40.00	-5.06%	2,655.00	3,708.00	1,053.00	39.66%
<a href="#">11-7-00-49005</a>	INITIATION FEES	2,814.00	2,893.00	79.00	2.81%	13,076.50	12,377.50	-699.00	-5.35%
<a href="#">11-7-00-49055</a>	PERSONAL TRAINER FEES	3,355.00	6,405.00	3,050.00	90.91%	23,635.00	40,340.00	16,705.00	70.68%
	<b>SubAccount 490 - PROGRAM REVENUE Total:</b>	<b>54,103.75</b>	<b>71,415.86</b>	<b>17,312.11</b>	<b>32.00%</b>	<b>368,223.62</b>	<b>438,774.97</b>	<b>70,551.35</b>	<b>19.16%</b>
<b>SubAccount: 943 - OTHER REVENUES</b>									
<a href="#">11-7-00-43000</a>	MISCELLANEOUS FEES	5.00	10.00	5.00	100.00%	58.00	57.00	-1.00	-1.72%
	<b>SubAccount 943 - OTHER REVENUES Total:</b>	<b>5.00</b>	<b>10.00</b>	<b>5.00</b>	<b>100.00%</b>	<b>58.00</b>	<b>57.00</b>	<b>-1.00</b>	<b>-1.72%</b>
	<b>Department 7 - Recreation Total:</b>	<b>54,108.75</b>	<b>71,425.86</b>	<b>17,317.11</b>	<b>32.00%</b>	<b>368,281.62</b>	<b>438,831.97</b>	<b>70,550.35</b>	<b>19.16%</b>
	<b>Revenue Total:</b>	<b>54,108.75</b>	<b>71,425.86</b>	<b>17,317.11</b>	<b>32.00%</b>	<b>368,281.62</b>	<b>438,831.97</b>	<b>70,550.35</b>	<b>19.16%</b>
<b>Expense</b>									
<b>Department: 5 - Admin</b>									
<b>SubAccount: 511 - ADMINISTRATIVE SALARIES</b>									
<a href="#">11-5-00-51100</a>	WAGES - ADMINISTRATIVE	6,991.12	6,837.41	153.71	2.20%	47,416.71	47,416.91	-0.20	0.00%
	<b>SubAccount 511 - ADMINISTRATIVE SALARIES Total:</b>	<b>6,991.12</b>	<b>6,837.41</b>	<b>153.71</b>	<b>2.20%</b>	<b>47,416.71</b>	<b>47,416.91</b>	<b>-0.20</b>	<b>0.00%</b>
<b>SubAccount: 521 - SS/ MEDICARE</b>									
<a href="#">11-5-00-52010</a>	SS/ MEDICARE - FC	534.80	514.19	20.61	3.85%	3,627.32	3,608.98	18.34	0.51%
	<b>SubAccount 521 - SS/ MEDICARE Total:</b>	<b>534.80</b>	<b>514.19</b>	<b>20.61</b>	<b>3.85%</b>	<b>3,627.32</b>	<b>3,608.98</b>	<b>18.34</b>	<b>0.51%</b>
<b>SubAccount: 522 - PENSION</b>									
<a href="#">11-5-00-52015</a>	PENSION - FC	720.62	708.34	12.28	1.70%	4,902.75	5,039.59	-136.84	-2.79%
	<b>SubAccount 522 - PENSION Total:</b>	<b>720.62</b>	<b>708.34</b>	<b>12.28</b>	<b>1.70%</b>	<b>4,902.75</b>	<b>5,039.59</b>	<b>-136.84</b>	<b>-2.79%</b>
<b>SubAccount: 530 - HEALTH &amp; LIFE INSURANCE</b>									
<a href="#">11-5-00-53001</a>	HEALTH INSURANCE	1,276.69	10,978.35	-9,701.66	-759.91%	8,140.96	17,378.32	-9,237.36	-113.47%
	<b>SubAccount 530 - HEALTH &amp; LIFE INSURANCE Total:</b>	<b>1,276.69</b>	<b>10,978.35</b>	<b>-9,701.66</b>	<b>-759.91%</b>	<b>8,140.96</b>	<b>17,378.32</b>	<b>-9,237.36</b>	<b>-113.47%</b>
<b>SubAccount: 540 - EDUCATION &amp; TRAINING</b>									
<a href="#">11-5-00-54033</a>	CONF- PROF- LOCAL DEV SCHOOLS	0.00	0.00	0.00	0.00%	335.00	0.00	335.00	100.00%
	<b>SubAccount 540 - EDUCATION &amp; TRAINING Total:</b>	<b>0.00</b>	<b>0.00</b>	<b>0.00</b>	<b>0.00%</b>	<b>335.00</b>	<b>0.00</b>	<b>335.00</b>	<b>100.00%</b>
<b>SubAccount: 600 - PROMOTION &amp; PUBLICITY</b>									
<a href="#">11-5-00-60010</a>	APPAREL	0.00	0.00	0.00	0.00%	482.50	743.00	-260.50	-53.99%
<a href="#">11-5-00-60011</a>	BANNERS/SIGNS/NAME TAGS	0.00	0.00	0.00	0.00%	71.72	0.00	71.72	100.00%
<a href="#">11-5-00-60012</a>	PROMOTION SUPPLIES	0.00	0.00	0.00	0.00%	474.77	729.09	-254.32	-53.57%
<a href="#">11-5-00-60020</a>	ADVERTISING	300.00	0.00	300.00	100.00%	620.83	0.00	620.83	100.00%
<a href="#">11-5-00-60030</a>	MARKETING	0.00	0.00	0.00	0.00%	346.52	260.75	85.77	24.75%
	<b>SubAccount 600 - PROMOTION &amp; PUBLICITY Total:</b>	<b>300.00</b>	<b>0.00</b>	<b>300.00</b>	<b>100.00%</b>	<b>1,996.34</b>	<b>1,732.84</b>	<b>263.50</b>	<b>13.20%</b>

Prior-Year Comparative Income Statement

For the Period Ending 11/30/2023

	2022-2023 Nov. Activity	2023-2024 Nov. Activity	Nov. Variance Favorable / (Unfavorable)	Variance %	2022-2023 YTD Activity	2023-2024 YTD Activity	YTD Variance Favorable / (Unfavorable)	Variance %
<b>SubAccount: 610 - PROFESSIONAL FEES</b>								
<a href="#">11-5-00-61020</a> BACKGROUND CHECKS	100.00	100.00	0.00	0.00%	400.00	200.00	200.00	50.00%
<b>SubAccount 610 - PROFESSIONAL FEES Total:</b>	<b>100.00</b>	<b>100.00</b>	<b>0.00</b>	<b>0.00%</b>	<b>400.00</b>	<b>200.00</b>	<b>200.00</b>	<b>50.00%</b>
<b>SubAccount: 650 - BANK/MERCHANT FEES</b>								
<a href="#">11-5-00-65004</a> MERCHANT FEES	1,305.97	2,400.25	-1,094.28	-83.79%	9,368.10	13,374.10	-4,006.00	-42.76%
<b>SubAccount 650 - BANK/MERCHANT FEES Total:</b>	<b>1,305.97</b>	<b>2,400.25</b>	<b>-1,094.28</b>	<b>-83.79%</b>	<b>9,368.10</b>	<b>13,374.10</b>	<b>-4,006.00</b>	<b>-42.76%</b>
<b>SubAccount: 670 - COMMUNICATION SERVICES</b>								
<a href="#">11-5-00-67033</a> MOBILE PHONE - SUPT FC	35.00	0.00	35.00	100.00%	245.00	175.00	70.00	28.57%
<a href="#">11-5-00-67040</a> HIGH SPEED INTERNET/ TV SERV.	300.98	0.00	300.98	100.00%	2,106.86	1,750.88	355.98	16.90%
<b>SubAccount 670 - COMMUNICATION SERVICES Total:</b>	<b>335.98</b>	<b>0.00</b>	<b>335.98</b>	<b>100.00%</b>	<b>2,351.86</b>	<b>1,925.88</b>	<b>425.98</b>	<b>18.11%</b>
<b>SubAccount: 680 - SOFTWARE CONTRACTS</b>								
<a href="#">11-5-00-68020</a> ONSITE SUPPORT	189.80	201.89	-12.09	-6.37%	916.65	2,435.12	-1,518.47	-165.65%
<b>SubAccount 680 - SOFTWARE CONTRACTS Total:</b>	<b>189.80</b>	<b>201.89</b>	<b>-12.09</b>	<b>-6.37%</b>	<b>916.65</b>	<b>2,435.12</b>	<b>-1,518.47</b>	<b>-165.65%</b>
<b>SubAccount: 690 - LEGAL/ RECRUITMENT NOTICES</b>								
<a href="#">11-5-00-69020</a> RECRUITMENT ADS	0.00	0.00	0.00	0.00%	180.00	0.00	180.00	100.00%
<b>SubAccount 690 - LEGAL/ RECRUITMENT NOTICES Total:</b>	<b>0.00</b>	<b>0.00</b>	<b>0.00</b>	<b>0.00%</b>	<b>180.00</b>	<b>0.00</b>	<b>180.00</b>	<b>100.00%</b>
<b>SubAccount: 730 - OFFICE/ ADMIN SUPPLIES</b>								
<a href="#">11-5-00-73023</a> DESK SUPPLIES	0.00	0.00	0.00	0.00%	0.00	296.94	-296.94	0.00%
<b>SubAccount 730 - OFFICE/ ADMIN SUPPLIES Total:</b>	<b>0.00</b>	<b>0.00</b>	<b>0.00</b>	<b>0.00%</b>	<b>0.00</b>	<b>296.94</b>	<b>-296.94</b>	<b>0.00%</b>
<b>Department 5 - Admin Total:</b>	<b>11,754.98</b>	<b>21,740.43</b>	<b>-9,985.45</b>	<b>-84.95%</b>	<b>79,635.69</b>	<b>93,408.68</b>	<b>-13,772.99</b>	<b>-17.29%</b>
<b>Department: 6 - Maintenance</b>								
<b>SubAccount: 810 - MAINTENANCE SERVICES</b>								
<a href="#">11-6-00-81010</a> HVAC CONTRACT	356.97	0.00	356.97	100.00%	1,199.65	884.75	314.90	26.25%
<a href="#">11-6-00-81013</a> REC CENTER FLOOR CARE	0.00	0.00	0.00	0.00%	0.00	500.00	-500.00	0.00%
<a href="#">11-6-00-81015</a> DRY CHEMICAL CARPET CLEANER	0.00	0.00	0.00	0.00%	759.00	759.00	0.00	0.00%
<a href="#">11-6-00-81031</a> COPY MACHINE SERVICE	74.70	0.00	74.70	100.00%	348.26	86.52	261.74	75.16%
<b>SubAccount 810 - MAINTENANCE SERVICES Total:</b>	<b>431.67</b>	<b>0.00</b>	<b>431.67</b>	<b>100.00%</b>	<b>2,306.91</b>	<b>2,230.27</b>	<b>76.64</b>	<b>3.32%</b>
<b>SubAccount: 830 - MAINTENANCE SUPPLIES</b>								
<a href="#">11-6-00-83010</a> CLEANING SUPPLIES	1,260.70	2,361.60	-1,100.90	-87.32%	5,653.38	6,019.35	-365.97	-6.47%
<a href="#">11-6-00-83011</a> BATHROOM SUPPLIES	363.25	0.00	363.25	100.00%	1,082.20	852.73	229.47	21.20%
<a href="#">11-6-00-83012</a> BUILDING SUPPLIES	0.00	188.30	-188.30	0.00%	649.10	282.75	366.35	56.44%
<b>SubAccount 830 - MAINTENANCE SUPPLIES Total:</b>	<b>1,623.95</b>	<b>2,549.90</b>	<b>-925.95</b>	<b>-57.02%</b>	<b>7,384.68</b>	<b>7,154.83</b>	<b>229.85</b>	<b>3.11%</b>
<b>SubAccount: 880 - UTILITES - ELECTRIC</b>								
<a href="#">11-6-20-88000</a> ELECTRIC - EAST AVE	332.86	673.90	-341.04	-102.46%	4,276.71	5,603.26	-1,326.55	-31.02%
<b>SubAccount 880 - UTILITES - ELECTRIC Total:</b>	<b>332.86</b>	<b>673.90</b>	<b>-341.04</b>	<b>-102.46%</b>	<b>4,276.71</b>	<b>5,603.26</b>	<b>-1,326.55</b>	<b>-31.02%</b>
<b>SubAccount: 881 - UTILITES - NATURAL GAS</b>								
<a href="#">11-6-20-88100</a> NATURAL GAS - EAST AVE	147.04	469.74	-322.70	-219.46%	490.01	1,832.11	-1,342.10	-273.89%
<b>SubAccount 881 - UTILITES - NATURAL GAS Total:</b>	<b>147.04</b>	<b>469.74</b>	<b>-322.70</b>	<b>-219.46%</b>	<b>490.01</b>	<b>1,832.11</b>	<b>-1,342.10</b>	<b>-273.89%</b>

Prior-Year Comparative Income Statement

For the Period Ending 11/30/2023

	2022-2023 Nov. Activity	2023-2024 Nov. Activity	Nov. Variance Favorable / (Unfavorable)	Variance %	2022-2023 YTD Activity	2023-2024 YTD Activity	YTD Variance Favorable / (Unfavorable)	Variance %
<b>SubAccount: 882 - UTILITIES - WATER</b>								
<a href="#">11-6-20-88200</a>								
WATER - EAST AVE	0.00	98.32	-98.32	0.00%	297.42	453.65	-156.23	-52.53%
<b>SubAccount 882 - UTILITIES - WATER Total:</b>	<b>0.00</b>	<b>98.32</b>	<b>-98.32</b>	<b>0.00%</b>	<b>297.42</b>	<b>453.65</b>	<b>-156.23</b>	<b>-52.53%</b>
<b>Department 6 - Maintenance Total:</b>	<b>2,535.52</b>	<b>3,791.86</b>	<b>-1,256.34</b>	<b>-49.55%</b>	<b>14,755.73</b>	<b>17,274.12</b>	<b>-2,518.39</b>	<b>-17.07%</b>
<b>Department: 7 - Recreation</b>								
<b>SubAccount: 512 - FRONT DESK</b>								
<a href="#">11-7-00-51200</a>								
WAGES - ATTENDANTS	9,173.50	9,680.32	-506.82	-5.52%	66,480.26	67,596.52	-1,116.26	-1.68%
<b>SubAccount 512 - FRONT DESK Total:</b>	<b>9,173.50</b>	<b>9,680.32</b>	<b>-506.82</b>	<b>-5.52%</b>	<b>66,480.26</b>	<b>67,596.52</b>	<b>-1,116.26</b>	<b>-1.68%</b>
<b>SubAccount: 515 - CUSTODIANS &amp; FACILITY SUPERVISORS</b>								
<a href="#">11-7-00-51500</a>								
WAGES - CUSTODIANS	1,078.70	833.13	245.57	22.77%	6,946.25	6,758.22	188.03	2.71%
<b>SubAccount 515 - CUSTODIANS &amp; FACILITY SUPERVISORS Total:</b>	<b>1,078.70</b>	<b>833.13</b>	<b>245.57</b>	<b>22.77%</b>	<b>6,946.25</b>	<b>6,758.22</b>	<b>188.03</b>	<b>2.71%</b>
<b>SubAccount: 516 - PROGRAM WAGES</b>								
<a href="#">11-7-00-52200</a>								
WAGES - PERSONAL TRAINERS	1,794.46	2,897.93	-1,103.47	-61.49%	11,180.39	18,861.80	-7,681.41	-68.70%
<b>SubAccount 516 - PROGRAM WAGES Total:</b>	<b>1,794.46</b>	<b>2,897.93</b>	<b>-1,103.47</b>	<b>-61.49%</b>	<b>11,180.39</b>	<b>18,861.80</b>	<b>-7,681.41</b>	<b>-68.70%</b>
<b>SubAccount: 521 - SS/ MEDICARE</b>								
<a href="#">11-7-00-52010</a>								
SS/ MEDICARE - FC	921.53	1,025.94	-104.41	-11.33%	6,693.22	7,416.64	-723.42	-10.81%
<b>SubAccount 521 - SS/ MEDICARE Total:</b>	<b>921.53</b>	<b>1,025.94</b>	<b>-104.41</b>	<b>-11.33%</b>	<b>6,693.22</b>	<b>7,416.64</b>	<b>-723.42</b>	<b>-10.81%</b>
<b>SubAccount: 620 - CONTRACTUAL PROGRAMS</b>								
<a href="#">11-7-00-62100</a>								
FITNESS INSTRUCTORS	5,409.75	5,509.63	-99.88	-1.85%	38,826.00	40,159.14	-1,333.14	-3.43%
<b>SubAccount 620 - CONTRACTUAL PROGRAMS Total:</b>	<b>5,409.75</b>	<b>5,509.63</b>	<b>-99.88</b>	<b>-1.85%</b>	<b>38,826.00</b>	<b>40,159.14</b>	<b>-1,333.14</b>	<b>-3.43%</b>
<b>SubAccount: 640 - EQUIP/ FACILITY LEASE</b>								
<a href="#">11-7-00-64000</a>								
LEASED EQUIPMENT	776.98	3,290.00	-2,513.02	-323.43%	8,233.86	7,174.90	1,058.96	12.86%
<b>SubAccount 640 - EQUIP/ FACILITY LEASE Total:</b>	<b>776.98</b>	<b>3,290.00</b>	<b>-2,513.02</b>	<b>-323.43%</b>	<b>8,233.86</b>	<b>7,174.90</b>	<b>1,058.96</b>	<b>12.86%</b>
<b>SubAccount: 780 - PROGRAM EQUIPMENT</b>								
<a href="#">11-7-00-78000</a>								
EQUIPMENT REPAIRS & MAINT	2,949.86	0.00	2,949.86	100.00%	5,808.52	4,211.67	1,596.85	27.49%
<b>SubAccount 780 - PROGRAM EQUIPMENT Total:</b>	<b>2,949.86</b>	<b>0.00</b>	<b>2,949.86</b>	<b>100.00%</b>	<b>5,808.52</b>	<b>4,211.67</b>	<b>1,596.85</b>	<b>27.49%</b>
<b>SubAccount: 790 - PROGRAM SUPPLIES</b>								
<a href="#">11-7-00-79000</a>								
MEMBERSHIP SUPPLIES	0.00	0.00	0.00	0.00%	911.00	29.86	881.14	96.72%
<b>SubAccount 790 - PROGRAM SUPPLIES Total:</b>	<b>0.00</b>	<b>0.00</b>	<b>0.00</b>	<b>0.00%</b>	<b>911.00</b>	<b>29.86</b>	<b>881.14</b>	<b>96.72%</b>
<b>Department 7 - Recreation Total:</b>	<b>22,104.78</b>	<b>23,236.95</b>	<b>-1,132.17</b>	<b>-5.12%</b>	<b>145,079.50</b>	<b>152,208.75</b>	<b>-7,129.25</b>	<b>-4.91%</b>
<b>Expense Total:</b>	<b>36,395.28</b>	<b>48,769.24</b>	<b>-12,373.96</b>	<b>-34.00%</b>	<b>239,470.92</b>	<b>262,891.55</b>	<b>-23,420.63</b>	<b>-9.78%</b>
<b>Fund 11 Surplus (Deficit):</b>	<b>17,713.47</b>	<b>22,656.62</b>	<b>4,943.15</b>	<b>27.91%</b>	<b>128,810.70</b>	<b>175,940.42</b>	<b>47,129.72</b>	<b>36.59%</b>

Prior-Year Comparative Income Statement

For the Period Ending 11/30/2023

		2022-2023 Nov. Activity	2023-2024 Nov. Activity	Nov. Variance Favorable / (Unfavorable)	Variance %	2022-2023 YTD Activity	2023-2024 YTD Activity	YTD Variance Favorable / (Unfavorable)	Variance %
<b>Fund: 12 - Before &amp; After School</b>									
<b>Revenue</b>									
<b>Department: 7 - Recreation</b>									
<b>SubAccount: 490 - PROGRAM REVENUE</b>									
<u>12-7-21-49000</u>	TUITION - BARNSDALE	9,171.00	12,698.65	3,527.65	38.47%	47,880.25	55,524.65	7,644.40	15.97%
<u>12-7-22-49000</u>	TUITION - CONGRESS PARK	11,343.00	8,038.00	-3,305.00	-29.14%	63,742.00	46,253.00	-17,489.00	-27.44%
<u>12-7-23-49000</u>	TUITION - COSSITT	11,423.00	18,713.00	7,290.00	63.82%	57,509.00	83,667.00	26,158.00	45.49%
<u>12-7-24-49000</u>	TUITION - FOREST RD	4,852.00	5,650.00	798.00	16.45%	34,462.50	28,678.00	-5,784.50	-16.78%
<u>12-7-25-49000</u>	TUITION - OGDEN	14,054.00	15,707.00	1,653.00	11.76%	79,687.25	73,747.00	-5,940.25	-7.45%
<u>12-7-26-49000</u>	BASE BREAKS/ CAMP	3,804.00	2,466.00	-1,338.00	-35.17%	68,149.00	5,226.00	-62,923.00	-92.33%
<u>12-7-27-49000</u>	TUITION - ST FRANCES	10,153.00	10,411.56	258.56	2.55%	46,248.00	52,649.12	6,401.12	13.84%
	<b>SubAccount 490 - PROGRAM REVENUE Total:</b>	<b>64,800.00</b>	<b>73,684.21</b>	<b>8,884.21</b>	<b>13.71%</b>	<b>397,678.00</b>	<b>345,744.77</b>	<b>-51,933.23</b>	<b>-13.06%</b>
<b>SubAccount: 943 - OTHER REVENUES</b>									
<u>12-7-00-43000</u>	MISC REVENUE	106.00	0.00	-106.00	-100.00%	938.00	0.00	-938.00	-100.00%
	<b>SubAccount 943 - OTHER REVENUES Total:</b>	<b>106.00</b>	<b>0.00</b>	<b>-106.00</b>	<b>-100.00%</b>	<b>938.00</b>	<b>0.00</b>	<b>-938.00</b>	<b>-100.00%</b>
	<b>Department 7 - Recreation Total:</b>	<b>64,906.00</b>	<b>73,684.21</b>	<b>8,778.21</b>	<b>13.52%</b>	<b>398,616.00</b>	<b>345,744.77</b>	<b>-52,871.23</b>	<b>-13.26%</b>
	<b>Revenue Total:</b>	<b>64,906.00</b>	<b>73,684.21</b>	<b>8,778.21</b>	<b>13.52%</b>	<b>398,616.00</b>	<b>345,744.77</b>	<b>-52,871.23</b>	<b>-13.26%</b>
<b>Expense</b>									
<b>Department: 5 - Admin</b>									
<b>SubAccount: 610 - PROFESSIONAL FEES</b>									
<u>12-5-00-61000</u>	LEGAL SERVICES	0.00	711.75	-711.75	0.00%	1,871.99	1,940.26	-68.27	-3.65%
	<b>SubAccount 610 - PROFESSIONAL FEES Total:</b>	<b>0.00</b>	<b>711.75</b>	<b>-711.75</b>	<b>0.00%</b>	<b>1,871.99</b>	<b>1,940.26</b>	<b>-68.27</b>	<b>-3.65%</b>
	<b>Department 5 - Admin Total:</b>	<b>0.00</b>	<b>711.75</b>	<b>-711.75</b>	<b>0.00%</b>	<b>1,871.99</b>	<b>1,940.26</b>	<b>-68.27</b>	<b>-3.65%</b>
<b>Department: 7 - Recreation</b>									
<b>SubAccount: 511 - ADMINISTRATIVE SALARIES</b>									
<u>12-7-00-51100</u>	WAGES - BASE	13,749.53	13,960.33	-210.80	-1.53%	97,894.75	97,627.08	267.67	0.27%
	<b>SubAccount 511 - ADMINISTRATIVE SALARIES Total:</b>	<b>13,749.53</b>	<b>13,960.33</b>	<b>-210.80</b>	<b>-1.53%</b>	<b>97,894.75</b>	<b>97,627.08</b>	<b>267.67</b>	<b>0.27%</b>
<b>SubAccount: 516 - PROGRAM WAGES</b>									
<u>12-7-21-52000</u>	WAGES - BARNSDALE	4,210.32	5,036.56	-826.24	-19.62%	20,091.03	24,047.25	-3,956.22	-19.69%
<u>12-7-22-52000</u>	WAGES - CONGRESS PARK	3,538.05	4,189.27	-651.22	-18.41%	17,490.91	18,643.07	-1,152.16	-6.59%
<u>12-7-23-52000</u>	WAGES - COSSITT	3,592.09	5,069.64	-1,477.55	-41.13%	16,049.05	20,762.65	-4,713.60	-29.37%
<u>12-7-24-52000</u>	WAGES - FOREST RD	3,310.89	2,273.75	1,037.14	31.33%	17,818.18	10,533.81	7,284.37	40.88%
<u>12-7-25-52000</u>	WAGES - OGDEN	3,764.53	5,298.28	-1,533.75	-40.74%	16,908.84	23,326.37	-6,417.53	-37.95%
<u>12-7-26-52000</u>	WAGES - BREAKS/ CAMP	0.00	0.00	0.00	0.00%	23,198.55	755.64	22,442.91	96.74%
<u>12-7-27-52000</u>	WAGES - ST FRANCES	3,245.85	4,272.64	-1,026.79	-31.63%	9,505.50	17,293.31	-7,787.81	-81.93%
	<b>SubAccount 516 - PROGRAM WAGES Total:</b>	<b>21,661.73</b>	<b>26,140.14</b>	<b>-4,478.41</b>	<b>-20.67%</b>	<b>121,062.06</b>	<b>115,362.10</b>	<b>5,699.96</b>	<b>4.71%</b>
<b>SubAccount: 521 - SS/ MEDICARE</b>									
<u>12-7-00-52010</u>	SS/ MEDICARE - BASE	1,048.00	1,037.92	10.08	0.96%	7,476.31	7,434.80	41.51	0.56%
<u>12-7-21-52010</u>	SS/ MEDICARE - BARNSDALE	322.08	383.77	-61.69	-19.15%	1,623.81	1,924.18	-300.37	-18.50%

Prior-Year Comparative Income Statement

For the Period Ending 11/30/2023

		2022-2023	2023-2024	Nov. Variance		2022-2023	2023-2024	YTD Variance	
		Nov. Activity	Nov. Activity	Favorable / (Unfavorable)	Variance %	YTD Activity	YTD Activity	Favorable / (Unfavorable)	Variance %
<a href="#">12-7-22-52010</a>	SS/ MEDICARE - CONGRESS PARK	270.67	318.94	-48.27	-17.83%	1,396.42	1,502.76	-106.34	-7.62%
<a href="#">12-7-23-52010</a>	SS/ MEDICARE - COSSITT	274.80	386.30	-111.50	-40.57%	1,303.58	1,659.01	-355.43	-27.27%
<a href="#">12-7-24-52010</a>	SS/ MEDICARE - FOREST RD	253.28	173.95	79.33	31.32%	1,445.68	847.17	598.51	41.40%
<a href="#">12-7-25-52010</a>	SS/ MEDICARE - OGDEN	287.99	405.31	-117.32	-40.74%	1,365.14	1,876.33	-511.19	-37.45%
<a href="#">12-7-26-52010</a>	SS/ MEDICARE - BREAKS/ CAMP	0.00	0.00	0.00	0.00%	1,673.02	57.79	1,615.23	96.55%
<a href="#">12-7-27-52010</a>	SS/ MEDICARE - ST FRANCES	248.31	326.87	-78.56	-31.64%	727.19	1,390.34	-663.15	-91.19%
	<b>SubAccount 521 - SS/ MEDICARE Total:</b>	<b>2,705.13</b>	<b>3,033.06</b>	<b>-327.93</b>	<b>-12.12%</b>	<b>17,011.15</b>	<b>16,692.38</b>	<b>318.77</b>	<b>1.87%</b>
	<b>SubAccount: 522 - PENSION</b>								
<a href="#">12-7-00-52015</a>	PENSION - BASE	1,102.70	1,104.69	-1.99	-0.18%	7,849.42	7,921.67	-72.25	-0.92%
<a href="#">12-7-21-52015</a>	PENSION - BARNSDALE	184.61	205.64	-21.03	-11.39%	949.08	1,014.32	-65.24	-6.87%
<a href="#">12-7-22-52015</a>	PENSION - CONGRESS PARK	162.82	187.85	-25.03	-15.37%	775.71	898.47	-122.76	-15.83%
<a href="#">12-7-23-52015</a>	PENSION - COSSITT	161.48	101.97	59.51	36.85%	974.08	700.79	273.29	28.06%
<a href="#">12-7-24-52015</a>	PENSION - FOREST RD	242.89	184.85	58.04	23.90%	1,057.47	817.63	239.84	22.68%
<a href="#">12-7-25-52015</a>	PENSION - OGDEN	1.98	3.11	-1.13	-57.07%	180.88	10.71	170.17	94.08%
<a href="#">12-7-26-52015</a>	PENSION - BREAKS/ CAMP	0.00	0.00	0.00	0.00%	91.40	20.72	70.68	77.33%
<a href="#">12-7-27-52015</a>	PENSION - ST FRANCES	130.59	164.90	-34.31	-26.27%	432.40	701.81	-269.41	-62.31%
	<b>SubAccount 522 - PENSION Total:</b>	<b>1,987.07</b>	<b>1,953.01</b>	<b>34.06</b>	<b>1.71%</b>	<b>12,310.44</b>	<b>12,086.12</b>	<b>224.32</b>	<b>1.82%</b>
	<b>SubAccount: 530 - HEALTH &amp; LIFE INSURANCE</b>								
<a href="#">12-7-00-53001</a>	HEALTH INSURANCE	2,663.02	4,431.53	-1,768.51	-66.41%	17,884.77	18,776.58	-891.81	-4.99%
	<b>SubAccount 530 - HEALTH &amp; LIFE INSURANCE Total:</b>	<b>2,663.02</b>	<b>4,431.53</b>	<b>-1,768.51</b>	<b>-66.41%</b>	<b>17,884.77</b>	<b>18,776.58</b>	<b>-891.81</b>	<b>-4.99%</b>
	<b>SubAccount: 540 - EDUCATION &amp; TRAINING</b>								
<a href="#">12-7-00-54040</a>	SEMINARS/ WORKSHOPS	0.00	0.00	0.00	0.00%	0.00	110.00	-110.00	0.00%
	<b>SubAccount 540 - EDUCATION &amp; TRAINING Total:</b>	<b>0.00</b>	<b>0.00</b>	<b>0.00</b>	<b>0.00%</b>	<b>0.00</b>	<b>110.00</b>	<b>-110.00</b>	<b>0.00%</b>
	<b>SubAccount: 550 - TRAVEL REIMBURSEMENT</b>								
<a href="#">12-7-00-55012</a>	MILEAGE REIMBURSEMENT	0.00	182.15	-182.15	0.00%	432.72	309.88	122.84	28.39%
	<b>SubAccount 550 - TRAVEL REIMBURSEMENT Total:</b>	<b>0.00</b>	<b>182.15</b>	<b>-182.15</b>	<b>0.00%</b>	<b>432.72</b>	<b>309.88</b>	<b>122.84</b>	<b>28.39%</b>
	<b>SubAccount: 600 - PROMOTION &amp; PUBLICITY</b>								
<a href="#">12-7-00-60010</a>	APPAREL	0.00	0.00	0.00	0.00%	1,124.49	1,261.32	-136.83	-12.17%
	<b>SubAccount 600 - PROMOTION &amp; PUBLICITY Total:</b>	<b>0.00</b>	<b>0.00</b>	<b>0.00</b>	<b>0.00%</b>	<b>1,124.49</b>	<b>1,261.32</b>	<b>-136.83</b>	<b>-12.17%</b>
	<b>SubAccount: 610 - PROFESSIONAL FEES</b>								
<a href="#">12-7-00-61020</a>	BACKGROUND CHECKS	100.00	100.00	0.00	0.00%	400.00	200.00	200.00	50.00%
	<b>SubAccount 610 - PROFESSIONAL FEES Total:</b>	<b>100.00</b>	<b>100.00</b>	<b>0.00</b>	<b>0.00%</b>	<b>400.00</b>	<b>200.00</b>	<b>200.00</b>	<b>50.00%</b>
	<b>SubAccount: 630 - TRANSPORTATION</b>								
<a href="#">12-7-26-63020</a>	FIELD TRIP TRANSPORTATION	1,645.00	0.00	1,645.00	100.00%	3,357.50	0.00	3,357.50	100.00%
	<b>SubAccount 630 - TRANSPORTATION Total:</b>	<b>1,645.00</b>	<b>0.00</b>	<b>1,645.00</b>	<b>100.00%</b>	<b>3,357.50</b>	<b>0.00</b>	<b>3,357.50</b>	<b>100.00%</b>
	<b>SubAccount: 640 - EQUIP/ FACILITY LEASE</b>								
<a href="#">12-7-00-64000</a>	FACILITY RENTAL	0.00	0.00	0.00	0.00%	1,800.00	0.00	1,800.00	100.00%
	<b>SubAccount 640 - EQUIP/ FACILITY LEASE Total:</b>	<b>0.00</b>	<b>0.00</b>	<b>0.00</b>	<b>0.00%</b>	<b>1,800.00</b>	<b>0.00</b>	<b>1,800.00</b>	<b>100.00%</b>

Prior-Year Comparative Income Statement

For the Period Ending 11/30/2023

	2022-2023 Nov. Activity	2023-2024 Nov. Activity	Nov. Variance Favorable / (Unfavorable)	Variance %	2022-2023 YTD Activity	2023-2024 YTD Activity	YTD Variance Favorable / (Unfavorable)	Variance %
<b>SubAccount: 650 - BANK/MERCHANT FEES</b>								
<u>12-7-00-65004</u> MERCHANT FEES	2,085.83	2,364.16	-278.33	-13.34%	8,696.41	9,855.42	-1,159.01	-13.33%
<b>SubAccount 650 - BANK/MERCHANT FEES Total:</b>	<b>2,085.83</b>	<b>2,364.16</b>	<b>-278.33</b>	<b>-13.34%</b>	<b>8,696.41</b>	<b>9,855.42</b>	<b>-1,159.01</b>	<b>-13.33%</b>
<b>SubAccount: 660 - DUES &amp; SUBSCRIPTIONS</b>								
<u>12-7-00-66017</u> DUES - SAMS CLUB	0.00	0.00	0.00	0.00%	24.45	91.49	-67.04	-274.19%
<b>SubAccount 660 - DUES &amp; SUBSCRIPTIONS Total:</b>	<b>0.00</b>	<b>0.00</b>	<b>0.00</b>	<b>0.00%</b>	<b>24.45</b>	<b>91.49</b>	<b>-67.04</b>	<b>-274.19%</b>
<b>SubAccount: 670 - COMMUNICATION SERVICES</b>								
<u>12-7-00-67033</u> CELL PHONE REIMBURSEMENT	158.60	0.00	158.60	100.00%	1,101.88	1,295.98	-194.10	-17.62%
<b>SubAccount 670 - COMMUNICATION SERVICES Total:</b>	<b>158.60</b>	<b>0.00</b>	<b>158.60</b>	<b>100.00%</b>	<b>1,101.88</b>	<b>1,295.98</b>	<b>-194.10</b>	<b>-17.62%</b>
<b>SubAccount: 680 - SOFTWARE CONTRACTS</b>								
<u>12-7-00-68012</u> COMPUTER SOFTWARE/ UPGRADES	569.42	908.07	-338.65	-59.47%	4,462.84	6,342.26	-1,879.42	-42.11%
<b>SubAccount 680 - SOFTWARE CONTRACTS Total:</b>	<b>569.42</b>	<b>908.07</b>	<b>-338.65</b>	<b>-59.47%</b>	<b>4,462.84</b>	<b>6,342.26</b>	<b>-1,879.42</b>	<b>-42.11%</b>
<b>SubAccount: 720 - EMPLOYEE/ PUBLIC RELATIONS</b>								
<u>12-7-00-72041</u> PART TIME EE RECOGNITION	0.00	0.00	0.00	0.00%	123.54	142.86	-19.32	-15.64%
<b>SubAccount 720 - EMPLOYEE/ PUBLIC RELATIONS Total:</b>	<b>0.00</b>	<b>0.00</b>	<b>0.00</b>	<b>0.00%</b>	<b>123.54</b>	<b>142.86</b>	<b>-19.32</b>	<b>-15.64%</b>
<b>SubAccount: 750 - OFFICE EQUIPMENT</b>								
<u>12-7-00-75026</u> COMPUTERS	0.00	0.00	0.00	0.00%	0.00	661.31	-661.31	0.00%
<b>SubAccount 750 - OFFICE EQUIPMENT Total:</b>	<b>0.00</b>	<b>0.00</b>	<b>0.00</b>	<b>0.00%</b>	<b>0.00</b>	<b>661.31</b>	<b>-661.31</b>	<b>0.00%</b>
<b>SubAccount: 780 - PROGRAM EQUIPMENT</b>								
<u>12-7-23-78000</u> PROGRAM EQUIPMENT - COSSITT	0.00	0.00	0.00	0.00%	0.00	478.00	-478.00	0.00%
<u>12-7-25-78000</u> PROGRAM EQUIPMENT - OGDEN	0.00	0.00	0.00	0.00%	0.00	17.97	-17.97	0.00%
<u>12-7-26-78000</u> PROGRAM EQUIPMENT -BREAKS/CA...	0.00	0.00	0.00	0.00%	0.00	7.62	-7.62	0.00%
<b>SubAccount 780 - PROGRAM EQUIPMENT Total:</b>	<b>0.00</b>	<b>0.00</b>	<b>0.00</b>	<b>0.00%</b>	<b>0.00</b>	<b>503.59</b>	<b>-503.59</b>	<b>0.00%</b>
<b>SubAccount: 790 - PROGRAM SUPPLIES</b>								
<u>12-7-00-79000</u> SUPPLIES - ADMIN	672.16	63.24	608.92	90.59%	3,191.15	721.68	2,469.47	77.38%
<u>12-7-21-79000</u> SUPPLIES - BARNSDALE	79.47	99.99	-20.52	-25.82%	464.42	850.20	-385.78	-83.07%
<u>12-7-21-79110</u> FOOD - BARNSDALE	399.23	665.96	-266.73	-66.81%	2,008.84	2,357.36	-348.52	-17.35%
<u>12-7-22-79000</u> SUPPLIES - CONGRESS PARK	55.01	21.68	33.33	60.59%	210.50	872.32	-661.82	-314.40%
<u>12-7-22-79110</u> FOOD - CONGRESS PARK	384.68	481.51	-96.83	-25.17%	2,143.67	1,952.72	190.95	8.91%
<u>12-7-23-79000</u> SUPPLIES - COSSITT	50.85	24.87	25.98	51.09%	234.73	762.45	-527.72	-224.82%
<u>12-7-23-79110</u> FOOD - COSSITT	258.78	518.03	-259.25	-100.18%	1,753.07	2,737.23	-984.16	-56.14%
<u>12-7-24-79000</u> SUPPLIES - FOREST RD	65.49	74.24	-8.75	-13.36%	272.13	393.19	-121.06	-44.49%
<u>12-7-24-79110</u> FOOD - FOREST RD	329.94	120.33	209.61	63.53%	1,555.68	1,020.23	535.45	34.42%
<u>12-7-25-79000</u> SUPPLIES - OGDEN	92.10	24.00	68.10	73.94%	274.88	741.75	-466.87	-169.85%
<u>12-7-25-79110</u> FOOD - OGDEN	546.79	221.55	325.24	59.48%	2,588.02	2,431.38	156.64	6.05%
<u>12-7-26-79000</u> SUPPLIES - BREAKS/ CAMP	2.00	0.00	2.00	100.00%	5,444.66	15.24	5,429.42	99.72%
<u>12-7-26-79110</u> FOOD - BREAKS/ CAMP	0.00	0.00	0.00	0.00%	23.52	0.00	23.52	100.00%
<u>12-7-27-79000</u> SUPPLIES - ST FRANCES	67.97	0.00	67.97	100.00%	618.58	882.38	-263.80	-42.65%

Prior-Year Comparative Income Statement

For the Period Ending 11/30/2023

		2022-2023	2023-2024	Nov. Variance		2022-2023	2023-2024	YTD Variance	
		Nov. Activity	Nov. Activity	Favorable /	Variance %	YTD Activity	YTD Activity	Favorable /	Variance %
				(Unfavorable)				(Unfavorable)	
<u>12-7-27-79110</u>	FOOD - ST FRANCES	337.99	0.00	337.99	100.00%	1,544.44	1,452.48	91.96	5.95%
	<b>SubAccount 790 - PROGRAM SUPPLIES Total:</b>	<b>3,342.46</b>	<b>2,315.40</b>	<b>1,027.06</b>	<b>30.73%</b>	<b>22,328.29</b>	<b>17,190.61</b>	<b>5,137.68</b>	<b>23.01%</b>
	<b>SubAccount: 820 - EQUIPMENT REPAIRS</b>								
<u>12-7-00-82011</u>	EQUIPMENT R&M	0.00	0.00	0.00	0.00%	507.35	0.00	507.35	100.00%
	<b>SubAccount 820 - EQUIPMENT REPAIRS Total:</b>	<b>0.00</b>	<b>0.00</b>	<b>0.00</b>	<b>0.00%</b>	<b>507.35</b>	<b>0.00</b>	<b>507.35</b>	<b>100.00%</b>
	<b>Department 7 - Recreation Total:</b>	<b>50,667.79</b>	<b>55,387.85</b>	<b>-4,720.06</b>	<b>-9.32%</b>	<b>310,522.64</b>	<b>298,508.98</b>	<b>12,013.66</b>	<b>3.87%</b>
	<b>Expense Total:</b>	<b>50,667.79</b>	<b>56,099.60</b>	<b>-5,431.81</b>	<b>-10.72%</b>	<b>312,394.63</b>	<b>300,449.24</b>	<b>11,945.39</b>	<b>3.82%</b>
	<b>Fund 12 Surplus (Deficit):</b>	<b>14,238.21</b>	<b>17,584.61</b>	<b>3,346.40</b>	<b>23.50%</b>	<b>86,221.37</b>	<b>45,295.53</b>	<b>-40,925.84</b>	<b>-47.47%</b>

Prior-Year Comparative Income Statement

For the Period Ending 11/30/2023

		2022-2023 Nov. Activity	2023-2024 Nov. Activity	Nov. Variance Favorable / (Unfavorable)	Variance %	2022-2023 YTD Activity	2023-2024 YTD Activity	YTD Variance Favorable / (Unfavorable)	Variance %
<b>Fund: 13 - Recreation</b>									
<b>Revenue</b>									
<b>Department: 5 - Admin</b>									
<b>SubAccount: 480 - PARK USAGE</b>									
<a href="#">13-5-00-42050</a>	SOCCER FIELD USAGE	0.00	12,734.30	12,734.30	0.00%	8,884.00	28,094.05	19,210.05	216.23%
<a href="#">13-5-00-48010</a>	PARK USAGE - LA GRANGE	2,815.00	9,441.00	6,626.00	235.38%	18,440.50	28,741.75	10,301.25	55.86%
<a href="#">13-5-00-48020</a>	PARK USAGE - COUNTRYSIDE	0.00	1,530.00	1,530.00	0.00%	840.00	1,570.00	730.00	86.90%
	<b>SubAccount 480 - PARK USAGE Total:</b>	<b>2,815.00</b>	<b>23,705.30</b>	<b>20,890.30</b>	<b>742.11%</b>	<b>28,164.50</b>	<b>58,405.80</b>	<b>30,241.30</b>	<b>107.37%</b>
<b>SubAccount: 942 - TAX REVENUE</b>									
<a href="#">13-5-00-40000</a>	PROPERTY TAXES - REC	0.00	143,572.87	143,572.87	0.00%	444,664.93	564,761.53	120,096.60	27.01%
<a href="#">13-5-00-40100</a>	REPLACEMENT TAXES	0.00	2.00	2.00	0.00%	85,253.21	24,524.06	-60,729.15	-71.23%
	<b>SubAccount 942 - TAX REVENUE Total:</b>	<b>0.00</b>	<b>143,574.87</b>	<b>143,574.87</b>	<b>0.00%</b>	<b>529,918.14</b>	<b>589,285.59</b>	<b>59,367.45</b>	<b>11.20%</b>
<b>SubAccount: 943 - OTHER REVENUES</b>									
<a href="#">13-5-00-43000</a>	MISCELLANEOUS INCOME	0.00	0.00	0.00	0.00%	0.00	500.00	500.00	0.00%
<a href="#">13-5-00-43100</a>	VENDING SALES	0.00	0.00	0.00	0.00%	480.70	421.25	-59.45	-12.37%
	<b>SubAccount 943 - OTHER REVENUES Total:</b>	<b>0.00</b>	<b>0.00</b>	<b>0.00</b>	<b>0.00%</b>	<b>480.70</b>	<b>921.25</b>	<b>440.55</b>	<b>91.65%</b>
	<b>Department 5 - Admin Total:</b>	<b>2,815.00</b>	<b>167,280.17</b>	<b>164,465.17</b>	<b>5,842.46%</b>	<b>558,563.34</b>	<b>648,612.64</b>	<b>90,049.30</b>	<b>16.12%</b>
<b>Department: 7 - Recreation</b>									
<b>SubAccount: 490 - PROGRAM REVENUE</b>									
<a href="#">13-7-01-49000</a>	RECREATION REV - ATHLETICS	8,768.36	6,946.00	-1,822.36	-20.78%	262,589.22	256,375.75	-6,213.47	-2.37%
<a href="#">13-7-01-49001</a>	RECREATION REV - BULLS/ WSOX	958.75	0.00	-958.75	-100.00%	958.75	14,152.25	13,193.50	1,376.11%
<a href="#">13-7-02-49000</a>	RECREATION REV - FITNESS	409.00	303.00	-106.00	-25.92%	27,956.80	36,476.50	8,519.70	30.47%
<a href="#">13-7-03-49000</a>	RECREATION REV - SPECIAL INT	3,070.62	517.00	-2,553.62	-83.16%	51,258.45	30,434.50	-20,823.95	-40.63%
<a href="#">13-7-04-49000</a>	RECREATION REV - SPEC EVENTS	1,810.00	2,045.00	235.00	12.98%	10,240.00	12,608.00	2,368.00	23.13%
<a href="#">13-7-05-49000</a>	RECREATION REV - PERFORMING	676.01	1,064.00	387.99	57.39%	18,825.90	29,505.00	10,679.10	56.73%
<a href="#">13-7-07-49000</a>	RECREATION REV - DAY CAMPS	0.00	0.00	0.00	0.00%	96,310.00	166,740.02	70,430.02	73.13%
<a href="#">13-7-08-49000</a>	RECREATION REV - PRESCHOOL	8,631.43	9,748.31	1,116.88	12.94%	45,164.50	46,480.22	1,315.72	2.91%
	<b>SubAccount 490 - PROGRAM REVENUE Total:</b>	<b>24,324.17</b>	<b>20,623.31</b>	<b>-3,700.86</b>	<b>-15.21%</b>	<b>513,303.62</b>	<b>592,772.24</b>	<b>79,468.62</b>	<b>15.48%</b>
<b>SubAccount: 491 - RECREATION CENTER</b>									
<a href="#">13-7-09-49010</a>	BANQUET RENTALS	3,790.00	2,076.50	-1,713.50	-45.21%	18,960.00	16,021.50	-2,938.50	-15.50%
<a href="#">13-7-09-49012</a>	ALCOHOL PERMITS	65.00	645.00	580.00	892.31%	675.00	2,165.00	1,490.00	220.74%
<a href="#">13-7-09-49013</a>	BANQUET INCIDENTALS	125.00	0.00	-125.00	-100.00%	350.00	-25.00	-375.00	-107.14%
<a href="#">13-7-09-49014</a>	BLDG AFTER HOURS USAGE	710.00	30.00	-680.00	-95.77%	4,160.00	545.00	-3,615.00	-86.90%
<a href="#">13-7-09-49015</a>	PLAYGROUND RENTALS - NON EXCLU	-11,775.00	0.00	11,775.00	100.00%	0.00	0.00	0.00	0.00%
<a href="#">13-7-09-49016</a>	PLAYGROUND RENTALS - EXCLUSIVE	14,567.50	1,657.50	-12,910.00	-88.62%	14,567.50	6,037.50	-8,530.00	-58.56%
<a href="#">13-7-09-49027</a>	ROOM RENTALS - 108/109	2,320.00	1,405.00	-915.00	-39.44%	16,697.50	8,610.00	-8,087.50	-48.44%
<a href="#">13-7-09-49029</a>	ROOM RENTALS - 112	565.00	75.00	-490.00	-86.73%	4,050.00	1,082.50	-2,967.50	-73.27%
<a href="#">13-7-09-49030</a>	GYMNASIUM RENTALS	4,152.00	264.00	-3,888.00	-93.64%	24,840.00	12,546.00	-12,294.00	-49.49%
<a href="#">13-7-09-49035</a>	PARTY ROOMS 105 & 106	3,167.50	3,260.00	92.50	2.92%	18,455.00	9,187.50	-9,267.50	-50.22%
<a href="#">13-7-09-49045</a>	COMMUNITY GARDEN PLOTS	0.00	0.00	0.00	0.00%	-200.00	-375.00	-175.00	-87.50%

Prior-Year Comparative Income Statement

For the Period Ending 11/30/2023

				Nov. Variance				YTD Variance	
		2022-2023	2023-2024	Favorable /		2022-2023	2023-2024	Favorable /	
		Nov. Activity	Nov. Activity	(Unfavorable)	Variance %	YTD Activity	YTD Activity	(Unfavorable)	Variance %
<a href="#">13-7-09-49050</a>	USAGE PASSES	2,526.00	1,503.00	-1,023.00	-40.50%	13,841.34	5,801.00	-8,040.34	-58.09%
<a href="#">13-7-09-49100</a>	PLAYGROUND/ TODDLER OPEN GYM	1,422.00	1,813.00	391.00	27.50%	6,325.00	7,805.00	1,480.00	23.40%
<a href="#">13-7-09-49150</a>	OPEN GYM	4,319.00	8,182.00	3,863.00	89.44%	16,367.00	28,070.00	11,703.00	71.50%
<b>SubAccount 491 - RECREATION CENTER Total:</b>		<b>25,954.00</b>	<b>20,911.00</b>	<b>-5,043.00</b>	<b>-19.43%</b>	<b>139,088.34</b>	<b>97,471.00</b>	<b>-41,617.34</b>	<b>-29.92%</b>
<b>SubAccount: 943 - OTHER REVENUES</b>									
<a href="#">13-7-00-43000</a>	MISC REVENUE	0.00	1,552.09	1,552.09	0.00%	100.00	1,550.59	1,450.59	1,450.59%
<b>SubAccount 943 - OTHER REVENUES Total:</b>		<b>0.00</b>	<b>1,552.09</b>	<b>1,552.09</b>	<b>0.00%</b>	<b>100.00</b>	<b>1,550.59</b>	<b>1,450.59</b>	<b>1,450.59%</b>
<b>Department 7 - Recreation Total:</b>		<b>50,278.17</b>	<b>43,086.40</b>	<b>-7,191.77</b>	<b>-14.30%</b>	<b>652,491.96</b>	<b>691,793.83</b>	<b>39,301.87</b>	<b>6.02%</b>
<b>Revenue Total:</b>		<b>53,093.17</b>	<b>210,366.57</b>	<b>157,273.40</b>	<b>296.22%</b>	<b>1,211,055.30</b>	<b>1,340,406.47</b>	<b>129,351.17</b>	<b>10.68%</b>
<b>Expense</b>									
<b>Department: 5 - Admin</b>									
<b>SubAccount: 511 - ADMINISTRATIVE SALARIES</b>									
<a href="#">13-5-00-51100</a>	WAGES - ADMINISTRATIVE	34,609.29	31,994.90	2,614.39	7.55%	242,428.37	242,054.32	374.05	0.15%
<b>SubAccount 511 - ADMINISTRATIVE SALARIES Total:</b>		<b>34,609.29</b>	<b>31,994.90</b>	<b>2,614.39</b>	<b>7.55%</b>	<b>242,428.37</b>	<b>242,054.32</b>	<b>374.05</b>	<b>0.15%</b>
<b>SubAccount: 512 - FRONT DESK</b>									
<a href="#">13-5-00-51200</a>	WAGES - FRONT DESK	2,645.53	1,171.12	1,474.41	55.73%	17,877.38	14,080.97	3,796.41	21.24%
<b>SubAccount 512 - FRONT DESK Total:</b>		<b>2,645.53</b>	<b>1,171.12</b>	<b>1,474.41</b>	<b>55.73%</b>	<b>17,877.38</b>	<b>14,080.97</b>	<b>3,796.41</b>	<b>21.24%</b>
<b>SubAccount: 530 - HEALTH &amp; LIFE INSURANCE</b>									
<a href="#">13-5-00-53001</a>	HEALTH INSURANCE	10,806.01	11,010.45	-204.44	-1.89%	70,188.11	74,317.52	-4,129.41	-5.88%
<b>SubAccount 530 - HEALTH &amp; LIFE INSURANCE Total:</b>		<b>10,806.01</b>	<b>11,010.45</b>	<b>-204.44</b>	<b>-1.89%</b>	<b>70,188.11</b>	<b>74,317.52</b>	<b>-4,129.41</b>	<b>-5.88%</b>
<b>SubAccount: 540 - EDUCATION &amp; TRAINING</b>									
<a href="#">13-5-00-54011</a>	CONF - AGENCY - CHAMBER & LGBA	25.00	0.00	25.00	100.00%	25.00	15.00	10.00	40.00%
<a href="#">13-5-00-54013</a>	CONF - AGENCY - AGENCY EVTS	32.50	0.00	32.50	100.00%	32.50	0.00	32.50	100.00%
<a href="#">13-5-00-54014</a>	CONF - AGENCY - OTHER ACTIVITIES	0.00	0.00	0.00	0.00%	0.00	47.50	-47.50	0.00%
<a href="#">13-5-00-54030</a>	CONF- PROF - NRPA	0.00	215.53	-215.53	0.00%	1,716.57	1,971.48	-254.91	-14.85%
<a href="#">13-5-00-54031</a>	CONF- PROF - IPRA/IAPD	0.00	232.50	-232.50	0.00%	593.50	933.50	-340.00	-57.29%
<a href="#">13-5-00-54032</a>	CONF - PROF - NATL DEV SCHOOLS	0.00	0.00	0.00	0.00%	644.61	873.31	-228.70	-35.48%
<a href="#">13-5-00-54033</a>	CONF- PROF - LOCAL DEV SCHOOLS	0.00	0.00	0.00	0.00%	0.00	15.00	-15.00	0.00%
<a href="#">13-5-00-54034</a>	CONF- PROF - IAPD LEGIS	0.00	0.00	0.00	0.00%	218.00	113.50	104.50	47.94%
<a href="#">13-5-00-54035</a>	MISC ED & PROF SRV ACTIVITIES	0.00	0.00	0.00	0.00%	45.00	0.00	45.00	100.00%
<a href="#">13-5-00-54040</a>	SEMINARS & WORKSHOPS - FT	0.00	0.00	0.00	0.00%	132.77	0.00	132.77	100.00%
<a href="#">13-5-00-54043</a>	COMPUTER TRAINING	0.00	0.00	0.00	0.00%	0.00	787.50	-787.50	0.00%
<b>SubAccount 540 - EDUCATION &amp; TRAINING Total:</b>		<b>57.50</b>	<b>448.03</b>	<b>-390.53</b>	<b>-679.18%</b>	<b>3,407.95</b>	<b>4,756.79</b>	<b>-1,348.84</b>	<b>-39.58%</b>
<b>SubAccount: 550 - TRAVEL REIMBURSEMENT</b>									
<a href="#">13-5-00-55012</a>	MILEAGE - FACILITIES	0.00	0.00	0.00	0.00%	74.59	0.00	74.59	100.00%
<a href="#">13-5-00-55013</a>	MILEAGE - RECREATION	0.00	0.00	0.00	0.00%	114.25	0.00	114.25	100.00%
<a href="#">13-5-00-55014</a>	MILEAGE - FINANCE	0.00	0.00	0.00	0.00%	282.15	36.03	246.12	87.23%
<a href="#">13-5-00-55022</a>	TOLLS	0.00	0.00	0.00	0.00%	23.75	0.00	23.75	100.00%
<b>SubAccount 550 - TRAVEL REIMBURSEMENT Total:</b>		<b>0.00</b>	<b>0.00</b>	<b>0.00</b>	<b>0.00%</b>	<b>494.74</b>	<b>36.03</b>	<b>458.71</b>	<b>92.72%</b>

Prior-Year Comparative Income Statement

For the Period Ending 11/30/2023

	2022-2023 Nov. Activity	2023-2024 Nov. Activity	Nov. Variance Favorable / (Unfavorable)	Variance %	2022-2023 YTD Activity	2023-2024 YTD Activity	YTD Variance Favorable / (Unfavorable)	Variance %	
<b>SubAccount: 600 - PROMOTION &amp; PUBLICITY</b>									
<a href="#">13-5-00-60011</a>	BANNERS/SIGNS/NAME TAGS	55.81	217.59	-161.78	-289.88%	847.05	744.84	102.21	12.07%
<a href="#">13-5-00-60013</a>	PROMOTIONAL ITEMS	0.00	0.00	0.00	0.00%	302.56	1,148.80	-846.24	-279.69%
<a href="#">13-5-00-60016</a>	REC CENTER STAFF APPAREL	0.00	0.00	0.00	0.00%	295.00	0.00	295.00	100.00%
<a href="#">13-5-00-60022</a>	COMMUNITY EVENTS	0.00	150.00	-150.00	0.00%	193.37	150.00	43.37	22.43%
<a href="#">13-5-00-60030</a>	MARKETING	322.66	1,787.50	-1,464.84	-453.99%	908.89	2,365.75	-1,456.86	-160.29%
<b>SubAccount 600 - PROMOTION &amp; PUBLICITY Total:</b>		<b>378.47</b>	<b>2,155.09</b>	<b>-1,776.62</b>	<b>-469.42%</b>	<b>2,546.87</b>	<b>4,409.39</b>	<b>-1,862.52</b>	<b>-73.13%</b>
<b>SubAccount: 610 - PROFESSIONAL FEES</b>									
<a href="#">13-5-00-61000</a>	LEGAL SERVICES - MONTHLY	0.00	711.75	-711.75	0.00%	1,872.01	1,940.23	-68.22	-3.64%
<a href="#">13-5-00-61015</a>	KROLL SERVICES	0.00	0.00	0.00	0.00%	0.00	750.00	-750.00	0.00%
<a href="#">13-5-00-61020</a>	BACKGROUND CHECKS	100.00	100.00	0.00	0.00%	445.00	200.00	245.00	55.06%
<b>SubAccount 610 - PROFESSIONAL FEES Total:</b>		<b>100.00</b>	<b>811.75</b>	<b>-711.75</b>	<b>-711.75%</b>	<b>2,317.01</b>	<b>2,890.23</b>	<b>-573.22</b>	<b>-24.74%</b>
<b>SubAccount: 630 - TRANSPORTATION</b>									
<a href="#">13-5-00-67039</a>	CAR ALLOWANCE	0.00	0.00	0.00	0.00%	0.00	1,500.00	-1,500.00	0.00%
<b>SubAccount 630 - TRANSPORTATION Total:</b>		<b>0.00</b>	<b>0.00</b>	<b>0.00</b>	<b>0.00%</b>	<b>0.00</b>	<b>1,500.00</b>	<b>-1,500.00</b>	<b>0.00%</b>
<b>SubAccount: 650 - BANK/MERCHANT FEES</b>									
<a href="#">13-5-00-65001</a>	BANK SERVICE CHARGES	0.00	33.00	-33.00	0.00%	0.00	266.05	-266.05	0.00%
<a href="#">13-5-00-65004</a>	MERCHANT FEES	1,542.69	2,089.86	-547.17	-35.47%	14,168.28	15,915.16	-1,746.88	-12.33%
<b>SubAccount 650 - BANK/MERCHANT FEES Total:</b>		<b>1,542.69</b>	<b>2,122.86</b>	<b>-580.17</b>	<b>-37.61%</b>	<b>14,168.28</b>	<b>16,181.21</b>	<b>-2,012.93</b>	<b>-14.21%</b>
<b>SubAccount: 660 - DUES &amp; SUBSCRIPTIONS</b>									
<a href="#">13-5-00-66010</a>	DUES - AGENCY - NRPA	0.00	0.00	0.00	0.00%	437.50	450.00	-12.50	-2.86%
<a href="#">13-5-00-66015</a>	DUES - AGENCY - GFOA	0.00	0.00	0.00	0.00%	75.00	0.00	75.00	100.00%
<a href="#">13-5-00-66016</a>	DUES - AGENCY - LGBA	125.00	125.00	0.00	0.00%	125.00	125.00	0.00	0.00%
<a href="#">13-5-00-66017</a>	DUES - SAMS CLUB	0.00	0.00	0.00	0.00%	188.65	0.00	188.65	100.00%
<a href="#">13-5-00-66018</a>	DUES - AGENCY - UNFORESEEN	0.00	0.00	0.00	0.00%	249.50	0.00	249.50	100.00%
<a href="#">13-5-00-66020</a>	DUES - PROF - IPRA	139.50	0.00	139.50	100.00%	139.50	0.00	139.50	100.00%
<a href="#">13-5-00-66024</a>	DUES - PROF - SSPRA	0.00	0.00	0.00	0.00%	140.00	130.00	10.00	7.14%
<a href="#">13-5-00-66025</a>	DUES - PROF - CERTIFICATION	0.00	0.00	0.00	0.00%	0.00	172.50	-172.50	0.00%
<a href="#">13-5-00-66026</a>	DUES - PROF - UNFORESEEN	0.00	0.00	0.00	0.00%	315.00	0.00	315.00	100.00%
<a href="#">13-5-00-66031</a>	DUES - AMAZON	0.00	0.00	0.00	0.00%	0.00	249.50	-249.50	0.00%
<a href="#">13-5-00-66032</a>	DUES - HR SOURCE	0.00	0.00	0.00	0.00%	0.00	740.00	-740.00	0.00%
<a href="#">13-5-00-66042</a>	PUBLICATIONS	0.00	0.00	0.00	0.00%	31.00	0.00	31.00	100.00%
<b>SubAccount 660 - DUES &amp; SUBSCRIPTIONS Total:</b>		<b>264.50</b>	<b>125.00</b>	<b>139.50</b>	<b>52.74%</b>	<b>1,701.15</b>	<b>1,867.00</b>	<b>-165.85</b>	<b>-9.75%</b>
<b>SubAccount: 670 - COMMUNICATION SERVICES</b>									
<a href="#">13-5-00-67011</a>	PHONE - LOCAL SERVICE	479.00	899.85	-420.85	-87.86%	3,704.32	4,494.84	-790.52	-21.34%
<a href="#">13-5-00-67030</a>	MOBILE PHONE - EXEC DIR	25.00	0.00	25.00	100.00%	175.00	125.00	50.00	28.57%
<a href="#">13-5-00-67031</a>	MOBILE PHONE - PARK FOREMAN	0.00	32.73	-32.73	0.00%	228.00	228.56	-0.56	-0.25%
<a href="#">13-5-00-67032</a>	MOBILE PHONE - SUPT OF REC	25.00	0.00	25.00	100.00%	175.00	962.50	-787.50	-450.00%
<a href="#">13-5-00-67034</a>	MOBILE PHONE - SUPERVISORS	55.00	0.00	55.00	100.00%	356.25	1,336.25	-980.00	-275.09%
<a href="#">13-5-00-67035</a>	MOBILE PHONE - SUPT OF FINANCE	25.00	0.00	25.00	100.00%	50.00	837.50	-787.50	-1,575.00%

Prior-Year Comparative Income Statement

For the Period Ending 11/30/2023

		2022-2023	2023-2024	Nov. Variance		2022-2023	2023-2024	YTD Variance	
		Nov. Activity	Nov. Activity	Favorable / (Unfavorable)	Variance %	YTD Activity	YTD Activity	Favorable / (Unfavorable)	Variance %
<a href="#">13-5-00-67036</a>	MOBILE PHONE - SUPT OF FACILIT	25.00	0.00	25.00	100.00%	162.50	600.00	-437.50	-269.23%
<a href="#">13-5-00-67037</a>	MOBILE PHONE - MAIN STAFF	47.50	0.00	47.50	100.00%	332.50	165.00	167.50	50.38%
<a href="#">13-5-00-67038</a>	MOBILE DEVICES	0.00	46.50	-46.50	0.00%	222.76	325.50	-102.74	-46.12%
<a href="#">13-5-00-67040</a>	HIGH SPEED INTERNET	129.95	132.45	-2.50	-1.92%	1,019.51	927.15	92.36	9.06%
<a href="#">13-5-00-67041</a>	WEB HOST	0.00	0.00	0.00	0.00%	0.00	246.00	-246.00	0.00%
<a href="#">13-5-00-67046</a>	TELEPHONE EQUIPMENT LEASE	0.00	0.00	0.00	0.00%	843.50	540.00	303.50	35.98%
<a href="#">13-5-00-67050</a>	PHONE -MISC	0.00	0.00	0.00	0.00%	12.60	0.00	12.60	100.00%
<b>SubAccount 670 - COMMUNICATION SERVICES Total:</b>		<b>811.45</b>	<b>1,111.53</b>	<b>-300.08</b>	<b>-36.98%</b>	<b>7,281.94</b>	<b>10,788.30</b>	<b>-3,506.36</b>	<b>-48.15%</b>
<b>SubAccount: 680 - SOFTWARE CONTRACTS</b>									
<a href="#">13-5-00-68010</a>	SOFTWARE CONTRACT - ACCTG	0.00	210.32	-210.32	0.00%	5,666.86	7,573.40	-1,906.54	-33.64%
<a href="#">13-5-00-68011</a>	SOFTWARE CONTRACT - RECTRAC	0.00	0.00	0.00	0.00%	3,131.10	3,484.55	-353.45	-11.29%
<a href="#">13-5-00-68013</a>	ANTI VIRUS SOFTWARE	921.45	0.00	921.45	100.00%	1,058.45	0.00	1,058.45	100.00%
<a href="#">13-5-00-68020</a>	ONSITE SUPPORT	852.89	1,009.45	-156.56	-18.36%	4,277.25	6,563.32	-2,286.07	-53.45%
<b>SubAccount 680 - SOFTWARE CONTRACTS Total:</b>		<b>1,774.34</b>	<b>1,219.77</b>	<b>554.57</b>	<b>31.26%</b>	<b>14,133.66</b>	<b>17,621.27</b>	<b>-3,487.61</b>	<b>-24.68%</b>
<b>SubAccount: 690 - LEGAL/ RECRUITMENT NOTICES</b>									
<a href="#">13-5-00-69010</a>	PUBLISH NOTICES	0.00	24.07	-24.07	0.00%	51.27	73.98	-22.71	-44.29%
<a href="#">13-5-00-69020</a>	RECRUITMENT ADS	0.00	225.00	-225.00	0.00%	180.00	1,289.50	-1,109.50	-616.39%
<b>SubAccount 690 - LEGAL/ RECRUITMENT NOTICES Total:</b>		<b>0.00</b>	<b>249.07</b>	<b>-249.07</b>	<b>0.00%</b>	<b>231.27</b>	<b>1,363.48</b>	<b>-1,132.21</b>	<b>-489.56%</b>
<b>SubAccount: 691 - PRINTING/ DESIGN SERVICES</b>									
<a href="#">13-5-00-69110</a>	PROGRAM GUIDE - DESIGN	2,250.00	1,500.00	750.00	33.33%	3,787.50	3,056.25	731.25	19.31%
<a href="#">13-5-00-69111</a>	PROGRAM GUIDE - PRINT	660.95	0.00	660.95	100.00%	1,315.95	1,982.84	-666.89	-50.68%
<a href="#">13-5-00-69120</a>	PUBLIC INFO FLYER PRINTING	67.70	31.10	36.60	54.06%	314.97	205.97	109.00	34.61%
<a href="#">13-5-00-69140</a>	ADMIN FORMS - CONTINGENCY	0.00	0.00	0.00	0.00%	122.76	233.85	-111.09	-90.49%
<b>SubAccount 691 - PRINTING/ DESIGN SERVICES Total:</b>		<b>2,978.65</b>	<b>1,531.10</b>	<b>1,447.55</b>	<b>48.60%</b>	<b>5,541.18</b>	<b>5,478.91</b>	<b>62.27</b>	<b>1.12%</b>
<b>SubAccount: 710 - ADMINISTRATIVE EXPENSE ACCTS</b>									
<a href="#">13-5-00-71012</a>	EXP ACCT - SUPT OF REC	0.00	0.00	0.00	0.00%	0.00	93.23	-93.23	0.00%
<b>SubAccount 710 - ADMINISTRATIVE EXPENSE ACCTS Total:</b>		<b>0.00</b>	<b>0.00</b>	<b>0.00</b>	<b>0.00%</b>	<b>0.00</b>	<b>93.23</b>	<b>-93.23</b>	<b>0.00%</b>
<b>SubAccount: 720 - EMPLOYEE/ PUBLIC RELATIONS</b>									
<a href="#">13-5-00-72020</a>	STAFF MTG ALLOWANCE	26.08	0.00	26.08	100.00%	214.07	0.00	214.07	100.00%
<a href="#">13-5-00-72021</a>	STAFF RECOGNITION	0.00	0.00	0.00	0.00%	171.60	0.00	171.60	100.00%
<a href="#">13-5-00-72022</a>	STAFF FUNCTIONS	0.00	0.00	0.00	0.00%	250.92	447.65	-196.73	-78.40%
<a href="#">13-5-00-72050</a>	PUBLIC RELATION CONTINGENCY	0.00	0.00	0.00	0.00%	37.78	0.00	37.78	100.00%
<b>SubAccount 720 - EMPLOYEE/ PUBLIC RELATIONS Total:</b>		<b>26.08</b>	<b>0.00</b>	<b>26.08</b>	<b>100.00%</b>	<b>674.37</b>	<b>447.65</b>	<b>226.72</b>	<b>33.62%</b>
<b>SubAccount: 730 - OFFICE/ ADMIN SUPPLIES</b>									
<a href="#">13-5-00-73010</a>	PAPER, ENVELOPES, LABELS	0.00	23.99	-23.99	0.00%	397.23	284.76	112.47	28.31%
<a href="#">13-5-00-73011</a>	FOLDERS, BINDERS, INDEX TABS	0.00	0.00	0.00	0.00%	92.96	17.90	75.06	80.74%
<a href="#">13-5-00-73020</a>	PENS, PENCILS, MARKERS	0.00	0.00	0.00	0.00%	36.87	0.00	36.87	100.00%
<a href="#">13-5-00-73021</a>	CALENDARS, PERSONAL ORGANIZERS	85.62	0.00	85.62	100.00%	85.62	0.00	85.62	100.00%
<a href="#">13-5-00-73022</a>	PRINT CARTRIDGES	267.39	58.14	209.25	78.26%	957.95	176.12	781.83	81.61%
<a href="#">13-5-00-73023</a>	DESK SUPPLIES	21.73	3.00	18.73	86.19%	233.16	14.08	219.08	93.96%

Prior-Year Comparative Income Statement

For the Period Ending 11/30/2023

		2022-2023	2023-2024	Nov. Variance		2022-2023	2023-2024	YTD Variance	
		Nov. Activity	Nov. Activity	Favorable /	Variance %	YTD Activity	YTD Activity	Favorable /	Variance %
				(Unfavorable)				(Unfavorable)	
<a href="#">13-5-00-73030</a>	WATER SERVICE	13.22	52.67	-39.45	-298.41%	403.54	351.44	52.10	12.91%
<a href="#">13-5-00-73031</a>	CUPS, NAPKINS, PAPER TOWELS	0.00	0.00	0.00	0.00%	9.31	7.22	2.09	22.45%
<a href="#">13-5-00-73040</a>	OFFICE SUPPLIES MISC	0.00	0.00	0.00	0.00%	7.49	150.02	-142.53	-1,902.94%
<b>SubAccount 730 - OFFICE/ ADMIN SUPPLIES Total:</b>		<b>387.96</b>	<b>137.80</b>	<b>250.16</b>	<b>64.48%</b>	<b>2,224.13</b>	<b>1,001.54</b>	<b>1,222.59</b>	<b>54.97%</b>
<b>SubAccount: 740 - COMPUTER SUPPLIES/ EQUIP</b>									
<a href="#">13-5-00-74011</a>	COMPUTER - HARDWARE SMALL	0.00	0.00	0.00	0.00%	190.00	55.72	134.28	70.67%
<b>SubAccount 740 - COMPUTER SUPPLIES/ EQUIP Total:</b>		<b>0.00</b>	<b>0.00</b>	<b>0.00</b>	<b>0.00%</b>	<b>190.00</b>	<b>55.72</b>	<b>134.28</b>	<b>70.67%</b>
<b>SubAccount: 750 - OFFICE EQUIPMENT</b>									
<a href="#">13-5-00-75010</a>	FURNITURE	317.75	0.00	317.75	100.00%	9,395.20	4,437.50	4,957.70	52.77%
<b>SubAccount 750 - OFFICE EQUIPMENT Total:</b>		<b>317.75</b>	<b>0.00</b>	<b>317.75</b>	<b>100.00%</b>	<b>9,395.20</b>	<b>4,437.50</b>	<b>4,957.70</b>	<b>52.77%</b>
<b>SubAccount: 760 - POSTAGE &amp; DELIVERY</b>									
<a href="#">13-5-00-76011</a>	POSTAGE - PROGRAM GUIDE	0.00	988.82	-988.82	0.00%	952.42	1,979.79	-1,027.37	-107.87%
<a href="#">13-5-00-76013</a>	POSTAGE - GENERAL	0.00	0.00	0.00	0.00%	14.55	49.21	-34.66	-238.21%
<a href="#">13-5-00-76014</a>	POSTAGE - MACHINE	500.00	0.00	500.00	100.00%	500.00	0.00	500.00	100.00%
<a href="#">13-5-00-76015</a>	POSTAGE MACHINE RENTAL	0.00	0.00	0.00	0.00%	159.06	159.06	0.00	0.00%
<a href="#">13-5-00-76022</a>	DELIVERY - LEGAL DOCUMENT	14.42	0.00	14.42	100.00%	26.66	0.00	26.66	100.00%
<b>SubAccount 760 - POSTAGE &amp; DELIVERY Total:</b>		<b>514.42</b>	<b>988.82</b>	<b>-474.40</b>	<b>-92.22%</b>	<b>1,652.69</b>	<b>2,188.06</b>	<b>-535.37</b>	<b>-32.39%</b>
<b>SubAccount: 764 - BANQUET BEVERAGE SERVICE</b>									
<a href="#">13-5-00-76400</a>	BANQUET BEVERAGE SERVICE	90.00	0.00	90.00	100.00%	138.50	0.00	138.50	100.00%
<b>SubAccount 764 - BANQUET BEVERAGE SERVICE Total:</b>		<b>90.00</b>	<b>0.00</b>	<b>90.00</b>	<b>100.00%</b>	<b>138.50</b>	<b>0.00</b>	<b>138.50</b>	<b>100.00%</b>
<b>Department 5 - Admin Total:</b>		<b>57,304.64</b>	<b>55,077.29</b>	<b>2,227.35</b>	<b>3.89%</b>	<b>396,592.80</b>	<b>405,569.12</b>	<b>-8,976.32</b>	<b>-2.26%</b>
<b>Department: 6 - Maintenance</b>									
<b>SubAccount: 513 - MAINTENANCE SALARIES</b>									
<a href="#">13-6-00-51300</a>	WAGES - MAINTENANCE	10,597.16	11,507.22	-910.06	-8.59%	78,687.60	75,391.74	3,295.86	4.19%
<b>SubAccount 513 - MAINTENANCE SALARIES Total:</b>		<b>10,597.16</b>	<b>11,507.22</b>	<b>-910.06</b>	<b>-8.59%</b>	<b>78,687.60</b>	<b>75,391.74</b>	<b>3,295.86</b>	<b>4.19%</b>
<b>SubAccount: 810 - MAINTENANCE SERVICES</b>									
<a href="#">13-6-00-81009</a>	NATIVE AREA SERVICE	0.00	0.00	0.00	0.00%	0.00	2,275.00	-2,275.00	0.00%
<a href="#">13-6-00-81010</a>	HVAC CONTRACT	356.97	0.00	356.97	100.00%	9,857.63	8,805.89	1,051.74	10.67%
<a href="#">13-6-00-81011</a>	PEST CONTROL	0.00	0.00	0.00	0.00%	0.00	8.98	-8.98	0.00%
<a href="#">13-6-00-81012</a>	RUG SERVICE	149.24	0.00	149.24	100.00%	903.36	1,969.23	-1,065.87	-117.99%
<a href="#">13-6-00-81013</a>	REC CENTER FLOOR CARE	0.00	0.00	0.00	0.00%	4,777.50	4,747.50	30.00	0.63%
<a href="#">13-6-00-81014</a>	SECURITY SERVICE & TESTING	1,563.97	702.00	861.97	55.11%	5,901.91	4,064.54	1,837.37	31.13%
<a href="#">13-6-00-81016</a>	ICE MACHINE	0.00	0.00	0.00	0.00%	621.00	0.00	621.00	100.00%
<a href="#">13-6-00-81017</a>	ELEVATOR	111.87	727.45	-615.58	-550.26%	783.09	1,306.10	-523.01	-66.79%
<a href="#">13-6-00-81020</a>	DUMPSTER SERVICE	206.87	934.72	-727.85	-351.84%	2,711.50	3,899.79	-1,188.29	-43.82%
<a href="#">13-6-00-81021</a>	PESTICIDE/ FERTILIZATION	750.00	0.00	750.00	100.00%	3,800.50	2,368.00	1,432.50	37.69%
<a href="#">13-6-00-81022</a>	PORTABLE TOILETS	85.00	290.00	-205.00	-241.18%	4,597.00	4,417.50	179.50	3.90%
<a href="#">13-6-00-81024</a>	GORDON PARK LIGHT TIMER	0.00	0.00	0.00	0.00%	180.00	200.00	-20.00	-11.11%
<a href="#">13-6-00-81030</a>	MAIN UNIFORMS	145.48	0.00	145.48	100.00%	1,126.94	429.26	697.68	61.91%
<a href="#">13-6-00-81031</a>	COPY MACHINE	12.69	13.23	-0.54	-4.26%	796.97	83.10	713.87	89.57%

Prior-Year Comparative Income Statement

For the Period Ending 11/30/2023

		2022-2023	2023-2024	Nov. Variance		2022-2023	2023-2024	YTD Variance	
		Nov. Activity	Nov. Activity	Favorable / (Unfavorable)	Variance %	YTD Activity	YTD Activity	Favorable / (Unfavorable)	Variance %
<a href="#">13-6-00-81032</a>	MAIN SHOP SERVICES	0.00	0.00	0.00	0.00%	193.89	0.00	193.89	100.00%
<a href="#">13-6-00-81035</a>	BLADE SHARPENING	0.00	0.00	0.00	0.00%	29.00	0.00	29.00	100.00%
<a href="#">13-6-00-81038</a>	REC CENTER FACILITY REPAIRS	54.67	0.00	54.67	100.00%	852.17	105.00	747.17	87.68%
<a href="#">13-6-00-81040</a>	ELECTRICAL REPAIRS	0.00	0.00	0.00	0.00%	0.00	4,209.80	-4,209.80	0.00%
<a href="#">13-6-00-81041</a>	LOCK/KEY SERVICE	0.00	0.00	0.00	0.00%	347.64	209.49	138.15	39.74%
<a href="#">13-6-00-81042</a>	PLUMBING SERVICE	0.00	0.00	0.00	0.00%	694.50	2,922.75	-2,228.25	-320.84%
<a href="#">13-6-00-81045</a>	SPLASH PAD SERVICES	0.00	0.00	0.00	0.00%	2,463.21	3,749.81	-1,286.60	-52.23%
<a href="#">13-6-00-81050</a>	MAIN SERVICES - UNFORESEEN	0.00	0.00	0.00	0.00%	0.00	441.38	-441.38	0.00%
<b>SubAccount 810 - MAINTENANCE SERVICES Total:</b>		<b>3,436.76</b>	<b>2,667.40</b>	<b>769.36</b>	<b>22.39%</b>	<b>40,637.81</b>	<b>46,213.12</b>	<b>-5,575.31</b>	<b>-13.72%</b>
<b>SubAccount: 820 - EQUIPMENT REPAIRS</b>									
<a href="#">13-6-00-82010</a>	REPAIRS - VEHICLE	125.18	85.37	39.81	31.80%	1,648.68	286.91	1,361.77	82.60%
<a href="#">13-6-00-82011</a>	REPAIRS - EQUIP	626.23	1,207.83	-581.60	-92.87%	1,771.98	2,801.08	-1,029.10	-58.08%
<b>SubAccount 820 - EQUIPMENT REPAIRS Total:</b>		<b>751.41</b>	<b>1,293.20</b>	<b>-541.79</b>	<b>-72.10%</b>	<b>3,420.66</b>	<b>3,087.99</b>	<b>332.67</b>	<b>9.73%</b>
<b>SubAccount: 830 - MAINTENANCE SUPPLIES</b>									
<a href="#">13-6-00-83010</a>	CLEANING SUPPLIES	16.44	552.98	-536.54	-3,263.63%	407.03	1,261.45	-854.42	-209.92%
<a href="#">13-6-00-83011</a>	BATHROOM SUPPLIES	0.00	328.75	-328.75	0.00%	667.28	1,902.76	-1,235.48	-185.15%
<a href="#">13-6-00-83012</a>	BUILDING SUPPLIES	299.80	82.76	217.04	72.39%	2,243.16	1,100.72	1,142.44	50.93%
<a href="#">13-6-00-83020</a>	TRASH CAN PLASTIC LINERS	0.00	0.00	0.00	0.00%	309.96	0.00	309.96	100.00%
<a href="#">13-6-00-83021</a>	PLASTIC TRASH BAGS	23.48	0.00	23.48	100.00%	1,434.93	1,476.86	-41.93	-2.92%
<a href="#">13-6-00-83022</a>	PAINT	0.00	0.00	0.00	0.00%	258.53	2.79	255.74	98.92%
<a href="#">13-6-00-83024</a>	LIGHT BULBS - OUTDOOR SECURITY	0.00	0.00	0.00	0.00%	23.00	0.00	23.00	100.00%
<a href="#">13-6-00-83026</a>	ATHLETIC FIELD PAINT	0.00	0.00	0.00	0.00%	494.34	660.00	-165.66	-33.51%
<a href="#">13-6-00-83028</a>	ELECTRICAL SUPPLIES - REC CTR	0.00	0.00	0.00	0.00%	139.00	39.97	99.03	71.24%
<a href="#">13-6-00-83029</a>	SPORTS NETS	0.00	0.00	0.00	0.00%	205.99	0.00	205.99	100.00%
<a href="#">13-6-00-83035</a>	ELECTRIC SUPPLIES	0.00	0.00	0.00	0.00%	95.05	0.00	95.05	100.00%
<a href="#">13-6-00-83037</a>	VEHICLE/ EQUIP SUPPLIES	0.00	0.00	0.00	0.00%	0.00	423.69	-423.69	0.00%
<a href="#">13-6-00-83038</a>	DEPT SUPPLIES	0.00	0.00	0.00	0.00%	47.84	148.25	-100.41	-209.89%
<a href="#">13-6-00-83043</a>	SPLASH PAD CHEMICALS	0.00	0.00	0.00	0.00%	173.44	749.80	-576.36	-332.31%
<a href="#">13-6-00-83050</a>	MAIN SUPPLIES - UNFORESEEN	0.00	0.00	0.00	0.00%	139.07	500.00	-360.93	-259.53%
<b>SubAccount 830 - MAINTENANCE SUPPLIES Total:</b>		<b>339.72</b>	<b>964.49</b>	<b>-624.77</b>	<b>-183.91%</b>	<b>6,638.62</b>	<b>8,266.29</b>	<b>-1,627.67</b>	<b>-24.52%</b>
<b>SubAccount: 840 - MAINTENANCE MATERIALS</b>									
<a href="#">13-6-00-84013</a>	SAND, STONE, SCREENINGS	0.00	0.00	0.00	0.00%	22.43	0.00	22.43	100.00%
<a href="#">13-6-00-84020</a>	SEED	0.00	0.00	0.00	0.00%	1,047.32	0.00	1,047.32	100.00%
<a href="#">13-6-00-84022</a>	SOIL	0.00	0.00	0.00	0.00%	531.00	300.50	230.50	43.41%
<a href="#">13-6-00-84030</a>	CONCRETE BAGS/ BULK	17.96	0.00	17.96	100.00%	28.46	17.97	10.49	36.86%
<a href="#">13-6-00-84031</a>	PLAY SURFACE/ PARTS	0.00	53.50	-53.50	0.00%	3,199.00	3,012.50	186.50	5.83%
<a href="#">13-6-00-84040</a>	ELECTRICAL PARTS	0.00	0.00	0.00	0.00%	17.73	280.29	-262.56	-1,480.88%
<a href="#">13-6-00-84041</a>	MISC HARDWARE	225.26	502.55	-277.29	-123.10%	488.20	957.44	-469.24	-96.12%
<a href="#">13-6-00-84042</a>	LUMBER	338.77	0.00	338.77	100.00%	338.77	143.92	194.85	57.52%
<a href="#">13-6-00-84044</a>	PLUMBING PARTS	27.37	0.00	27.37	100.00%	55.47	78.35	-22.88	-41.25%
<a href="#">13-6-00-84050</a>	SALT	908.99	0.00	908.99	100.00%	908.99	0.00	908.99	100.00%

Prior-Year Comparative Income Statement

For the Period Ending 11/30/2023

		2022-2023	2023-2024	Nov. Variance		2022-2023	2023-2024	YTD Variance	
		Nov. Activity	Nov. Activity	Favorable / (Unfavorable)	Variance %	YTD Activity	YTD Activity	Favorable / (Unfavorable)	Variance %
<a href="#">13-6-00-84051</a>	CALCIUM CHLORIDE	0.00	0.00	0.00	0.00%	334.37	0.00	334.37	100.00%
<b>SubAccount 840 - MAINTENANCE MATERIALS Total:</b>		<b>1,518.35</b>	<b>556.05</b>	<b>962.30</b>	<b>63.38%</b>	<b>6,971.74</b>	<b>4,790.97</b>	<b>2,180.77</b>	<b>31.28%</b>
<b>SubAccount: 850 - PETROLEUM PRODUCTS</b>									
<a href="#">13-6-00-85010</a>	PETRO PROD - DIESEL	0.00	684.19	-684.19	0.00%	1,462.60	2,235.32	-772.72	-52.83%
<a href="#">13-6-00-85011</a>	PETRO PROD - GASOLINE	0.00	0.00	0.00	0.00%	497.97	1,276.47	-778.50	-156.33%
<a href="#">13-6-00-85012</a>	PETRO PROD - WELDING	0.00	0.00	0.00	0.00%	268.65	0.00	268.65	100.00%
<a href="#">13-6-00-85013</a>	PETRO PROD - GREASE/ OIL	103.18	0.00	103.18	100.00%	103.18	53.60	49.58	48.05%
<b>SubAccount 850 - PETROLEUM PRODUCTS Total:</b>		<b>103.18</b>	<b>684.19</b>	<b>-581.01</b>	<b>-563.10%</b>	<b>2,332.40</b>	<b>3,565.39</b>	<b>-1,232.99</b>	<b>-52.86%</b>
<b>SubAccount: 860 - MAIN. TOOLS &amp; EQUIPMENT</b>									
<a href="#">13-6-00-86012</a>	TOOLS - LANDSCAPE	0.00	0.00	0.00	0.00%	268.92	515.73	-246.81	-91.78%
<a href="#">13-6-00-86013</a>	TOOLS - HAND	79.88	0.00	79.88	100.00%	204.93	911.39	-706.46	-344.73%
<a href="#">13-6-00-86014</a>	TOOLS - JANITORIAL	0.00	0.00	0.00	0.00%	70.23	0.00	70.23	100.00%
<a href="#">13-6-00-86015</a>	TOOLS - MAIN - POWER	241.25	0.00	241.25	100.00%	392.11	500.00	-107.89	-27.52%
<a href="#">13-6-00-86017</a>	TOOLS - MISC	194.49	0.00	194.49	100.00%	261.45	0.00	261.45	100.00%
<b>SubAccount 860 - MAIN. TOOLS &amp; EQUIPMENT Total:</b>		<b>515.62</b>	<b>0.00</b>	<b>515.62</b>	<b>100.00%</b>	<b>1,197.64</b>	<b>1,927.12</b>	<b>-729.48</b>	<b>-60.91%</b>
<b>SubAccount: 870 - PARK LANDSCAPING</b>									
<a href="#">13-6-00-87010</a>	LANDSCAPING - FLOWERS	0.00	0.00	0.00	0.00%	856.40	680.91	175.49	20.49%
<a href="#">13-6-00-87011</a>	LANDSCAPING - SHRUBS	0.00	0.00	0.00	0.00%	0.00	179.20	-179.20	0.00%
<a href="#">13-6-00-87013</a>	LANDSCAPING - HERBICIDE/ SOIL	758.85	0.00	758.85	100.00%	778.77	849.95	-71.18	-9.14%
<a href="#">13-6-00-87014</a>	LANDSCAPING - MISC	0.00	0.00	0.00	0.00%	327.68	477.91	-150.23	-45.85%
<b>SubAccount 870 - PARK LANDSCAPING Total:</b>		<b>758.85</b>	<b>0.00</b>	<b>758.85</b>	<b>100.00%</b>	<b>1,962.85</b>	<b>2,187.97</b>	<b>-225.12</b>	<b>-11.47%</b>
<b>SubAccount: 880 - UTILITES - ELECTRIC</b>									
<a href="#">13-6-10-88000</a>	ELECTRIC - DENNING	57.25	144.78	-87.53	-152.89%	828.61	1,158.68	-330.07	-39.83%
<a href="#">13-6-11-88000</a>	ELECTRIC - GILBERT	0.00	71.94	-71.94	0.00%	462.22	695.81	-233.59	-50.54%
<a href="#">13-6-12-88000</a>	ELECTRIC - SEDGWICK	197.49	0.00	197.49	100.00%	1,846.34	1,835.56	10.78	0.58%
<a href="#">13-6-14-88000</a>	ELECTRIC - GORDON	605.91	900.75	-294.84	-48.66%	2,583.56	3,801.84	-1,218.28	-47.16%
<a href="#">13-6-15-88000</a>	ELECTRIC - WAIOLA	19.41	26.00	-6.59	-33.95%	134.78	144.84	-10.06	-7.46%
<a href="#">13-6-18-88000</a>	ELECTRIC - SPRING	11.44	14.71	-3.27	-28.58%	81.10	80.27	0.83	1.02%
<a href="#">13-6-20-88000</a>	ELECTRIC - EAST AVE	1,497.88	3,032.57	-1,534.69	-102.46%	19,245.17	25,214.76	-5,969.59	-31.02%
<b>SubAccount 880 - UTILITES - ELECTRIC Total:</b>		<b>2,389.38</b>	<b>4,190.75</b>	<b>-1,801.37</b>	<b>-75.39%</b>	<b>25,181.78</b>	<b>32,931.76</b>	<b>-7,749.98</b>	<b>-30.78%</b>
<b>SubAccount: 881 - UTILITES - NATURAL GAS</b>									
<a href="#">13-6-10-88100</a>	NATURAL GAS - DENNING	100.53	0.00	100.53	100.00%	308.91	93.76	215.15	69.65%
<a href="#">13-6-11-88100</a>	NATURAL GAS - GILBERT	41.13	39.51	1.62	3.94%	241.33	265.78	-24.45	-10.13%
<a href="#">13-6-12-88100</a>	NATURAL GAS - SEDGWICK	161.47	105.76	55.71	34.50%	451.94	407.83	44.11	9.76%
<a href="#">13-6-13-88100</a>	NATURAL GAS - COMMUNITY CTR	82.74	100.51	-17.77	-21.48%	384.54	361.27	23.27	6.05%
<a href="#">13-6-14-88100</a>	NATURAL GAS - GORDON	33.91	34.99	-1.08	-3.18%	546.79	274.18	272.61	49.86%
<a href="#">13-6-20-88100</a>	NATURAL GAS - EAST AVE	1,203.21	777.82	425.39	35.35%	3,938.57	4,005.15	-66.58	-1.69%
<b>SubAccount 881 - UTILITES - NATURAL GAS Total:</b>		<b>1,622.99</b>	<b>1,058.59</b>	<b>564.40</b>	<b>34.78%</b>	<b>5,872.08</b>	<b>5,407.97</b>	<b>464.11</b>	<b>7.90%</b>
<b>SubAccount: 882 - UTILITIES - WATER</b>									
<a href="#">13-6-10-88200</a>	WATER - DENNING	89.53	0.00	89.53	100.00%	460.53	562.09	-101.56	-22.05%

Prior-Year Comparative Income Statement

For the Period Ending 11/30/2023

		2022-2023	2023-2024	Nov. Variance		2022-2023	2023-2024	YTD Variance	
		Nov. Activity	Nov. Activity	Favorable / (Unfavorable)	Variance %	YTD Activity	YTD Activity	Favorable / (Unfavorable)	Variance %
<a href="#">13-6-11-88200</a>	WATER - GILBERT	106.79	0.00	106.79	100.00%	427.55	389.51	38.04	8.90%
<a href="#">13-6-12-88200</a>	WATER - SEDGWICK	0.00	652.67	-652.67	0.00%	2,586.08	2,183.90	402.18	15.55%
<a href="#">13-6-13-88200</a>	WATER - COMMUNITY CTR	0.00	43.13	-43.13	0.00%	112.89	212.66	-99.77	-88.38%
<a href="#">13-6-14-88200</a>	WATER - GORDON	0.00	388.65	-388.65	0.00%	1,633.74	1,301.25	332.49	20.35%
<a href="#">13-6-15-88200</a>	WATER - WAIOLA	38.27	0.00	38.27	100.00%	150.84	130.86	19.98	13.25%
<a href="#">13-6-16-88200</a>	WATER - ELM	37.63	0.00	37.63	100.00%	77.46	121.99	-44.53	-57.49%
<a href="#">13-6-18-88200</a>	WATER - SPRING	31.53	0.00	31.53	100.00%	126.11	102.45	23.66	18.76%
<a href="#">13-6-20-88200</a>	WATER - EAST AVE	0.00	442.43	-442.43	0.00%	1,338.39	2,099.01	-760.62	-56.83%
<b>SubAccount 882 - UTILITIES - WATER Total:</b>		<b>303.75</b>	<b>1,526.88</b>	<b>-1,223.13</b>	<b>-402.68%</b>	<b>6,913.59</b>	<b>7,103.72</b>	<b>-190.13</b>	<b>-2.75%</b>
<b>SubAccount: 890 - PARK IMPROVEMENTS &amp; REPAIRS</b>									
<a href="#">13-6-10-89000</a>	REPAIRS - DENNING	0.00	0.00	0.00	0.00%	0.00	666.56	-666.56	0.00%
<a href="#">13-6-11-89000</a>	REPAIRS - GILBERT	0.00	0.00	0.00	0.00%	0.00	295.00	-295.00	0.00%
<a href="#">13-6-12-89000</a>	REPAIRS - SEDGWICK	0.00	0.00	0.00	0.00%	0.00	1,370.00	-1,370.00	0.00%
<a href="#">13-6-13-89000</a>	REPAIRS - COMMUNITY CTR	167.32	0.00	167.32	100.00%	167.32	1,625.00	-1,457.68	-871.19%
<a href="#">13-6-14-89000</a>	REPAIRS - GORDON	0.00	0.00	0.00	0.00%	255.98	749.40	-493.42	-192.76%
<b>SubAccount 890 - PARK IMPROVEMENTS &amp; REPAIRS Total:</b>		<b>167.32</b>	<b>0.00</b>	<b>167.32</b>	<b>100.00%</b>	<b>423.30</b>	<b>4,705.96</b>	<b>-4,282.66</b>	<b>-1,011.73%</b>
<b>Department 6 - Maintenance Total:</b>		<b>22,504.49</b>	<b>24,448.77</b>	<b>-1,944.28</b>	<b>-8.64%</b>	<b>180,240.07</b>	<b>195,580.00</b>	<b>-15,339.93</b>	<b>-8.51%</b>
<b>Department: 7 - Recreation</b>									
<b>SubAccount: 515 - CUSTODIANS &amp; FACILITY SUPERVISORS</b>									
<a href="#">13-7-09-51500</a>	WAGES - CUSTODIANS	5,684.30	2,072.01	3,612.29	63.55%	37,982.39	21,614.83	16,367.56	43.09%
<a href="#">13-7-09-51501</a>	WAGES - OPEN GYM SUPERVISORS	173.55	0.00	173.55	100.00%	662.55	0.00	662.55	100.00%
<a href="#">13-7-09-51502</a>	WAGES - MANAGER ON DUTY	1,032.41	3,041.45	-2,009.04	-194.60%	5,347.32	14,071.76	-8,724.44	-163.16%
<b>SubAccount 515 - CUSTODIANS &amp; FACILITY SUPERVISORS Total:</b>		<b>6,890.26</b>	<b>5,113.46</b>	<b>1,776.80</b>	<b>25.79%</b>	<b>43,992.26</b>	<b>35,686.59</b>	<b>8,305.67</b>	<b>18.88%</b>
<b>SubAccount: 516 - PROGRAM WAGES</b>									
<a href="#">13-7-01-52000</a>	WAGES - ATHLETICS	1,121.12	6,548.50	-5,427.38	-484.10%	1,189.37	8,929.02	-7,739.65	-650.74%
<a href="#">13-7-03-52000</a>	WAGES - SPEC INT & SOCIAL	472.20	181.25	290.95	61.62%	5,103.05	3,454.98	1,648.07	32.30%
<a href="#">13-7-04-52000</a>	WAGES - SPECIAL EVTS/ TRIPS	0.00	123.50	-123.50	0.00%	0.00	123.50	-123.50	0.00%
<a href="#">13-7-07-52000</a>	WAGES - DAY CAMPS	0.00	0.00	0.00	0.00%	47,968.73	74,348.40	-26,379.67	-54.99%
<a href="#">13-7-08-52000</a>	WAGES - PRESCHOOL	5,825.41	4,894.84	930.57	15.97%	17,596.25	16,474.95	1,121.30	6.37%
<b>SubAccount 516 - PROGRAM WAGES Total:</b>		<b>7,418.73</b>	<b>11,748.09</b>	<b>-4,329.36</b>	<b>-58.36%</b>	<b>71,857.40</b>	<b>103,330.85</b>	<b>-31,473.45</b>	<b>-43.80%</b>
<b>SubAccount: 571 - BEVERAGE COST</b>									
<a href="#">13-7-09-57150</a>	ALCOHOL PERMITS - PAYOUT	0.00	0.00	0.00	0.00%	0.00	975.00	-975.00	0.00%
<b>SubAccount 571 - BEVERAGE COST Total:</b>		<b>0.00</b>	<b>0.00</b>	<b>0.00</b>	<b>0.00%</b>	<b>0.00</b>	<b>975.00</b>	<b>-975.00</b>	<b>0.00%</b>
<b>SubAccount: 600 - PROMOTION &amp; PUBLICITY</b>									
<a href="#">13-7-00-77100</a>	RESIDENT SCHOLARSHIPS	0.00	0.00	0.00	0.00%	0.00	321.50	-321.50	0.00%
<b>SubAccount 600 - PROMOTION &amp; PUBLICITY Total:</b>		<b>0.00</b>	<b>0.00</b>	<b>0.00</b>	<b>0.00%</b>	<b>0.00</b>	<b>321.50</b>	<b>-321.50</b>	<b>0.00%</b>
<b>SubAccount: 620 - CONTRACTUAL PROGRAMS</b>									
<a href="#">13-7-01-62000</a>	CONTRACTUAL - ATHLETICS	12,797.13	9,812.00	2,985.13	23.33%	80,967.79	90,186.50	-9,218.71	-11.39%
<a href="#">13-7-01-62200</a>	ATHLETIC OFFICIALS	2,310.00	0.00	2,310.00	100.00%	3,080.00	0.00	3,080.00	100.00%
<a href="#">13-7-02-62000</a>	CONTRACTUAL - FITNESS	5,568.86	5,882.01	-313.15	-5.62%	21,202.70	27,208.94	-6,006.24	-28.33%

Prior-Year Comparative Income Statement

For the Period Ending 11/30/2023

				Nov. Variance				YTD Variance	
		2022-2023	2023-2024	Favorable /		2022-2023	2023-2024	Favorable /	Variance %
		Nov. Activity	Nov. Activity	(Unfavorable)	Variance %	YTD Activity	YTD Activity	(Unfavorable)	Variance %
<a href="#">13-7-03-62000</a>	CONTRACTUAL - SPEC INT	2,410.00	0.00	2,410.00	100.00%	30,488.51	18,451.40	12,037.11	39.48%
<a href="#">13-7-04-62000</a>	CONTRACTUAL - SPEC EVTS	1,369.50	857.50	512.00	37.39%	1,469.50	1,797.50	-328.00	-22.32%
<a href="#">13-7-05-62000</a>	CONTRACTUAL - PERFORMING ARTS	384.00	6,307.50	-5,923.50	-1,542.58%	14,211.46	19,790.70	-5,579.24	-39.26%
<a href="#">13-7-07-62000</a>	CONTRACTUAL - DAY CAMPS	0.00	0.00	0.00	0.00%	5,053.07	8,520.66	-3,467.59	-68.62%
<b>SubAccount 620 - CONTRACTUAL PROGRAMS Total:</b>		<b>24,839.49</b>	<b>22,859.01</b>	<b>1,980.48</b>	<b>7.97%</b>	<b>156,473.03</b>	<b>165,955.70</b>	<b>-9,482.67</b>	<b>-6.06%</b>
<b>SubAccount: 630 - TRANSPORTATION</b>									
<a href="#">13-7-07-63000</a>	TRANSPORTATION - DAY CAMPS	3,477.50	0.00	3,477.50	100.00%	3,477.50	0.00	3,477.50	100.00%
<b>SubAccount 630 - TRANSPORTATION Total:</b>		<b>3,477.50</b>	<b>0.00</b>	<b>3,477.50</b>	<b>100.00%</b>	<b>3,477.50</b>	<b>0.00</b>	<b>3,477.50</b>	<b>100.00%</b>
<b>SubAccount: 774 - SPECIAL EVENTS</b>									
<a href="#">13-7-00-77403</a>	SPEC EVT - HALLOWEEN	0.00	0.00	0.00	0.00%	890.00	0.00	890.00	100.00%
<a href="#">13-7-00-77404</a>	SPEC EVT - MOVIE IN THE PARK	0.00	0.00	0.00	0.00%	435.00	0.00	435.00	100.00%
<a href="#">13-7-00-77406</a>	SPEC EVT - PET PARADE	0.00	0.00	0.00	0.00%	2,999.01	1,064.36	1,934.65	64.51%
<a href="#">13-7-00-77407</a>	SPEC EVT - COUNTRYSIDE FIREWORKS	0.00	0.00	0.00	0.00%	0.00	1,900.00	-1,900.00	0.00%
<b>SubAccount 774 - SPECIAL EVENTS Total:</b>		<b>0.00</b>	<b>0.00</b>	<b>0.00</b>	<b>0.00%</b>	<b>4,324.01</b>	<b>2,964.36</b>	<b>1,359.65</b>	<b>31.44%</b>
<b>SubAccount: 780 - PROGRAM EQUIPMENT</b>									
<a href="#">13-7-01-78000</a>	EQUIPMENT - ATHLETICS	0.00	0.00	0.00	0.00%	814.98	29.99	784.99	96.32%
<a href="#">13-7-04-78000</a>	EQUIP - SPEC EVENTS & TRIPS	0.00	0.00	0.00	0.00%	0.00	12.99	-12.99	0.00%
<a href="#">13-7-07-78000</a>	EQUIP - DAY CAMPS	0.00	0.00	0.00	0.00%	641.28	1,196.17	-554.89	-86.53%
<a href="#">13-7-08-78000</a>	EQUIP - PRESCHOOL	28.49	127.20	-98.71	-346.47%	784.28	979.50	-195.22	-24.89%
<a href="#">13-7-09-78000</a>	EQUIP - OPEN GYM	0.00	55.58	-55.58	0.00%	389.85	394.70	-4.85	-1.24%
<b>SubAccount 780 - PROGRAM EQUIPMENT Total:</b>		<b>28.49</b>	<b>182.78</b>	<b>-154.29</b>	<b>-541.56%</b>	<b>2,630.39</b>	<b>2,613.35</b>	<b>17.04</b>	<b>0.65%</b>
<b>SubAccount: 790 - PROGRAM SUPPLIES</b>									
<a href="#">13-7-01-79000</a>	SUPPLIES - ATHLETICS	9,996.60	319.85	9,676.75	96.80%	16,347.95	563.92	15,784.03	96.55%
<a href="#">13-7-03-79000</a>	SUPPLIES - SPEC INT & SOCIAL	0.00	14.46	-14.46	0.00%	325.04	869.59	-544.55	-167.53%
<a href="#">13-7-04-79000</a>	SUPPLIES - SPEC EVTS/ TRIPS	2,024.58	1,827.00	197.58	9.76%	3,100.70	3,529.44	-428.74	-13.83%
<a href="#">13-7-07-79000</a>	SUPPLIES - DAY CAMPS	0.00	0.00	0.00	0.00%	3,289.89	4,766.40	-1,476.51	-44.88%
<a href="#">13-7-08-79000</a>	SUPPLIES - PRESCHOOL	127.30	0.00	127.30	100.00%	920.97	832.57	88.40	9.60%
<b>SubAccount 790 - PROGRAM SUPPLIES Total:</b>		<b>12,148.48</b>	<b>2,161.31</b>	<b>9,987.17</b>	<b>82.21%</b>	<b>23,984.55</b>	<b>10,561.92</b>	<b>13,422.63</b>	<b>55.96%</b>
<b>Department 7 - Recreation Total:</b>		<b>54,802.95</b>	<b>42,064.65</b>	<b>12,738.30</b>	<b>23.24%</b>	<b>306,739.14</b>	<b>322,409.27</b>	<b>-15,670.13</b>	<b>-5.11%</b>
<b>Expense Total:</b>		<b>134,612.08</b>	<b>121,590.71</b>	<b>13,021.37</b>	<b>9.67%</b>	<b>883,572.01</b>	<b>923,558.39</b>	<b>-39,986.38</b>	<b>-4.53%</b>
<b>Fund 13 Surplus (Deficit):</b>		<b>-81,518.91</b>	<b>88,775.86</b>	<b>170,294.77</b>	<b>208.90%</b>	<b>327,483.29</b>	<b>416,848.08</b>	<b>89,364.79</b>	<b>27.29%</b>
<b>Total Surplus (Deficit):</b>		<b>-86,683.96</b>	<b>266,937.38</b>	<b>353,621.34</b>	<b>407.94%</b>	<b>710,650.53</b>	<b>1,118,213.28</b>	<b>407,562.75</b>	<b>57.35%</b>

Prior-Year Comparative Income Statement

For the Period Ending 11/30/2023

Group Summary

SubAccoun...	2022-2023 Nov. Activity	2023-2024 Nov. Activity	Nov. Variance Favorable / (Unfavorable)	Variance %	2022-2023 YTD Activity	2023-2024 YTD Activity	YTD Variance Favorable / (Unfavorable)	Variance %
<b>Fund: 01 - General</b>								
<b>Revenue</b>								
<b>Department: 5 - Admin</b>								
426 - BUILDING RENTALS	7,994.04	8,217.17	223.13	2.79%	54,950.65	53,516.31	-1,434.34	-2.61%
942 - TAX REVENUE	0.00	177,241.51	177,241.51	0.00%	500,574.85	720,813.07	220,238.22	44.00%
943 - OTHER REVENUES	17,513.77	25,345.02	7,831.25	44.71%	95,998.23	200,965.57	104,967.34	109.34%
<b>Department 5 - Admin Total:</b>	<b>25,507.81</b>	<b>210,803.70</b>	<b>185,295.89</b>	<b>726.43%</b>	<b>651,523.73</b>	<b>975,294.95</b>	<b>323,771.22</b>	<b>49.69%</b>
<b>Revenue Total:</b>	<b>25,507.81</b>	<b>210,803.70</b>	<b>185,295.89</b>	<b>726.43%</b>	<b>651,523.73</b>	<b>975,294.95</b>	<b>323,771.22</b>	<b>49.69%</b>
<b>Expense</b>								
<b>Department: 5 - Admin</b>								
511 - ADMINISTRATIVE SALARIES	21,410.48	20,350.34	1,060.14	4.95%	147,901.76	138,066.75	9,835.01	6.65%
512 - FRONT DESK	2,645.55	1,685.63	959.92	36.28%	17,877.56	15,338.85	2,538.71	14.20%
530 - HEALTH & LIFE INSURANCE	7,754.27	16,920.75	-9,166.48	-118.21%	48,372.44	61,015.35	-12,642.91	-26.14%
540 - EDUCATION & TRAINING	63.50	549.99	-486.49	-766.13%	3,413.95	5,229.74	-1,815.79	-53.19%
600 - PROMOTION & PUBLICITY	378.48	264.75	113.73	30.05%	2,116.53	2,519.05	-402.52	-19.02%
610 - PROFESSIONAL FEES	0.00	4,883.40	-4,883.40	0.00%	11,734.06	13,311.69	-1,577.63	-13.44%
630 - TRANSPORTATION	0.00	0.00	0.00	0.00%	0.00	1,500.00	-1,500.00	0.00%
650 - BANK/MERCHANT FEES	96.00	80.24	15.76	16.42%	224.06	395.34	-171.28	-76.44%
660 - DUES & SUBSCRIPTIONS	264.50	125.00	139.50	52.74%	1,701.15	2,082.00	-380.85	-22.39%
670 - COMMUNICATION SERVICES	756.47	862.59	-106.12	-14.03%	6,934.67	9,749.79	-2,815.12	-40.59%
680 - SOFTWARE CONTRACTS	1,774.34	2,514.77	-740.43	-41.73%	14,133.67	18,916.24	-4,782.57	-33.84%
690 - LEGAL/ RECRUITMENT NOTICES	0.00	397.07	-397.07	0.00%	1,206.27	741.48	464.79	38.53%
691 - PRINTING/ DESIGN SERVICES	1,433.52	1,531.10	-97.58	-6.81%	3,839.73	4,097.90	-258.17	-6.72%
710 - ADMINISTRATIVE EXPENSE ACCTS	264.06	261.57	2.49	0.94%	766.91	1,194.97	-428.06	-55.82%
720 - EMPLOYEE/ PUBLIC RELATIONS	0.00	0.00	0.00	0.00%	214.48	0.00	214.48	100.00%
730 - OFFICE/ ADMIN SUPPLIES	387.95	299.39	88.56	22.83%	2,224.05	1,163.13	1,060.92	47.70%
740 - COMPUTER SUPPLIES/ EQUIP	0.00	0.00	0.00	0.00%	190.01	95.73	94.28	49.62%
750 - OFFICE EQUIPMENT	317.75	0.00	317.75	100.00%	9,395.24	4,437.50	4,957.74	52.77%
760 - POSTAGE & DELIVERY	514.43	988.82	-474.39	-92.22%	1,652.72	2,188.06	-535.34	-32.39%
764 - BANQUET BEVERAGE SERVICE	90.00	0.00	90.00	100.00%	138.50	0.00	138.50	100.00%
<b>Department 5 - Admin Total:</b>	<b>38,151.30</b>	<b>51,715.41</b>	<b>-13,564.11</b>	<b>-35.55%</b>	<b>274,037.76</b>	<b>282,043.57</b>	<b>-8,005.81</b>	<b>-2.92%</b>
<b>Department: 6 - Maintenance</b>								
513 - MAINTENANCE SALARIES	10,597.24	11,507.28	-910.04	-8.59%	78,688.35	77,095.73	1,592.62	2.02%
514 - SEASONAL MAINTENANCE	0.00	0.00	0.00	0.00%	22,249.50	16,980.00	5,269.50	23.68%
810 - MAINTENANCE SERVICES	3,436.75	1,732.67	1,704.08	49.58%	40,914.83	46,723.13	-5,808.30	-14.20%
820 - EQUIPMENT REPAIRS	2,473.08	85.37	2,387.71	96.55%	5,142.30	1,880.22	3,262.08	63.44%
830 - MAINTENANCE SUPPLIES	526.68	328.75	197.93	37.58%	6,824.75	6,646.00	178.75	2.62%
840 - MAINTENANCE MATERIALS	1,578.36	53.50	1,524.86	96.61%	11,472.23	6,971.97	4,500.26	39.23%
850 - PETROLEUM PRODUCTS	103.19	684.20	-581.01	-563.05%	2,332.40	3,565.44	-1,233.04	-52.87%

Prior-Year Comparative Income Statement

For the Period Ending 11/30/2023

SubAccoun...	2022-2023		2023-2024		Nov. Variance		YTD Variance	
	Nov. Activity	Nov. Activity	Favorable / (Unfavorable)	Variance %	YTD Activity	YTD Activity	Favorable / (Unfavorable)	Variance %
860 - MAIN. TOOLS & EQUIPMENT	515.63	0.00	515.63	100.00%	1,197.66	1,927.19	-729.53	-60.91%
870 - PARK LANDSCAPING	758.84	0.00	758.84	100.00%	1,962.86	2,188.01	-225.15	-11.47%
880 - UTILITES - ELECTRIC	2,389.42	4,190.78	-1,801.36	-75.39%	25,181.83	32,931.84	-7,750.01	-30.78%
881 - UTILITES - NATURAL GAS	1,622.98	1,058.56	564.42	34.78%	5,872.07	4,402.82	1,469.25	25.02%
882 - UTILITIES - WATER	303.75	1,526.89	-1,223.14	-402.68%	6,913.72	7,103.80	-190.08	-2.75%
890 - PARK IMPROVEMENTS & REPAIRS	167.32	0.00	167.32	100.00%	598.30	4,705.98	-4,107.68	-686.56%
<b>Department 6 - Maintenance Total:</b>	<b>24,473.24</b>	<b>21,168.00</b>	<b>3,305.24</b>	<b>13.51%</b>	<b>209,350.80</b>	<b>213,122.13</b>	<b>-3,771.33</b>	<b>-1.80%</b>
<b>Expense Total:</b>	<b>62,624.54</b>	<b>72,883.41</b>	<b>-10,258.87</b>	<b>-16.38%</b>	<b>483,388.56</b>	<b>495,165.70</b>	<b>-11,777.14</b>	<b>-2.44%</b>
<b>Fund 01 Surplus (Deficit):</b>	<b>-37,116.73</b>	<b>137,920.29</b>	<b>175,037.02</b>	<b>471.59%</b>	<b>168,135.17</b>	<b>480,129.25</b>	<b>311,994.08</b>	<b>185.56%</b>

Prior-Year Comparative Income Statement

For the Period Ending 11/30/2023

SubAccount...	2022-2023 Nov. Activity	2023-2024 Nov. Activity	Nov. Variance Favorable / (Unfavorable)	Variance %	2022-2023 YTD Activity	2023-2024 YTD Activity	YTD Variance Favorable / (Unfavorable)	Variance %
<b>Fund: 11 - Fitness Center</b>								
<b>Revenue</b>								
<b>Department: 7 - Recreation</b>								
490 - PROGRAM REVENUE	54,103.75	71,415.86	17,312.11	32.00%	368,223.62	438,774.97	70,551.35	19.16%
943 - OTHER REVENUES	5.00	10.00	5.00	100.00%	58.00	57.00	-1.00	-1.72%
<b>Department 7 - Recreation Total:</b>	<b>54,108.75</b>	<b>71,425.86</b>	<b>17,317.11</b>	<b>32.00%</b>	<b>368,281.62</b>	<b>438,831.97</b>	<b>70,550.35</b>	<b>19.16%</b>
<b>Revenue Total:</b>	<b>54,108.75</b>	<b>71,425.86</b>	<b>17,317.11</b>	<b>32.00%</b>	<b>368,281.62</b>	<b>438,831.97</b>	<b>70,550.35</b>	<b>19.16%</b>
<b>Expense</b>								
<b>Department: 5 - Admin</b>								
511 - ADMINISTRATIVE SALARIES	6,991.12	6,837.41	153.71	2.20%	47,416.71	47,416.91	-0.20	0.00%
521 - SS/ MEDICARE	534.80	514.19	20.61	3.85%	3,627.32	3,608.98	18.34	0.51%
522 - PENSION	720.62	708.34	12.28	1.70%	4,902.75	5,039.59	-136.84	-2.79%
530 - HEALTH & LIFE INSURANCE	1,276.69	10,978.35	-9,701.66	-759.91%	8,140.96	17,378.32	-9,237.36	-113.47%
540 - EDUCATION & TRAINING	0.00	0.00	0.00	0.00%	335.00	0.00	335.00	100.00%
600 - PROMOTION & PUBLICITY	300.00	0.00	300.00	100.00%	1,996.34	1,732.84	263.50	13.20%
610 - PROFESSIONAL FEES	100.00	100.00	0.00	0.00%	400.00	200.00	200.00	50.00%
650 - BANK/MERCHANT FEES	1,305.97	2,400.25	-1,094.28	-83.79%	9,368.10	13,374.10	-4,006.00	-42.76%
670 - COMMUNICATION SERVICES	335.98	0.00	335.98	100.00%	2,351.86	1,925.88	425.98	18.11%
680 - SOFTWARE CONTRACTS	189.80	201.89	-12.09	-6.37%	916.65	2,435.12	-1,518.47	-165.65%
690 - LEGAL/ RECRUITMENT NOTICES	0.00	0.00	0.00	0.00%	180.00	0.00	180.00	100.00%
730 - OFFICE/ ADMIN SUPPLIES	0.00	0.00	0.00	0.00%	0.00	296.94	-296.94	0.00%
<b>Department 5 - Admin Total:</b>	<b>11,754.98</b>	<b>21,740.43</b>	<b>-9,985.45</b>	<b>-84.95%</b>	<b>79,635.69</b>	<b>93,408.68</b>	<b>-13,772.99</b>	<b>-17.29%</b>
<b>Department: 6 - Maintenance</b>								
810 - MAINTENANCE SERVICES	431.67	0.00	431.67	100.00%	2,306.91	2,230.27	76.64	3.32%
830 - MAINTENANCE SUPPLIES	1,623.95	2,549.90	-925.95	-57.02%	7,384.68	7,154.83	229.85	3.11%
880 - UTILITES - ELECTRIC	332.86	673.90	-341.04	-102.46%	4,276.71	5,603.26	-1,326.55	-31.02%
881 - UTILITES - NATURAL GAS	147.04	469.74	-322.70	-219.46%	490.01	1,832.11	-1,342.10	-273.89%
882 - UTILITIES - WATER	0.00	98.32	-98.32	0.00%	297.42	453.65	-156.23	-52.53%
<b>Department 6 - Maintenance Total:</b>	<b>2,535.52</b>	<b>3,791.86</b>	<b>-1,256.34</b>	<b>-49.55%</b>	<b>14,755.73</b>	<b>17,274.12</b>	<b>-2,518.39</b>	<b>-17.07%</b>
<b>Department: 7 - Recreation</b>								
512 - FRONT DESK	9,173.50	9,680.32	-506.82	-5.52%	66,480.26	67,596.52	-1,116.26	-1.68%
515 - CUSTODIANS & FACILITY SUPERVISORS	1,078.70	833.13	245.57	22.77%	6,946.25	6,758.22	188.03	2.71%
516 - PROGRAM WAGES	1,794.46	2,897.93	-1,103.47	-61.49%	11,180.39	18,861.80	-7,681.41	-68.70%
521 - SS/ MEDICARE	921.53	1,025.94	-104.41	-11.33%	6,693.22	7,416.64	-723.42	-10.81%
620 - CONTRACTUAL PROGRAMS	5,409.75	5,509.63	-99.88	-1.85%	38,826.00	40,159.14	-1,333.14	-3.43%
640 - EQUIP/ FACILITY LEASE	776.98	3,290.00	-2,513.02	-323.43%	8,233.86	7,174.90	1,058.96	12.86%
780 - PROGRAM EQUIPMENT	2,949.86	0.00	2,949.86	100.00%	5,808.52	4,211.67	1,596.85	27.49%

Prior-Year Comparative Income Statement

For the Period Ending 11/30/2023

SubAccoun...	2022-2023	2023-2024	Nov. Variance		2022-2023	2023-2024	YTD Variance	
	Nov. Activity	Nov. Activity	Favorable / (Unfavorable)	Variance %	YTD Activity	YTD Activity	Favorable / (Unfavorable)	Variance %
790 - PROGRAM SUPPLIES	0.00	0.00	0.00	0.00%	911.00	29.86	881.14	96.72%
<b>Department 7 - Recreation Total:</b>	<b>22,104.78</b>	<b>23,236.95</b>	<b>-1,132.17</b>	<b>-5.12%</b>	<b>145,079.50</b>	<b>152,208.75</b>	<b>-7,129.25</b>	<b>-4.91%</b>
<b>Expense Total:</b>	<b>36,395.28</b>	<b>48,769.24</b>	<b>-12,373.96</b>	<b>-34.00%</b>	<b>239,470.92</b>	<b>262,891.55</b>	<b>-23,420.63</b>	<b>-9.78%</b>
<b>Fund 11 Surplus (Deficit):</b>	<b>17,713.47</b>	<b>22,656.62</b>	<b>4,943.15</b>	<b>27.91%</b>	<b>128,810.70</b>	<b>175,940.42</b>	<b>47,129.72</b>	<b>36.59%</b>

Prior-Year Comparative Income Statement

For the Period Ending 11/30/2023

SubAccount...	2022-2023 Nov. Activity	2023-2024 Nov. Activity	Nov. Variance Favorable / (Unfavorable)	Variance %	2022-2023 YTD Activity	2023-2024 YTD Activity	YTD Variance Favorable / (Unfavorable)	Variance %
<b>Fund: 12 - Before &amp; After School</b>								
<b>Revenue</b>								
<b>Department: 7 - Recreation</b>								
490 - PROGRAM REVENUE	64,800.00	73,684.21	8,884.21	13.71%	397,678.00	345,744.77	-51,933.23	-13.06%
943 - OTHER REVENUES	106.00	0.00	-106.00	-100.00%	938.00	0.00	-938.00	-100.00%
<b>Department 7 - Recreation Total:</b>	<b>64,906.00</b>	<b>73,684.21</b>	<b>8,778.21</b>	<b>13.52%</b>	<b>398,616.00</b>	<b>345,744.77</b>	<b>-52,871.23</b>	<b>-13.26%</b>
<b>Revenue Total:</b>	<b>64,906.00</b>	<b>73,684.21</b>	<b>8,778.21</b>	<b>13.52%</b>	<b>398,616.00</b>	<b>345,744.77</b>	<b>-52,871.23</b>	<b>-13.26%</b>
<b>Expense</b>								
<b>Department: 5 - Admin</b>								
610 - PROFESSIONAL FEES	0.00	711.75	-711.75	0.00%	1,871.99	1,940.26	-68.27	-3.65%
<b>Department 5 - Admin Total:</b>	<b>0.00</b>	<b>711.75</b>	<b>-711.75</b>	<b>0.00%</b>	<b>1,871.99</b>	<b>1,940.26</b>	<b>-68.27</b>	<b>-3.65%</b>
<b>Department: 7 - Recreation</b>								
511 - ADMINISTRATIVE SALARIES	13,749.53	13,960.33	-210.80	-1.53%	97,894.75	97,627.08	267.67	0.27%
516 - PROGRAM WAGES	21,661.73	26,140.14	-4,478.41	-20.67%	121,062.06	115,362.10	5,699.96	4.71%
521 - SS/ MEDICARE	2,705.13	3,033.06	-327.93	-12.12%	17,011.15	16,692.38	318.77	1.87%
522 - PENSION	1,987.07	1,953.01	34.06	1.71%	12,310.44	12,086.12	224.32	1.82%
530 - HEALTH & LIFE INSURANCE	2,663.02	4,431.53	-1,768.51	-66.41%	17,884.77	18,776.58	-891.81	-4.99%
540 - EDUCATION & TRAINING	0.00	0.00	0.00	0.00%	0.00	110.00	-110.00	0.00%
550 - TRAVEL REIMBURSEMENT	0.00	182.15	-182.15	0.00%	432.72	309.88	122.84	28.39%
600 - PROMOTION & PUBLICITY	0.00	0.00	0.00	0.00%	1,124.49	1,261.32	-136.83	-12.17%
610 - PROFESSIONAL FEES	100.00	100.00	0.00	0.00%	400.00	200.00	200.00	50.00%
630 - TRANSPORTATION	1,645.00	0.00	1,645.00	100.00%	3,357.50	0.00	3,357.50	100.00%
640 - EQUIP/ FACILITY LEASE	0.00	0.00	0.00	0.00%	1,800.00	0.00	1,800.00	100.00%
650 - BANK/MERCHANT FEES	2,085.83	2,364.16	-278.33	-13.34%	8,696.41	9,855.42	-1,159.01	-13.33%
660 - DUES & SUBSCRIPTIONS	0.00	0.00	0.00	0.00%	24.45	91.49	-67.04	-274.19%
670 - COMMUNICATION SERVICES	158.60	0.00	158.60	100.00%	1,101.88	1,295.98	-194.10	-17.62%
680 - SOFTWARE CONTRACTS	569.42	908.07	-338.65	-59.47%	4,462.84	6,342.26	-1,879.42	-42.11%
720 - EMPLOYEE/ PUBLIC RELATIONS	0.00	0.00	0.00	0.00%	123.54	142.86	-19.32	-15.64%
750 - OFFICE EQUIPMENT	0.00	0.00	0.00	0.00%	0.00	661.31	-661.31	0.00%
780 - PROGRAM EQUIPMENT	0.00	0.00	0.00	0.00%	0.00	503.59	-503.59	0.00%
790 - PROGRAM SUPPLIES	3,342.46	2,315.40	1,027.06	30.73%	22,328.29	17,190.61	5,137.68	23.01%
820 - EQUIPMENT REPAIRS	0.00	0.00	0.00	0.00%	507.35	0.00	507.35	100.00%
<b>Department 7 - Recreation Total:</b>	<b>50,667.79</b>	<b>55,387.85</b>	<b>-4,720.06</b>	<b>-9.32%</b>	<b>310,522.64</b>	<b>298,508.98</b>	<b>12,013.66</b>	<b>3.87%</b>
<b>Expense Total:</b>	<b>50,667.79</b>	<b>56,099.60</b>	<b>-5,431.81</b>	<b>-10.72%</b>	<b>312,394.63</b>	<b>300,449.24</b>	<b>11,945.39</b>	<b>3.82%</b>
<b>Fund 12 Surplus (Deficit):</b>	<b>14,238.21</b>	<b>17,584.61</b>	<b>3,346.40</b>	<b>23.50%</b>	<b>86,221.37</b>	<b>45,295.53</b>	<b>-40,925.84</b>	<b>-47.47%</b>

Prior-Year Comparative Income Statement

For the Period Ending 11/30/2023

SubAccount...	2022-2023 Nov. Activity	2023-2024 Nov. Activity	Nov. Variance Favorable / (Unfavorable)	Variance %	2022-2023 YTD Activity	2023-2024 YTD Activity	YTD Variance Favorable / (Unfavorable)	Variance %
<b>Fund: 13 - Recreation</b>								
<b>Revenue</b>								
<b>Department: 5 - Admin</b>								
480 - PARK USAGE	2,815.00	23,705.30	20,890.30	742.11%	28,164.50	58,405.80	30,241.30	107.37%
942 - TAX REVENUE	0.00	143,574.87	143,574.87	0.00%	529,918.14	589,285.59	59,367.45	11.20%
943 - OTHER REVENUES	0.00	0.00	0.00	0.00%	480.70	921.25	440.55	91.65%
<b>Department 5 - Admin Total:</b>	<b>2,815.00</b>	<b>167,280.17</b>	<b>164,465.17</b>	<b>5,842.46%</b>	<b>558,563.34</b>	<b>648,612.64</b>	<b>90,049.30</b>	<b>16.12%</b>
<b>Department: 7 - Recreation</b>								
490 - PROGRAM REVENUE	24,324.17	20,623.31	-3,700.86	-15.21%	513,303.62	592,772.24	79,468.62	15.48%
491 - RECREATION CENTER	25,954.00	20,911.00	-5,043.00	-19.43%	139,088.34	97,471.00	-41,617.34	-29.92%
943 - OTHER REVENUES	0.00	1,552.09	1,552.09	0.00%	100.00	1,550.59	1,450.59	1,450.59%
<b>Department 7 - Recreation Total:</b>	<b>50,278.17</b>	<b>43,086.40</b>	<b>-7,191.77</b>	<b>-14.30%</b>	<b>652,491.96</b>	<b>691,793.83</b>	<b>39,301.87</b>	<b>6.02%</b>
<b>Revenue Total:</b>	<b>53,093.17</b>	<b>210,366.57</b>	<b>157,273.40</b>	<b>296.22%</b>	<b>1,211,055.30</b>	<b>1,340,406.47</b>	<b>129,351.17</b>	<b>10.68%</b>
<b>Expense</b>								
<b>Department: 5 - Admin</b>								
511 - ADMINISTRATIVE SALARIES	34,609.29	31,994.90	2,614.39	7.55%	242,428.37	242,054.32	374.05	0.15%
512 - FRONT DESK	2,645.53	1,171.12	1,474.41	55.73%	17,877.38	14,080.97	3,796.41	21.24%
530 - HEALTH & LIFE INSURANCE	10,806.01	11,010.45	-204.44	-1.89%	70,188.11	74,317.52	-4,129.41	-5.88%
540 - EDUCATION & TRAINING	57.50	448.03	-390.53	-679.18%	3,407.95	4,756.79	-1,348.84	-39.58%
550 - TRAVEL REIMBURSEMENT	0.00	0.00	0.00	0.00%	494.74	36.03	458.71	92.72%
600 - PROMOTION & PUBLICITY	378.47	2,155.09	-1,776.62	-469.42%	2,546.87	4,409.39	-1,862.52	-73.13%
610 - PROFESSIONAL FEES	100.00	811.75	-711.75	-711.75%	2,317.01	2,890.23	-573.22	-24.74%
630 - TRANSPORTATION	0.00	0.00	0.00	0.00%	0.00	1,500.00	-1,500.00	0.00%
650 - BANK/MERCHANT FEES	1,542.69	2,122.86	-580.17	-37.61%	14,168.28	16,181.21	-2,012.93	-14.21%
660 - DUES & SUBSCRIPTIONS	264.50	125.00	139.50	52.74%	1,701.15	1,867.00	-165.85	-9.75%
670 - COMMUNICATION SERVICES	811.45	1,111.53	-300.08	-36.98%	7,281.94	10,788.30	-3,506.36	-48.15%
680 - SOFTWARE CONTRACTS	1,774.34	1,219.77	554.57	31.26%	14,133.66	17,621.27	-3,487.61	-24.68%
690 - LEGAL/ RECRUITMENT NOTICES	0.00	249.07	-249.07	0.00%	231.27	1,363.48	-1,132.21	-489.56%
691 - PRINTING/ DESIGN SERVICES	2,978.65	1,531.10	1,447.55	48.60%	5,541.18	5,478.91	62.27	1.12%
710 - ADMINISTRATIVE EXPENSE ACCTS	0.00	0.00	0.00	0.00%	0.00	93.23	-93.23	0.00%
720 - EMPLOYEE/ PUBLIC RELATIONS	26.08	0.00	26.08	100.00%	674.37	447.65	226.72	33.62%
730 - OFFICE/ ADMIN SUPPLIES	387.96	137.80	250.16	64.48%	2,224.13	1,001.54	1,222.59	54.97%
740 - COMPUTER SUPPLIES/ EQUIP	0.00	0.00	0.00	0.00%	190.00	55.72	134.28	70.67%
750 - OFFICE EQUIPMENT	317.75	0.00	317.75	100.00%	9,395.20	4,437.50	4,957.70	52.77%
760 - POSTAGE & DELIVERY	514.42	988.82	-474.40	-92.22%	1,652.69	2,188.06	-535.37	-32.39%
764 - BANQUET BEVERAGE SERVICE	90.00	0.00	90.00	100.00%	138.50	0.00	138.50	100.00%
<b>Department 5 - Admin Total:</b>	<b>57,304.64</b>	<b>55,077.29</b>	<b>2,227.35</b>	<b>3.89%</b>	<b>396,592.80</b>	<b>405,569.12</b>	<b>-8,976.32</b>	<b>-2.26%</b>
<b>Department: 6 - Maintenance</b>								
513 - MAINTENANCE SALARIES	10,597.16	11,507.22	-910.06	-8.59%	78,687.60	75,391.74	3,295.86	4.19%
810 - MAINTENANCE SERVICES	3,436.76	2,667.40	769.36	22.39%	40,637.81	46,213.12	-5,575.31	-13.72%
820 - EQUIPMENT REPAIRS	751.41	1,293.20	-541.79	-72.10%	3,420.66	3,087.99	332.67	9.73%

Prior-Year Comparative Income Statement

For the Period Ending 11/30/2023

SubAccount...	2022-2023		Nov. Variance		2022-2023		2023-2024		YTD Variance	
	Nov. Activity	Nov. Activity	Favorable / (Unfavorable)	Variance %	YTD Activity	YTD Activity	Favorable / (Unfavorable)	Variance %		
830 - MAINTENANCE SUPPLIES	339.72	964.49	-624.77	-183.91%	6,638.62	8,266.29	-1,627.67	-24.52%		
840 - MAINTENANCE MATERIALS	1,518.35	556.05	962.30	63.38%	6,971.74	4,790.97	2,180.77	31.28%		
850 - PETROLEUM PRODUCTS	103.18	684.19	-581.01	-563.10%	2,332.40	3,565.39	-1,232.99	-52.86%		
860 - MAIN. TOOLS & EQUIPMENT	515.62	0.00	515.62	100.00%	1,197.64	1,927.12	-729.48	-60.91%		
870 - PARK LANDSCAPING	758.85	0.00	758.85	100.00%	1,962.85	2,187.97	-225.12	-11.47%		
880 - UTILITES - ELECTRIC	2,389.38	4,190.75	-1,801.37	-75.39%	25,181.78	32,931.76	-7,749.98	-30.78%		
881 - UTILITES - NATURAL GAS	1,622.99	1,058.59	564.40	34.78%	5,872.08	5,407.97	464.11	7.90%		
882 - UTILITIES - WATER	303.75	1,526.88	-1,223.13	-402.68%	6,913.59	7,103.72	-190.13	-2.75%		
890 - PARK IMPROVEMENTS & REPAIRS	167.32	0.00	167.32	100.00%	423.30	4,705.96	-4,282.66	-1,011.73%		
<b>Department 6 - Maintenance Total:</b>	<b>22,504.49</b>	<b>24,448.77</b>	<b>-1,944.28</b>	<b>-8.64%</b>	<b>180,240.07</b>	<b>195,580.00</b>	<b>-15,339.93</b>	<b>-8.51%</b>		
<b>Department: 7 - Recreation</b>										
515 - CUSTODIANS & FACILITY SUPERVISORS	6,890.26	5,113.46	1,776.80	25.79%	43,992.26	35,686.59	8,305.67	18.88%		
516 - PROGRAM WAGES	7,418.73	11,748.09	-4,329.36	-58.36%	71,857.40	103,330.85	-31,473.45	-43.80%		
571 - BEVERAGE COST	0.00	0.00	0.00	0.00%	0.00	975.00	-975.00	0.00%		
600 - PROMOTION & PUBLICITY	0.00	0.00	0.00	0.00%	0.00	321.50	-321.50	0.00%		
620 - CONTRACTUAL PROGRAMS	24,839.49	22,859.01	1,980.48	7.97%	156,473.03	165,955.70	-9,482.67	-6.06%		
630 - TRANSPORTATION	3,477.50	0.00	3,477.50	100.00%	3,477.50	0.00	3,477.50	100.00%		
774 - SPECIAL EVENTS	0.00	0.00	0.00	0.00%	4,324.01	2,964.36	1,359.65	31.44%		
780 - PROGRAM EQUIPMENT	28.49	182.78	-154.29	-541.56%	2,630.39	2,613.35	17.04	0.65%		
790 - PROGRAM SUPPLIES	12,148.48	2,161.31	9,987.17	82.21%	23,984.55	10,561.92	13,422.63	55.96%		
<b>Department 7 - Recreation Total:</b>	<b>54,802.95</b>	<b>42,064.65</b>	<b>12,738.30</b>	<b>23.24%</b>	<b>306,739.14</b>	<b>322,409.27</b>	<b>-15,670.13</b>	<b>-5.11%</b>		
<b>Expense Total:</b>	<b>134,612.08</b>	<b>121,590.71</b>	<b>13,021.37</b>	<b>9.67%</b>	<b>883,572.01</b>	<b>923,558.39</b>	<b>-39,986.38</b>	<b>-4.53%</b>		
<b>Fund 13 Surplus (Deficit):</b>	<b>-81,518.91</b>	<b>88,775.86</b>	<b>170,294.77</b>	<b>208.90%</b>	<b>327,483.29</b>	<b>416,848.08</b>	<b>89,364.79</b>	<b>27.29%</b>		
<b>Total Surplus (Deficit):</b>	<b>-86,683.96</b>	<b>266,937.38</b>	<b>353,621.34</b>	<b>407.94%</b>	<b>710,650.53</b>	<b>1,118,213.28</b>	<b>407,562.75</b>	<b>57.35%</b>		

Prior-Year Comparative Income Statement

For the Period Ending 11/30/2023

**Fund Summary**

Fund	2022-2023		2023-2024		Nov. Variance		YTD Variance		
	Nov. Activity	Nov. Activity	Nov. Activity	Nov. Activity	Favorable / (Unfavorable)	Variance %	YTD Activity	YTD Activity	Favorable / (Unfavorable)
01 - General	-37,116.73	137,920.29	175,037.02	471.59%	168,135.17	480,129.25	311,994.08	185.56%	
11 - Fitness Center	17,713.47	22,656.62	4,943.15	27.91%	128,810.70	175,940.42	47,129.72	36.59%	
12 - Before & After School	14,238.21	17,584.61	3,346.40	23.50%	86,221.37	45,295.53	-40,925.84	-47.47%	
13 - Recreation	-81,518.91	88,775.86	170,294.77	208.90%	327,483.29	416,848.08	89,364.79	27.29%	
<b>Total Surplus (Deficit):</b>	<b>-86,683.96</b>	<b>266,937.38</b>	<b>353,621.34</b>	<b>407.94%</b>	<b>710,650.53</b>	<b>1,118,213.28</b>	<b>407,562.75</b>	<b>57.35%</b>	



# Expense Approval Report

## By Vendor Name

Payment Dates 11/9/2023 - 12/8/2023

Vendor Name	Payable Number	Post Date	Description (Item)	Account Number	Amount
<b>Vendor: AC2100 - ACCESS ONE INC</b>					
ACCESS ONE INC	5922886	11/22/2023	LOCAL PHONE SERVICE	01-5-00-67011	486.82
ACCESS ONE INC	5922886	11/22/2023	LOCAL PHONE SERVICE	13-5-00-67011	458.46
ACCESS ONE INC	5952887	12/06/2023	LOCAL PHONE SERVICE	01-5-00-42610	25.00
ACCESS ONE INC	5952887	12/06/2023	LOCAL PHONE SERVICE	01-5-00-67011	458.98
ACCESS ONE INC	5952887	12/06/2023	LOCAL PHONE SERVICE	13-5-00-67011	458.98
<b>Vendor AC2100 - ACCESS ONE INC Total:</b>					<b>1,888.24</b>
<b>Vendor: AD2149 - ADVANCED FIRE &amp; SECURITY INC.</b>					
ADVANCED FIRE & SECURITY I...	30682	11/22/2023	SECURITY SERVICE-PANEL REP...	01-6-00-81014	224.50
ADVANCED FIRE & SECURITY I...	30682	11/22/2023	SECURITY SERVICE-PANEL REP...	13-6-00-81014	224.50
<b>Vendor AD2149 - ADVANCED FIRE &amp; SECURITY INC. Total:</b>					<b>449.00</b>
<b>Vendor: AD2155 - ADVANCED TURF SOLUTIONS</b>					
ADVANCED TURF SOLUTIONS	1137713	12/06/2023	HERBICIDE	01-6-00-83038	84.00
ADVANCED TURF SOLUTIONS	1137713	12/06/2023	HERBICIDE	01-6-00-87014	272.00
ADVANCED TURF SOLUTIONS	1137713	12/06/2023	HERBICIDE	13-6-00-83038	84.00
ADVANCED TURF SOLUTIONS	1137713	12/06/2023	HERBICIDE	13-6-00-87014	272.00
<b>Vendor AD2155 - ADVANCED TURF SOLUTIONS Total:</b>					<b>712.00</b>
<b>Vendor: AM3289 - AMALGAMATED BANK OF CHICAGO</b>					
AMALGAMATED BANK OF CHI...	120123	11/15/2023	BOND ISSUE INTEREST & PRIN...	04-5-00-91100	460,000.00
AMALGAMATED BANK OF CHI...	120123	11/15/2023	BOND ISSUE INTEREST & PRIN...	04-5-00-91150	23,500.00
AMALGAMATED BANK OF CHI...	6056	11/22/2023	TRUST FEES 2012B/2016/202A	04-5-00-91200	186,500.00
AMALGAMATED BANK OF CHI...	7362	11/22/2023	TRUST FEES 2012B/2016/202...	04-5-00-91200	23,243.75
AMALGAMATED BANK OF CHI...	1855068005-120123	12/06/2023	TRUST FEES 2012B - 2016 - 20...	04-5-00-91200	400.00
<b>Vendor AM3289 - AMALGAMATED BANK OF CHICAGO Total:</b>					<b>693,643.75</b>
<b>Vendor: AN7606 - ANCEL GLINK P.C.</b>					
ANCEL GLINK P.C.	8494362	11/22/2023	LEGAL SERVICES	01-5-00-61000	3,321.50
ANCEL GLINK P.C.	8494362	11/22/2023	LEGAL SERVICES	12-5-00-61000	711.75
ANCEL GLINK P.C.	8494362	11/22/2023	LEGAL SERVICES	13-5-00-61000	711.75
<b>Vendor AN7606 - ANCEL GLINK P.C. Total:</b>					<b>4,745.00</b>
<b>Vendor: AT5010 - AT&amp;T MOBILITY</b>					
AT&T MOBILITY	287270761662X11112023	11/22/2023	PAR	01-5-00-67011	38.45
AT&T MOBILITY	287270761662X11112023	11/22/2023	PAR	01-5-00-67031	32.73
AT&T MOBILITY	287270761662X11112023	11/22/2023	PAR	01-5-00-67038	46.50
AT&T MOBILITY	287270761662X11112023	11/22/2023	PAR	13-5-00-67011	38.43
AT&T MOBILITY	287270761662X11112023	11/22/2023	PAR	13-5-00-67031	32.73
AT&T MOBILITY	287270761662X11112023	11/22/2023	PAR	13-5-00-67038	46.50
<b>Vendor AT5010 - AT&amp;T MOBILITY Total:</b>					<b>235.34</b>
<b>Vendor: BMO - BMO HARRIS</b>					
BMO HARRIS	INV0002303	11/30/2023	2023.11 P CARD TRANSACTIO...	01-5-00-54031	232.50
BMO HARRIS	INV0002303	11/30/2023	2023.11 P CARD TRANSACTIO...	01-5-00-54040	101.95
BMO HARRIS	INV0002303	11/30/2023	2023.11 P CARD TRANSACTIO...	01-5-00-60030	114.75
BMO HARRIS	INV0002303	11/30/2023	2023.11 P CARD TRANSACTIO...	01-5-00-68020	1,295.00
BMO HARRIS	INV0002303	11/30/2023	2023.11 P CARD TRANSACTIO...	01-5-00-69020	373.00
BMO HARRIS	INV0002303	11/30/2023	2023.11 P CARD TRANSACTIO...	01-5-00-71010	187.58
BMO HARRIS	INV0002303	11/30/2023	2023.11 P CARD TRANSACTIO...	01-5-00-71012	60.00
BMO HARRIS	INV0002303	11/30/2023	2023.11 P CARD TRANSACTIO...	01-5-00-71014	13.99
BMO HARRIS	INV0002303	11/30/2023	2023.11 P CARD TRANSACTIO...	01-5-00-73040	161.59
BMO HARRIS	INV0002303	11/30/2023	2023.11 P CARD TRANSACTIO...	11-5-00-65004	200.00
BMO HARRIS	INV0002303	11/30/2023	2023.11 P CARD TRANSACTIO...	12-7-00-68012	34.40
BMO HARRIS	INV0002303	11/30/2023	2023.11 P CARD TRANSACTIO...	12-7-21-79000	99.99
BMO HARRIS	INV0002303	11/30/2023	2023.11 P CARD TRANSACTIO...	12-7-21-79110	665.96
BMO HARRIS	INV0002303	11/30/2023	2023.11 P CARD TRANSACTIO...	12-7-22-79000	21.68

Expense Approval Report

Payment Dates: 11/9/2023 - 12/8/2023

Vendor Name	Payable Number	Post Date	Description (Item)	Account Number	Amount
BMO HARRIS	INV0002303	11/30/2023	2023.11 P CARD TRANSACTIO...	12-7-22-79110	481.51
BMO HARRIS	INV0002303	11/30/2023	2023.11 P CARD TRANSACTIO...	12-7-23-79000	24.87
BMO HARRIS	INV0002303	11/30/2023	2023.11 P CARD TRANSACTIO...	12-7-23-79110	518.03
BMO HARRIS	INV0002303	11/30/2023	2023.11 P CARD TRANSACTIO...	12-7-24-79000	74.24
BMO HARRIS	INV0002303	11/30/2023	2023.11 P CARD TRANSACTIO...	12-7-24-79110	120.33
BMO HARRIS	INV0002303	11/30/2023	2023.11 P CARD TRANSACTIO...	12-7-25-79000	24.00
BMO HARRIS	INV0002303	11/30/2023	2023.11 P CARD TRANSACTIO...	12-7-25-79110	221.55
BMO HARRIS	INV0002303	11/30/2023	2023.11 P CARD TRANSACTIO...	13-5-00-54031	232.50
BMO HARRIS	INV0002303	11/30/2023	2023.11 P CARD TRANSACTIO...	13-5-00-60011	217.59
BMO HARRIS	INV0002303	11/30/2023	2023.11 P CARD TRANSACTIO...	13-5-00-60030	1,787.50
BMO HARRIS	INV0002303	11/30/2023	2023.11 P CARD TRANSACTIO...	13-5-00-67011	277.32
BMO HARRIS	INV0002303	11/30/2023	2023.11 P CARD TRANSACTIO...	13-5-00-69020	225.00
BMO HARRIS	INV0002303	11/30/2023	2023.11 P CARD TRANSACTIO...	13-6-00-81020	934.72
BMO HARRIS	INV0002303	11/30/2023	2023.11 P CARD TRANSACTIO...	13-6-00-82011	1,207.83
BMO HARRIS	INV0002303	11/30/2023	2023.11 P CARD TRANSACTIO...	13-6-00-83010	552.98
BMO HARRIS	INV0002303	11/30/2023	2023.11 P CARD TRANSACTIO...	13-6-00-83012	82.76
BMO HARRIS	INV0002303	11/30/2023	2023.11 P CARD TRANSACTIO...	13-6-00-84041	502.55
BMO HARRIS	INV0002303	11/30/2023	2023.11 P CARD TRANSACTIO...	13-7-01-79000	319.85
BMO HARRIS	INV0002303	11/30/2023	2023.11 P CARD TRANSACTIO...	13-7-03-79000	14.46
BMO HARRIS	INV0002303	11/30/2023	2023.11 P CARD TRANSACTIO...	13-7-04-62000	257.50
BMO HARRIS	INV0002303	11/30/2023	2023.11 P CARD TRANSACTIO...	13-7-08-78000	127.20
BMO HARRIS	INV0002303	11/30/2023	2023.11 P CARD TRANSACTIO...	13-7-09-78000	55.58
<b>Vendor BMO - BMO HARRIS Total:</b>					<b>11,822.26</b>
<b>Vendor: CA0500 - CANTEEN REFRESHMENT SERVICES</b>					
CANTEEN REFRESHMENT SERV..	ORD250280	11/22/2023	WATER MACHINES-RENTAL	01-5-00-73030	52.67
CANTEEN REFRESHMENT SERV..	ORD250280	11/22/2023	WATER MACHINES-RENTAL	13-5-00-73030	52.67
<b>Vendor CA0500 - CANTEEN REFRESHMENT SERVICES Total:</b>					<b>105.34</b>
<b>Vendor: CO1333 - CODY/BRAUN &amp; ASSOCIATES INC.</b>					
CODY/BRAUN & ASSOCIATES ...	5527	12/06/2023	PARKING LOT DESIGN	36-5-20-94600	3,015.28
<b>Vendor CO1333 - CODY/BRAUN &amp; ASSOCIATES INC. Total:</b>					<b>3,015.28</b>
<b>Vendor: CO6878-1 - COM ED</b>					
COM ED	1004-111023	11/22/2023	ELECTRIC-SPRING	01-6-18-88000	14.72
COM ED	1004-111023	11/22/2023	ELECTRIC-SPRING	13-6-18-88000	14.71
COM ED	7002-111023	11/22/2023	ELECTRIC-WAIOLA	01-6-15-88000	26.01
COM ED	7002-111023	11/22/2023	ELECTRIC-WAIOLA	13-6-15-88000	26.00
COM ED	8019-111023	11/22/2023	ELECTRIC-REC CENTER	01-6-20-88000	3,032.57
COM ED	8019-111023	11/22/2023	ELECTRIC-REC CENTER	11-6-20-88000	673.90
COM ED	8019-111023	11/22/2023	ELECTRIC-REC CENTER	13-6-20-88000	3,032.57
COM ED	1007-111323	11/22/2023	ELECTRIC-GORDON	01-6-14-88000	900.76
COM ED	1007-111323	11/22/2023	ELECTRIC-GORDON	13-6-14-88000	900.75
COM ED	7006-111323	11/22/2023	ELECTRIC-DENNING	01-6-10-88000	144.78
COM ED	7006-111323	11/22/2023	ELECTRIC-DENNING	13-6-10-88000	144.78
COM ED	8000-111323	11/22/2023	ELECTRIC-GILBERT	01-6-11-88000	71.94
COM ED	8000-111323	11/22/2023	ELECTRIC-GILBERT	13-6-11-88000	71.94
<b>Vendor CO6878-1 - COM ED Total:</b>					<b>9,055.43</b>
<b>Vendor: CO7226 - CONSTELLATION NEWENERGY - GAS DIVISION</b>					
CONSTELLATION NEWENERGY...	3884904-1	11/22/2023	NAT GAS-GORDON 90 LOCUST	01-6-14-88100	34.99
CONSTELLATION NEWENERGY...	3884904-1	11/22/2023	NAT GAS-GORDON 90 LOCUST	13-6-14-88100	34.99
CONSTELLATION NEWENERGY...	3884904-2	11/22/2023	NAT GAS-SEDGWICK 600 E 48...	01-6-12-88100	105.76
CONSTELLATION NEWENERGY...	3884904-2	11/22/2023	NAT GAS-SEDGWICK 600 E 48...	13-6-12-88100	105.76
CONSTELLATION NEWENERGY...	3884904-3	11/22/2023	NAT GAS-GILBERT 55 N GILBE...	01-6-11-88100	39.50
CONSTELLATION NEWENERGY...	3884904-3	11/22/2023	NAT GAS-GILBERT 55 N GILBE...	13-6-11-88100	39.51
CONSTELLATION NEWENERGY...	3884904-4	11/22/2023	NAT GAS-COMM CENTER 200...	01-6-13-88100	100.50
CONSTELLATION NEWENERGY...	3884904-4	11/22/2023	NAT GAS-COMM CENTER 200...	13-6-13-88100	100.51
CONSTELLATION NEWENERGY...	3884905-1	11/22/2023	NATURAL GAS NORTH METER...	01-6-20-88100	308.07
CONSTELLATION NEWENERGY...	3884905-1	11/22/2023	NATURAL GAS NORTH METER...	13-6-20-88100	308.07
CONSTELLATION NEWENERGY...	3884905-2	11/22/2023	NATURAL GAS SOUTH METER-...	01-6-20-88100	469.74
CONSTELLATION NEWENERGY...	3884905-2	11/22/2023	NATURAL GAS SOUTH METER-...	11-6-20-88100	469.74

Expense Approval Report

Payment Dates: 11/9/2023 - 12/8/2023

Vendor Name	Payable Number	Post Date	Description (Item)	Account Number	Amount
CONSTELLATION NEWENERGY...	3884905-2	11/22/2023	NATURAL GAS SOUTH METER...	13-6-20-88100	469.75
<b>Vendor CO7226 - CONSTELLATION NEWENERGY - GAS DIVISION Total:</b>					<b>2,586.89</b>
<b>Vendor: CO5100 - COOK COUNTY TREASURER</b>					
COOK COUNTY TREASURER	11.29.2023	12/06/2023	CURRENT LIABILITY 2009-2021	01-5-00-40000	2,530.83
COOK COUNTY TREASURER	11.29.2023	12/06/2023	CURRENT LIABILITY 2009-2021	04-5-00-40000	2,331.81
COOK COUNTY TREASURER	11.29.2023	12/06/2023	CURRENT LIABILITY 2009-2021	13-5-00-40000	2,050.14
COOK COUNTY TREASURER	11.29.2023	12/06/2023	CURRENT LIABILITY 2009-2021	14-5-00-40000	162.76
COOK COUNTY TREASURER	11.29.2023	12/06/2023	CURRENT LIABILITY 2009-2021	15-5-00-40000	64.09
COOK COUNTY TREASURER	11.29.2023	12/06/2023	CURRENT LIABILITY 2009-2021	16-5-00-40000	318.79
COOK COUNTY TREASURER	11.29.2023	12/06/2023	CURRENT LIABILITY 2009-2021	17-5-00-40000	25.30
COOK COUNTY TREASURER	11.29.2023	12/06/2023	CURRENT LIABILITY 2009-2021	18-5-00-40000	669.60
COOK COUNTY TREASURER	11.29.2023	12/06/2023	CURRENT LIABILITY 2009-2021	19-5-00-40000	279.98
COOK COUNTY TREASURER	18-05-215-053	11/22/2023	27 ELDER - 2ND INSTALLMENT	01-5-00-65001	17.24
<b>Vendor CO5100 - COOK COUNTY TREASURER Total:</b>					<b>8,450.54</b>
<b>Vendor: CL6029 - DANIEL CLARKE</b>					
DANIEL CLARKE	112123	11/22/2023	LG LIONS TRAVEL COACH (1 O...	13-7-01-52000	1,040.00
<b>Vendor CL6029 - DANIEL CLARKE Total:</b>					<b>1,040.00</b>
<b>Vendor: KI1250 - DAVID KING</b>					
DAVID KING	112123	11/22/2023	LG LIONS TRAVEL COACH (1 O...	13-7-01-52000	1,000.00
<b>Vendor KI1250 - DAVID KING Total:</b>					<b>1,000.00</b>
<b>Vendor: DI7855 - DIRECTV</b>					
DIRECTV	020916397X23115	12/06/2023	TV SERVICE-FITNESS CENTER	11-5-00-67040	289.98
<b>Vendor DI7855 - DIRECTV Total:</b>					<b>289.98</b>
<b>Vendor: DE4798 - ELIESER DEJESUS</b>					
ELIESER DEJESUS	112123	11/22/2023	FALL SESS 1 TAE KWON DO	13-7-01-52000	1,403.00
<b>Vendor DE4798 - ELIESER DEJESUS Total:</b>					<b>1,403.00</b>
<b>Vendor: FI7700 - FNBC BANK &amp; TRUST</b>					
FNBC BANK & TRUST	1-1925-110123	11/22/2023	SAFE DEPOSIT BOX FEE	01-5-00-65001	33.00
FNBC BANK & TRUST	1-1925-110123	11/22/2023	SAFE DEPOSIT BOX FEE	13-5-00-65001	33.00
<b>Vendor FI7700 - FNBC BANK &amp; TRUST Total:</b>					<b>66.00</b>
<b>Vendor: BA2089 - FREYA E. CRAIG SMITH</b>					
FREYA E. CRAIG SMITH	2023-11.2-FIT	11/22/2023	LGF GROUP X CLASSES 11/6-1...	11-7-00-62100	2,849.50
FREYA E. CRAIG SMITH	2023-11.2-REC	11/22/2023	FALL SESS 2: DROP-INS & 2ND...	13-7-02-62000	2,803.13
FREYA E. CRAIG SMITH	2023-12.1-FIT	12/06/2023	LGF GROUP X CLASSES 11/20-...	11-7-00-62100	2,655.50
FREYA E. CRAIG SMITH	2023-12.1-REC	12/06/2023	FALL SESS 2 / CLASS PASSES &...	13-7-02-62000	176.25
<b>Vendor BA2089 - FREYA E. CRAIG SMITH Total:</b>					<b>8,484.38</b>
<b>Vendor: GO1000 - GOVT FINANCE OFFICERS ASSOC</b>					
GOVT FINANCE OFFICERS ASS...	17058	11/22/2023	GFOA CERT ACHIEVE REVIEW ...	17-5-00-61100	460.00
<b>Vendor GO1000 - GOVT FINANCE OFFICERS ASSOC Total:</b>					<b>460.00</b>
<b>Vendor: HO2000 - HOFFMAN ESTATES PARK D</b>					
HOFFMAN ESTATES PARK D	41508710	11/22/2023	HOTEL FOR NATL CONF-SPLIT...	01-5-00-54030	215.54
HOFFMAN ESTATES PARK D	41508710	11/22/2023	HOTEL FOR NATL CONF-SPLIT...	13-5-00-54030	215.53
<b>Vendor HO2000 - HOFFMAN ESTATES PARK D Total:</b>					<b>431.07</b>
<b>Vendor: HO2110 - HORTON'S OF LA GRANGE</b>					
HORTON'S OF LA GRANGE	60201123	12/06/2023	MISC HARDWARE	01-6-00-84041	24.08
HORTON'S OF LA GRANGE	60201123	12/06/2023	MISC HARDWARE	13-6-00-84041	24.08
<b>Vendor HO2110 - HORTON'S OF LA GRANGE Total:</b>					<b>48.16</b>
<b>Vendor: IL8015 - ILLINOIS STATE POLICE</b>					
ILLINOIS STATE POLICE	20230900229	11/22/2023	BACKGROUND CHECKS ORI #P...	11-5-00-61020	100.00
ILLINOIS STATE POLICE	20230900229	11/22/2023	BACKGROUND CHECKS ORI #P...	12-7-00-61020	100.00
ILLINOIS STATE POLICE	20230900229	11/22/2023	BACKGROUND CHECKS ORI #P...	13-5-00-61020	100.00
<b>Vendor IL8015 - ILLINOIS STATE POLICE Total:</b>					<b>300.00</b>
<b>Vendor: BE1050 - JENNIFER BECHTOLD</b>					
JENNIFER BECHTOLD	114-4786262	12/06/2023	ONE WAY SIGN FOR PARKING ...	36-5-20-94600	23.95
<b>Vendor BE1050 - JENNIFER BECHTOLD Total:</b>					<b>23.95</b>

## Expense Approval Report

Payment Dates: 11/9/2023 - 12/8/2023

Vendor Name	Payable Number	Post Date	Description (Item)	Account Number	Amount
<b>Vendor: JO5990 - JOHNSON CONTROLS SECURITY</b>					
JOHNSON CONTROLS SECURITY	39504129	12/06/2023	YEARLY FIRE ALARM RADIO FE...	01-6-11-89100	450.00
JOHNSON CONTROLS SECURITY	39504129	12/06/2023	YEARLY FIRE ALARM RADIO FE...	13-6-11-89100	450.00
JOHNSON CONTROLS SECURITY	39504130	12/06/2023	YEARLY FIRE ALARM RADIO FE...	01-6-12-89100	450.00
JOHNSON CONTROLS SECURITY	39504130	12/06/2023	YEARLY FIRE ALARM RADIO FE...	13-6-12-89100	450.00
JOHNSON CONTROLS SECURITY	39504144	12/06/2023	YEARLY FIRE ALARM RADIO FE...	01-6-13-89100	450.00
JOHNSON CONTROLS SECURITY	39504144	12/06/2023	YEARLY FIRE ALARM RADIO FE...	13-6-13-89100	450.00
JOHNSON CONTROLS SECURITY	39504146	12/06/2023	YEARLY FIRE ALARM RADIO FE...	01-6-10-89100	450.00
JOHNSON CONTROLS SECURITY	39504146	12/06/2023	YEARLY FIRE ALARM RADIO FE...	13-6-10-89100	450.00
JOHNSON CONTROLS SECURITY	39504155	12/06/2023	REC CENTER-QUARTERLY ALA...	01-6-00-81014	1,681.27
JOHNSON CONTROLS SECURITY	39504155	12/06/2023	REC CENTER-QUARTERLY ALA...	13-6-00-81014	1,681.27
JOHNSON CONTROLS SECURITY	39504156	12/06/2023	YEARLY FIRE ALARM RADIO FE...	01-6-20-89100	400.00
JOHNSON CONTROLS SECURITY	39504156	12/06/2023	YEARLY FIRE ALARM RADIO FE...	11-6-20-89100	100.00
JOHNSON CONTROLS SECURITY	39504156	12/06/2023	YEARLY FIRE ALARM RADIO FE...	13-6-20-89100	400.00
<b>Vendor JO5990 - JOHNSON CONTROLS SECURITY Total:</b>					<b>7,862.54</b>
<b>Vendor: KW5231 - KEVIN WILLIAMS</b>					
KEVIN WILLIAMS	112123	11/22/2023	LG LIONS TRAVEL COACH (1 O...	13-7-01-52000	1,500.00
<b>Vendor KW5231 - KEVIN WILLIAMS Total:</b>					<b>1,500.00</b>
<b>Vendor: KO8391 - KONE INC</b>					
KONE INC	871188924	11/22/2023	MONTHLY MAINT-ELEVATOR	01-6-00-81017	115.72
KONE INC	871188924	11/22/2023	MONTHLY MAINT-ELEVATOR	13-6-00-81017	115.73
<b>Vendor KO8391 - KONE INC Total:</b>					<b>231.45</b>
<b>Vendor: KO2997 - KONICA MINOLTA BUSINESS</b>					
KONICA MINOLTA BUSINESS	290273398	11/22/2023	MAIN OFFICE COPY MACHINE...	01-5-00-69120	20.80
KONICA MINOLTA BUSINESS	290273398	11/22/2023	MAIN OFFICE COPY MACHINE...	01-6-00-81031	8.85
KONICA MINOLTA BUSINESS	290273398	11/22/2023	MAIN OFFICE COPY MACHINE...	12-7-00-79000	29.22
KONICA MINOLTA BUSINESS	290273398	11/22/2023	MAIN OFFICE COPY MACHINE...	13-5-00-69120	20.80
KONICA MINOLTA BUSINESS	290273398	11/22/2023	MAIN OFFICE COPY MACHINE...	13-6-00-81031	8.85
KONICA MINOLTA BUSINESS	290273679	11/22/2023	FITNESS CENTER COPY MACHI...	01-5-00-69120	10.30
KONICA MINOLTA BUSINESS	290273679	11/22/2023	FITNESS CENTER COPY MACHI...	01-6-00-81031	4.38
KONICA MINOLTA BUSINESS	290273679	11/22/2023	FITNESS CENTER COPY MACHI...	12-7-00-79000	14.46
KONICA MINOLTA BUSINESS	290273679	11/22/2023	FITNESS CENTER COPY MACHI...	13-5-00-69120	10.30
KONICA MINOLTA BUSINESS	290273679	11/22/2023	FITNESS CENTER COPY MACHI...	13-6-00-81031	4.38
<b>Vendor KO2997 - KONICA MINOLTA BUSINESS Total:</b>					<b>132.34</b>
<b>Vendor: LA3233 - LACEY/HILL COMMUNITY OUTREACH</b>					
LACEY/HILL COMMUNITY OU...	111323	11/15/2023	TURKEY DONATION	01-5-00-60022	150.00
LACEY/HILL COMMUNITY OU...	111323	11/15/2023	TURKEY DONATION	13-5-00-60022	150.00
<b>Vendor LA3233 - LACEY/HILL COMMUNITY OUTREACH Total:</b>					<b>300.00</b>
<b>Vendor: LA1483 - LAUTERBACH &amp; AMEN LLP</b>					
LAUTERBACH & AMEN LLP	82577-1	11/22/2023	AUDIT FINAL BILLING	17-5-00-61100	2,000.00
<b>Vendor LA1483 - LAUTERBACH &amp; AMEN LLP Total:</b>					<b>2,000.00</b>
<b>Vendor: MA2100 - MARKET ACCESS CORPORATION</b>					
MARKET ACCESS CORPORATI...	7904	12/06/2023	PREMIUM FOR ALCOHOL PER...	13-7-09-57150	195.00
<b>Vendor MA2100 - MARKET ACCESS CORPORATION Total:</b>					<b>195.00</b>
<b>Vendor: ME7220 - METRA GROUP TRAVEL</b>					
METRA GROUP TRAVEL	111423	11/15/2023	HOLIDAY TRAIN EVENT	13-7-04-79000	469.50
<b>Vendor ME7220 - METRA GROUP TRAVEL Total:</b>					<b>469.50</b>
<b>Vendor: NA4980 - NAPA AUTO PARTS</b>					
NAPA AUTO PARTS	64551123	12/06/2023	VEHICLE PARTS	01-6-00-82010	108.56
NAPA AUTO PARTS	64551123	12/06/2023	VEHICLE PARTS	13-6-00-82010	108.55
<b>Vendor NA4980 - NAPA AUTO PARTS Total:</b>					<b>217.11</b>
<b>Vendor: NO1234 - NOVENTECH INC.</b>					
NOVENTECH INC.	20383	12/06/2023	COMPUTER SUPPORT/ADMIN...	01-5-00-68020	1,009.45
NOVENTECH INC.	20383	12/06/2023	COMPUTER SUPPORT/ADMIN...	11-5-00-68020	201.89
NOVENTECH INC.	20383	12/06/2023	COMPUTER SUPPORT/ADMIN...	12-7-00-68012	663.35
NOVENTECH INC.	20383	12/06/2023	COMPUTER SUPPORT/ADMIN...	13-5-00-68020	1,009.45
NOVENTECH INC.	20423	12/06/2023	MICROSOFT APPS	01-5-00-68010	207.92

Expense Approval Report

Payment Dates: 11/9/2023 - 12/8/2023

Vendor Name	Payable Number	Post Date	Description (Item)	Account Number	Amount
NOVENTECH INC.	20423	12/06/2023	MICROSOFT APPS	12-7-00-68012	207.92
NOVENTECH INC.	20423	12/06/2023	MICROSOFT APPS	13-5-00-68010	207.92
<b>Vendor NO1234 - NOVENTECH INC. Total:</b>					<b>3,507.90</b>
<b>Vendor: PR6052 - PRAIRIE TRAIL FEDERATION</b>					
PRAIRIE TRAIL FEDERATION	112023	11/22/2023	TREES FOR TREE LIGHTING/10...	13-7-04-79000	1,120.00
<b>Vendor PR6052 - PRAIRIE TRAIL FEDERATION Total:</b>					<b>1,120.00</b>
<b>Vendor: QU5069 - QUILL CORPORATION</b>					
QUILL CORPORATION	35553621	11/22/2023	COPY PAPER	01-5-00-73010	23.99
QUILL CORPORATION	35553621	11/22/2023	COPY PAPER	13-5-00-73010	23.99
QUILL CORPORATION	35596678	12/06/2023	INK CARTRIDGES	01-5-00-73022	73.73
QUILL CORPORATION	35596678	12/06/2023	INK CARTRIDGES	13-5-00-73022	73.73
QUILL CORPORATION	35604976	11/22/2023	INK CARTRIDGES	01-5-00-73022	58.14
QUILL CORPORATION	35604976	11/22/2023	INK CARTRIDGES	13-5-00-73022	58.14
QUILL CORPORATION	35605789	12/06/2023	INK CARTRIDGES	01-5-00-73022	30.86
QUILL CORPORATION	35605789	12/06/2023	INK CARTRIDGES	13-5-00-73022	30.87
QUILL CORPORATION	35622860	12/06/2023	INK CARTRIDGES	01-5-00-73022	73.73
QUILL CORPORATION	35622860	12/06/2023	INK CARTRIDGES	13-5-00-73022	73.73
QUILL CORPORATION	35628637	11/22/2023	TAPE FOR BASE/BINDER CLIPS	01-5-00-73023	3.00
QUILL CORPORATION	35628637	11/22/2023	TAPE FOR BASE/BINDER CLIPS	12-7-00-79000	19.56
QUILL CORPORATION	35628637	11/22/2023	TAPE FOR BASE/BINDER CLIPS	13-5-00-73023	3.00
QUILL CORPORATION	35666983	12/06/2023	INK CARTRIDGES	01-5-00-73022	73.74
QUILL CORPORATION	35666983	12/06/2023	INK CARTRIDGES	13-5-00-73022	73.74
<b>Vendor QU5069 - QUILL CORPORATION Total:</b>					<b>693.95</b>
<b>Vendor: RE6000 - REPUBLIC BANK ATTN: JOHN OLIVA</b>					
REPUBLIC BANK ATTN: JOHN ...	120123	11/15/2023	INTEREST & PRINCIPAL BOND ...	04-5-00-91100	362,700.00
REPUBLIC BANK ATTN: JOHN ...	120123	11/15/2023	INTEREST & PRINCIPAL BOND ...	04-5-00-91150	13,093.47
<b>Vendor RE6000 - REPUBLIC BANK ATTN: JOHN OLIVA Total:</b>					<b>375,793.47</b>
<b>Vendor: RO3409 - RICHARD ROSALIA</b>					
RICHARD ROSALIA	112823	12/06/2023	SANTA FOR DONUTS W/SANTA	13-7-04-62000	125.00
RICHARD ROSALIA	120523	12/06/2023	SANTA FOR HOLIDAY TREE LI...	13-7-04-62000	125.00
<b>Vendor RO3409 - RICHARD ROSALIA Total:</b>					<b>250.00</b>
<b>Vendor: RJ1300 - RJ O'NEIL INC</b>					
RJ O'NEIL INC	122083	12/06/2023	INSPECTION FEE-RTUs AT REC...	01-6-00-81010	187.50
RJ O'NEIL INC	122083	12/06/2023	INSPECTION FEE-RTUs AT REC...	13-6-00-81010	187.50
RJ O'NEIL INC	122154	12/06/2023	REG PREVENTATIVE MAINTEN...	01-6-00-81010	2,266.88
RJ O'NEIL INC	122154	12/06/2023	REG PREVENTATIVE MAINTEN...	13-6-00-81010	2,266.87
<b>Vendor RJ1300 - RJ O'NEIL INC Total:</b>					<b>4,908.75</b>
<b>Vendor: RO6010 - ROCK 'n' KIDS INC</b>					
ROCK 'n' KIDS INC	LAGF1123	12/06/2023	TOT ROCK / KID ROCK	13-7-05-62000	1,785.00
<b>Vendor RO6010 - ROCK 'n' KIDS INC Total:</b>					<b>1,785.00</b>
<b>Vendor: OR6097 - ROLLINS, INC</b>					
ROLLINS, INC	256978015	12/06/2023	RODENTS-FIRST SERVICE	01-6-00-81011	232.50
ROLLINS, INC	256978015	12/06/2023	RODENTS-FIRST SERVICE	13-6-00-81011	232.50
ROLLINS, INC	256978067	12/06/2023	STANDARD FIRST SERVICE	01-6-00-81038	454.00
ROLLINS, INC	256978067	12/06/2023	STANDARD FIRST SERVICE	13-6-00-81038	454.00
<b>Vendor OR6097 - ROLLINS, INC Total:</b>					<b>1,373.00</b>
<b>Vendor: FI1658 - RONNY FIELDS</b>					
RONNY FIELDS	112123	11/22/2023	LG LIONS TRAVEL COACH (1 O...	13-7-01-52000	1,000.00
<b>Vendor FI1658 - RONNY FIELDS Total:</b>					<b>1,000.00</b>
<b>Vendor: SH0980 - SHAW MEDIA</b>					
SHAW MEDIA	112310073374	12/06/2023	TRUTH IN TAXATION NOTICE	01-5-00-69010	326.50
SHAW MEDIA	112310073374	12/06/2023	TRUTH IN TAXATION NOTICE	13-5-00-69010	326.50
<b>Vendor SH0980 - SHAW MEDIA Total:</b>					<b>653.00</b>
<b>Vendor: SI1499 - SIMPLE SANITATION</b>					
SIMPLE SANITATION	31647	12/06/2023	STANDARD UNIT FOR GORDO...	01-6-00-81022	87.50
SIMPLE SANITATION	31647	12/06/2023	STANDARD UNIT FOR GORDO...	13-6-00-81022	87.50
<b>Vendor SI1499 - SIMPLE SANITATION Total:</b>					<b>175.00</b>

Expense Approval Report

Payment Dates: 11/9/2023 - 12/8/2023

Vendor Name	Payable Number	Post Date	Description (Item)	Account Number	Amount
<b>Vendor: TA6600 - TATES ICE CREAM SHOP</b>					
TATES ICE CREAM SHOP	112223	12/06/2023	DONUTS & HOT CHOC	13-7-04-79000	275.00
<b>Vendor TA6600 - TATES ICE CREAM SHOP Total:</b>					<b>275.00</b>
<b>Vendor: TT6215 - TINY TOES MUSIC LLC</b>					
TINY TOES MUSIC LLC	1208	11/22/2023	FALL-MUSIC TOGETHER	13-7-05-62000	5,085.50
<b>Vendor TT6215 - TINY TOES MUSIC LLC Total:</b>					<b>5,085.50</b>
<b>Vendor: LA5005 - U.S.POSTMASTER</b>					
U.S.POSTMASTER	112723	11/27/2023	POSTAGE-FALL 2023 BROCHU...	01-5-00-76011	988.82
U.S.POSTMASTER	112723	11/27/2023	POSTAGE-FALL 2023 BROCHU...	13-5-00-76011	988.82
<b>Vendor LA5005 - U.S.POSTMASTER Total:</b>					<b>1,977.64</b>
<b>Vendor: VI5006 - VILLAGE OF LA GRANGE</b>					
VILLAGE OF LA GRANGE	3500-1123	12/06/2023	WATER - GILBERT TENNIS CTS	01-6-11-88200	42.18
VILLAGE OF LA GRANGE	3500-1123	12/06/2023	WATER - GILBERT TENNIS CTS	13-6-11-88200	42.18
VILLAGE OF LA GRANGE	4500-1123	12/06/2023	WATER - DENNING	01-6-10-88200	132.53
VILLAGE OF LA GRANGE	4500-1123	12/06/2023	WATER - DENNING	13-6-10-88200	132.53
VILLAGE OF LA GRANGE	5200-1123	12/06/2023	WATER - WAIOLA FOUNTAIN	01-6-15-88200	42.18
VILLAGE OF LA GRANGE	5200-1123	12/06/2023	WATER - WAIOLA FOUNTAIN	13-6-15-88200	42.18
VILLAGE OF LA GRANGE	56800-1123	12/06/2023	WATER - ELM FOUNTAIN	01-6-16-88200	42.18
VILLAGE OF LA GRANGE	56800-1123	12/06/2023	WATER - ELM FOUNTAIN	13-6-16-88200	42.18
VILLAGE OF LA GRANGE	6200-1123	12/06/2023	WATER - SPRING FOUNTAIN	01-6-18-88200	35.46
VILLAGE OF LA GRANGE	6200-1123	12/06/2023	WATER - SPRING FOUNTAIN	13-6-18-88200	35.46
VILLAGE OF LA GRANGE	6600-1123	12/06/2023	WATER - GILBERT BLDG	01-6-11-88200	42.18
VILLAGE OF LA GRANGE	6600-1123	12/06/2023	WATER - GILBERT BLDG	13-6-11-88200	42.18
VILLAGE OF LA GRANGE	6800-1123	12/06/2023	WATER - GILBERT HYDRANT	01-6-11-88200	35.46
VILLAGE OF LA GRANGE	6800-1123	12/06/2023	WATER - GILBERT HYDRANT	13-6-11-88200	35.46
<b>Vendor VI5006 - VILLAGE OF LA GRANGE Total:</b>					<b>744.34</b>
<b>Vendor: WA8903 - WARREN OIL CO. INC.</b>					
WARREN OIL CO. INC.	1611961	12/06/2023	FUEL-UNLEADED & DIESEL	01-6-00-85010	195.36
WARREN OIL CO. INC.	1611961	12/06/2023	FUEL-UNLEADED & DIESEL	01-6-00-85011	393.10
WARREN OIL CO. INC.	1611961	12/06/2023	FUEL-UNLEADED & DIESEL	13-6-00-85010	195.36
WARREN OIL CO. INC.	1611961	12/06/2023	FUEL-UNLEADED & DIESEL	13-6-00-85011	393.09
<b>Vendor WA8903 - WARREN OIL CO. INC. Total:</b>					<b>1,176.91</b>
<b>Vendor: WE8600 - WESTFIELD FORD INC.</b>					
WESTFIELD FORD INC.	6347	12/06/2023	CREW CAB REPAIR	01-6-00-82011	56.25
WESTFIELD FORD INC.	6347	12/06/2023	CREW CAB REPAIR	13-6-00-82011	56.25
<b>Vendor WE8600 - WESTFIELD FORD INC. Total:</b>					<b>112.50</b>
<b>Vendor: WC7000 - WIGHT &amp; COMPANY</b>					
WIGHT & COMPANY	230203-001	11/22/2023	PARK PLANNING-PRE REF CO...	36-5-00-96102	17,450.00
<b>Vendor WC7000 - WIGHT &amp; COMPANY Total:</b>					<b>17,450.00</b>
<b>Vendor: ON2068 - XAVIER A. ONTIVEROS</b>					
XAVIER A. ONTIVEROS	112123	12/06/2023	LG LIONS TRAVEL COACH (1 OF..	13-7-01-52000	1,000.00
<b>Vendor ON2068 - XAVIER A. ONTIVEROS Total:</b>					<b>1,000.00</b>
<b>Grand Total:</b>					<b>1,182,245.51</b>

## Report Summary

### Fund Summary

Fund	Expense Amount	Payment Amount
01 - General	27,068.56	27,068.56
04 - Debt Service	1,071,769.03	1,071,769.03
11 - Fitness Center	7,540.51	7,540.51
12 - Before & After School	4,032.82	4,032.82
13 - Recreation	47,364.84	47,364.84
14 - IMRF Pension	162.76	162.76
15 - Paving & Lighting	64.09	64.09
16 - Liability Insurance	318.79	318.79
17 - Audit	2,485.30	2,485.30
18 - Special Recreation	669.60	669.60
19 - Social Security/ Medicare	279.98	279.98
36 - Capital Projects	20,489.23	20,489.23
<b>Grand Total:</b>	<b>1,182,245.51</b>	<b>1,182,245.51</b>

### Account Summary

Account Number	Account Name	Expense Amount	Payment Amount
01-5-00-40000	PROPERTY TAXES - GEN	2,530.83	2,530.83
01-5-00-42610	Rental Income - IPRA	25.00	25.00
01-5-00-54030	CONF- PROF - NRPA	215.54	215.54
01-5-00-54031	CONF- PROF - IPRA/IAPD	232.50	232.50
01-5-00-54040	SEMINARS & WORKSHO...	101.95	101.95
01-5-00-60022	COMMUNITY EVENTS	150.00	150.00
01-5-00-60030	MARKETING	114.75	114.75
01-5-00-61000	LEGAL SERVICES - MON...	3,321.50	3,321.50
01-5-00-65001	BANK SERVICE CHARGES	50.24	50.24
01-5-00-67011	PHONE - LOCAL SERVICE	984.25	984.25
01-5-00-67031	MOBILE PHONE - PARK ...	32.73	32.73
01-5-00-67038	MOBILE DEVICES	46.50	46.50
01-5-00-68010	SOFTWARE CONTRACT -...	207.92	207.92
01-5-00-68020	ONSITE SUPPORT	2,304.45	2,304.45
01-5-00-69010	PUBLISH NOTICES	326.50	326.50
01-5-00-69020	RECRUITMENT ADS	373.00	373.00
01-5-00-69120	PUBLIC INFO FLYER PRIN...	31.10	31.10
01-5-00-71010	EXP ACCT - EXEC DIR	187.58	187.58
01-5-00-71012	EXP ACCT - SUPTOF REC	60.00	60.00
01-5-00-71014	EXP ACCT - SUPT OF FAC...	13.99	13.99
01-5-00-73010	PAPER, ENVELOPES, LAB...	23.99	23.99
01-5-00-73022	PRINT CARTRIDGES	310.20	310.20
01-5-00-73023	DESK SUPPLIES	3.00	3.00
01-5-00-73030	WATER SERVICE	52.67	52.67
01-5-00-73040	OFFICE SUPPLIES - MISC	161.59	161.59
01-5-00-76011	POSTAGE - PROGRAM G...	988.82	988.82
01-6-00-81010	HVAC CONTRACT	2,454.38	2,454.38
01-6-00-81011	PEST CONTROL	232.50	232.50
01-6-00-81014	SECURITY SERVICE & TES...	1,905.77	1,905.77
01-6-00-81017	ELEVATOR	115.72	115.72
01-6-00-81022	PORTABLE TOILETS	87.50	87.50
01-6-00-81031	COPY MACHINE	13.23	13.23
01-6-00-81038	REC CENTER FACILITY RE...	454.00	454.00
01-6-00-82010	REPAIRS - VEHICLE	108.56	108.56
01-6-00-82011	REPAIRS - EQUIP	56.25	56.25
01-6-00-83038	DEPT SUPPLIES	84.00	84.00
01-6-00-84041	MISC HARDWARE	24.08	24.08
01-6-00-85010	PETRO PROD - DIESEL	195.36	195.36
01-6-00-85011	PETRO PROD - GASOLINE	393.10	393.10
01-6-00-87014	LANDSCAPING - MISC	272.00	272.00
01-6-10-88000	ELECTRIC - DENNING	144.78	144.78

## Account Summary

Account Number	Account Name	Expense Amount	Payment Amount
01-6-10-88200	WATER - DENNING	132.53	132.53
01-6-10-89100	FIRE ALARM RADIO - DE...	450.00	450.00
01-6-11-88000	ELECTRIC - GILBERT	71.94	71.94
01-6-11-88100	NATURAL GAS- GILBERT	39.50	39.50
01-6-11-88200	WATER - GILBERT	119.82	119.82
01-6-11-89100	FIRE ALARM RADIO - GIL...	450.00	450.00
01-6-12-88100	NATURAL GAS - SEDGW...	105.76	105.76
01-6-12-89100	FIRE ALARM RADIO - SE...	450.00	450.00
01-6-13-88100	NATURAL GAS - COMM...	100.50	100.50
01-6-13-89100	FIRE ALARM RADIO - C...	450.00	450.00
01-6-14-88000	ELECTRIC - GORDON	900.76	900.76
01-6-14-88100	NATURAL GAS - GORDON	34.99	34.99
01-6-15-88000	ELECTRIC - WAIOLA	26.01	26.01
01-6-15-88200	WATER -WAIOLA	42.18	42.18
01-6-16-88200	WATER -ELM	42.18	42.18
01-6-18-88000	ELECTRIC - SPRING	14.72	14.72
01-6-18-88200	WATER - SPRING	35.46	35.46
01-6-20-88000	ELECTRIC - EAST AVE	3,032.57	3,032.57
01-6-20-88100	NATURAL GAS - EAST AVE	777.81	777.81
01-6-20-89100	FIRE ALARM RADIO - EA...	400.00	400.00
04-5-00-40000	PROPERTY TAXES - DS	2,331.81	2,331.81
04-5-00-91100	DEBT SERVICE - PRINCIP...	822,700.00	822,700.00
04-5-00-91150	DEBT SERVICE - INTEREST	36,593.47	36,593.47
04-5-00-91200	BOND ISSUE COSTS	210,143.75	210,143.75
11-5-00-61020	BACKGROUND CHECKS	100.00	100.00
11-5-00-65004	MERCHANT FEES	200.00	200.00
11-5-00-67040	HIGH SPEED INTERNET/ ...	289.98	289.98
11-5-00-68020	ONSITE SUPPORT	201.89	201.89
11-6-20-88000	ELECTRIC - EAST AVE	673.90	673.90
11-6-20-88100	NATURAL GAS - EAST AVE	469.74	469.74
11-6-20-89100	FIRE ALARM RADIO - EA...	100.00	100.00
11-7-00-62100	FITNESS INSTRUCTORS	5,505.00	5,505.00
12-5-00-61000	LEGAL SERVICES	711.75	711.75
12-7-00-61020	BACKGROUND CHECKS	100.00	100.00
12-7-00-68012	COMPUTER SOFTWARE/...	905.67	905.67
12-7-00-79000	SUPPLIES - ADMIN	63.24	63.24
12-7-21-79000	SUPPLIES - BARNSDALE	99.99	99.99
12-7-21-79110	FOOD - BARNSDALE	665.96	665.96
12-7-22-79000	SUPPLIES - CONGRESS P...	21.68	21.68
12-7-22-79110	FOOD - CONGRESS PARK	481.51	481.51
12-7-23-79000	SUPPLIES - COSSITT	24.87	24.87
12-7-23-79110	FOOD - COSSITT	518.03	518.03
12-7-24-79000	SUPPLIES - FOREST RD	74.24	74.24
12-7-24-79110	FOOD - FOREST RD	120.33	120.33
12-7-25-79000	SUPPLIES - OGDEN	24.00	24.00
12-7-25-79110	FOOD - OGDEN	221.55	221.55
13-5-00-40000	PROPERTY TAXES - REC	2,050.14	2,050.14
13-5-00-54030	CONF- PROF - NRPA	215.53	215.53
13-5-00-54031	CONF- PROF - IPRA/IAPD	232.50	232.50
13-5-00-60011	BANNERS/SIGNS/NAME ...	217.59	217.59
13-5-00-60022	COMMUNITY EVENTS	150.00	150.00
13-5-00-60030	MARKETING	1,787.50	1,787.50
13-5-00-61000	LEGAL SERVICES - MON...	711.75	711.75
13-5-00-61020	BACKGROUND CHECKS	100.00	100.00
13-5-00-65001	BANK SERVICE CHARGES	33.00	33.00
13-5-00-67011	PHONE - LOCAL SERVICE	1,233.19	1,233.19
13-5-00-67031	MOBILE PHONE - PARK ...	32.73	32.73
13-5-00-67038	MOBILE DEVICES	46.50	46.50

## Account Summary

Account Number	Account Name	Expense Amount	Payment Amount
13-5-00-68010	SOFTWARE CONTRACT -...	207.92	207.92
13-5-00-68020	ONSITE SUPPORT	1,009.45	1,009.45
13-5-00-69010	PUBLISH NOTICES	326.50	326.50
13-5-00-69020	RECRUITMENT ADS	225.00	225.00
13-5-00-69120	PUBLIC INFO FLYER PRIN...	31.10	31.10
13-5-00-73010	PAPER, ENVELOPES, LAB...	23.99	23.99
13-5-00-73022	PRINT CARTRIDGES	310.21	310.21
13-5-00-73023	DESK SUPPLIES	3.00	3.00
13-5-00-73030	WATER SERVICE	52.67	52.67
13-5-00-76011	POSTAGE - PROGRAM G...	988.82	988.82
13-6-00-81010	HVAC CONTRACT	2,454.37	2,454.37
13-6-00-81011	PEST CONTROL	232.50	232.50
13-6-00-81014	SECURITY SERVICE & TES...	1,905.77	1,905.77
13-6-00-81017	ELEVATOR	115.73	115.73
13-6-00-81020	DUMPSTER SERVICE	934.72	934.72
13-6-00-81022	PORTABLE TOILETS	87.50	87.50
13-6-00-81031	COPY MACHINE	13.23	13.23
13-6-00-81038	REC CENTER FACILITY RE...	454.00	454.00
13-6-00-82010	REPAIRS - VEHICLE	108.55	108.55
13-6-00-82011	REPAIRS - EQUIP	1,264.08	1,264.08
13-6-00-83010	CLEANING SUPPLIES	552.98	552.98
13-6-00-83012	BUILDING SUPPLIES	82.76	82.76
13-6-00-83038	DEPT SUPPLIES	84.00	84.00
13-6-00-84041	MISC HARDWARE	526.63	526.63
13-6-00-85010	PETRO PROD - DIESEL	195.36	195.36
13-6-00-85011	PETRO PROD - GASOLINE	393.09	393.09
13-6-00-87014	LANDSCAPING - MISC	272.00	272.00
13-6-10-88000	ELECTRIC - DENNING	144.78	144.78
13-6-10-88200	WATER - DENNING	132.53	132.53
13-6-10-89100	FIRE ALARM RADIO - DE...	450.00	450.00
13-6-11-88000	ELECTRIC - GILBERT	71.94	71.94
13-6-11-88100	NATURAL GAS- GILBERT	39.51	39.51
13-6-11-88200	WATER - GILBERT	119.82	119.82
13-6-11-89100	FIRE ALARM RADIO - GIL...	450.00	450.00
13-6-12-88100	NATURAL GAS - SEDGWI...	105.76	105.76
13-6-12-89100	FIRE ALARM RADIO - SE...	450.00	450.00
13-6-13-88100	NATURAL GAS - COMM...	100.51	100.51
13-6-13-89100	FIRE ALARM RADIO - C...	450.00	450.00
13-6-14-88000	ELECTRIC - GORDON	900.75	900.75
13-6-14-88100	NATURAL GAS - GORDON	34.99	34.99
13-6-15-88000	ELECTRIC - WAIOLA	26.00	26.00
13-6-15-88200	WATER -WAIOLA	42.18	42.18
13-6-16-88200	WATER -ELM	42.18	42.18
13-6-18-88000	ELECTRIC - SPRING	14.71	14.71
13-6-18-88200	WATER - SPRING	35.46	35.46
13-6-20-88000	ELECTRIC - EAST AVE	3,032.57	3,032.57
13-6-20-88100	NATURAL GAS - EAST AVE	777.82	777.82
13-6-20-89100	FIRE ALARM RADIO - EA...	400.00	400.00
13-7-01-52000	WAGES - ATHLETICS	6,943.00	6,943.00
13-7-01-79000	SUPPLIES - ATHLETICS	319.85	319.85
13-7-02-62000	CONTRACTUAL - FITNESS	2,979.38	2,979.38
13-7-03-79000	SUPPLIES - SPEC INT & S...	14.46	14.46
13-7-04-62000	CONTRACTUAL - SPEC E...	507.50	507.50
13-7-04-79000	SUPPLIES - SPEC EVTS/ T...	1,864.50	1,864.50
13-7-05-62000	CONTRACTUAL - PERFO...	6,870.50	6,870.50
13-7-08-78000	EQUIP - PRESCHOOL	127.20	127.20
13-7-09-57150	ALCOHOL PERMITS - PA...	195.00	195.00
13-7-09-78000	EQUIP - OPEN GYM	55.58	55.58

**Account Summary**

Account Number	Account Name	Expense Amount	Payment Amount
14-5-00-40000	PROPERTY TAXES - PENS...	162.76	162.76
15-5-00-40000	PROPERTY TAXES - P&L	64.09	64.09
16-5-00-40000	PROPERTY TAXES - INS	318.79	318.79
17-5-00-40000	PROPERTY TAXES - AUDIT	25.30	25.30
17-5-00-61100	AUDIT SERVICES	2,460.00	2,460.00
18-5-00-40000	PROPERTY TAXES - SPEC ...	669.60	669.60
19-5-00-40000	PROPERTY TAXES - SS	279.98	279.98
36-5-00-96102	PARK & FACILITY PLANN...	17,450.00	17,450.00
36-5-20-94600	PARKING LOT DEVELOP...	3,039.23	3,039.23
	<b>Grand Total:</b>	<b>1,182,245.51</b>	<b>1,182,245.51</b>

**Project Account Summary**

Project Account Key	Expense Amount	Payment Amount
**None**	1,182,245.51	1,182,245.51
	<b>Grand Total:</b>	<b>1,182,245.51</b>

# Section 4



# STAFF REPORTS

**Park District of La Grange**  
**December 2023**  
**Board Report**  
**Jenny Bechtold**  
**Executive Director**

- Senator Mike Porfirio visited the Park District on Thursday, December 7, 2023. We gave him a tour of the Recreation Center and discussed upcoming initiatives, as well as upcoming capital projects.
- We secured a three-year natural gas agreement with Constellation at \$0.523, resulting in a significant 28% savings, approximately \$15,000 annually, as per Board direction. We work with Nania Energy Advisors who have partnered with One Tree Planted. They are planting 5 trees on our behalf.
- Successfully finalized the PDRMA claim for underground gas tank removal. Anticipating a reimbursement check of \$5,000, bringing the total project cost down to \$6,277.52 from the original \$11,277.52.
- We met with Countryside on September 20, 2023, to discuss our current IGA. We let them know the IGA was discussed at our board meeting and their request for compensation to maintain the fields was not a topic our Board was interested in considering, as we offer them resident fees to offset the cost. As of December 7, 2023, Countryside did not have an update for us.
- Ongoing efforts in the search for the Director of Finance and Director of Parks Maintenance; an update will be provided during the upcoming meeting.

**Parks Department**

- The parking lot at 610 East Avenue opened on Monday, November 27, 2023. Abbey Paving is working on the as-builts and once received a thorough punch list will be developed.
- The Waiola Park playground has parts replaced. Due to the age of the playground, the parts are retrofitted. The bridge retrofit was not compatible and has been out of use. We did receive the part last week and pending the weather, hope to have it installed in the next week or so.



630.225.4450  
4200 Cantera Dr., Suite 219  
Warrenville, IL 60555

November 14, 2023

Dear Jenny,

Thank you so much for partnering with Nania Energy Advisors for your facility's energy needs.

Our mission at Nania Energy is to make energy easy so that you can be successful. Sustainability is a big part of who we are as a company, and we wanted to find a way to help our clients do their part for the environment. We have partnered with One Tree Planted, a nonprofit organization that is "dedicated to making it easier for individuals and businesses to give back to the environment, create a healthier climate, promote biodiversity, and help reforestation efforts around the world."

We are planting trees on your behalf through One Tree Planted as a token of our appreciation. What follows this letter is a digital certificate that indicates how many trees we planted for you and where those trees were planted. *We have also created an image for you to post on LinkedIn, Facebook, and Twitter, if you so choose.*

Our company's goal is to plant 10,000 trees each year, and by choosing us as your trusted energy advisor, you've helped us get one step closer to that goal.

All the best,

A handwritten signature in black ink, appearing to read "John Nania", written in a cursive style.

John Nania  
Chief Energy Officer




This certificate confirms that

# 5 New Trees

have been planted by the National Forest Service on behalf of

**Park District of  
La Grange**



to help offset carbon emissions from their annual energy usage.

Trees Purchased by



**nania**  
ENERGY ADVISORS

a proud partner of



**ONETREEPLANTED**

**Park District of La Grange**  
**December 2023**  
**Board Report**

**Kevin Miller**  
**Director of Recreation**

**Athletics**

- The Fall Youth Developmental Basketball League began the week of November 27<sup>th</sup> with games beginning on December 2<sup>nd</sup>. With the delayed start due to the parking lot, two additional teams were able to be formed bringing us to 45 total teams and 429 players across five divisions.
- Fall athletic programs will come to an end over the next few weeks. There was improved enrollment in the Saturday All Start Sports classes and steady enrollments in Gymnastics and Martial Arts.
- The month of December will feature camps from the Chicago White Sox and a new volleyball camp instructed by 1<sup>st</sup> Alliance/Lions Jrs. Volleyball.

**Fitness**

- La Grange Fitness had 142 new members join during the month of November 2023. We currently have 2,464 members through November 30<sup>th</sup>, 2023, compared to 1,999 as of November 30<sup>th</sup>, 2022 (an increase of 465 members). During the month of November, we had 29 cancelation requests, 2 members requested a hold, 6 annual memberships expired and 9 renewed.
- The month of November brought in 1,323 group fitness participants. The group fitness classes have an average of 264 participants per week and an average of 10 participants per class.
- We had 8,535 visits by fitness members, during the month of November 2023, compared to 7,331 during November 2022, an increase of 1,204 visits. We had 75 guest visits bringing in \$750 in revenue.
- The personal training department brought in \$6,405 for November 2023 compared to \$3,355 in November 2022 (an increase of \$3,050). We had 112 personal training sessions during the month of November 2023 compared to 72 sessions in November 2022.

- During November we offered a personal training special for Black Friday; 2 sessions for \$75. We sold 28 personal training specials for the month of November, bringing in \$2,100 in revenue (33% of total PT revenue).
- As a part of our Black Friday Sale, we also had a membership promo; purchase an annual membership and receive 1-month free. Purchase a monthly membership and get your first month free. We sold 3 annual memberships and 27 monthly memberships for Black Friday.
- Throughout the month of November, we offered our 45-day and 60-day student specials; 45-days for \$45 and 60-days for \$60. We sold seven 45-day passes (totaling \$315) and eleven 60-day passes (totaling \$660). We will continue offering our student special until December 18, 2023.
- During the month of November, we had a food drive. Our food drive was a great success as several members and non-members participated. Food donations were delivered to Beds Plus in La Grange.
- During the month of December, we will be offering our Gift of Fitness promo: Refer a friend in the month of December and you'll both save \$10 on your January bill.
- Throughout the month of December, our front desk will be offering healthy snacks every Monday, leading up to the holidays, as an appreciation for all our great members.

### **Early Childhood/Youth/Senior Programming**

- In the month of November, we ran 9 of 14 programs between general early child/youth classes and performing arts classes for a success rate of 64%.

### **Special Events**

- The Parent Child Dance was held on Friday, November 10<sup>th</sup> with a fall theme. College Hunks sponsored this year's event. We generated \$1,303 in net revenue. Brandon Diaz is exploring ways to further grow the event in the future to accommodate additional families.
- The Recreation Department is hosting a variety of holiday events and programs over the first two weeks of December. These events include the Holiday Tree Lighting on December 5<sup>th</sup>, Donuts with Santa on December 10<sup>th</sup>, Santa's Little Helper

on December 10<sup>th</sup>, and the Senior Holiday Social on December 13<sup>th</sup>.

### **Preschool**

- Learning Ladders Preschool fall fundraiser has ended through Charleston Wrap. The preschool program received \$786.70 from the fundraiser that will go towards the purchase of new tables and chairs for the classrooms.
- Learning Ladders Preschool teachers will complete fall skills assessments for the preschoolers, which will go out in December.

### **BASE**

- The BASE Thanksgiving Camp was held on November 20<sup>th</sup> with 18 campers and November 21<sup>st</sup> with 14 campers. Winter Break Camp scheduled for December 27<sup>th</sup> -29<sup>th</sup> has been cancelled as we only had 2 participants registered. The Camp scheduled for the week of January 2<sup>nd</sup>-5<sup>th</sup> has had its registration deadline extended to December 13<sup>th</sup> in hopes of getting additional registrations. There are currently 4 campers enrolled.
- BASE staff have scheduled the La Grange Public Library to do visits in December at the sites where they will read and do activities based off the books.
- On Friday, December 8<sup>th</sup>, Leanna Hartung is running a Kids Night Out pop-up event from 6:00-9:00pm at the Recreation Center. Participants will enjoy pizza, snacks, holiday activities, a holiday movie and visit from Santa.
- BASE staff will host holiday parties on December 20<sup>th</sup> at the individual school sites with the last day of school before holiday break being December 22<sup>nd</sup>.

### **Summer Day Camp**

- Leanna Hartung and Melissa Seaberg met with SD102 Superintendent, Dr. Covino, regarding hosting summer day camps in SD102 schools in the summer of 2024. It was agreed upon that the Park District can use several schools for summer day camps, please see the locations below. A summer camp agreement is being created by SD102 for approval.

Name	Location	Grade	Capacity
Mighty Munchkins	Gilbert Park	Pre-K-Kindergarten 4-5 years old	24
Explorers	Barnsdale Road School	Pre-K-Kindergarten 4-5 years old	24
Trailblazers	Forest Rd School	1 <sup>st</sup> -2 <sup>nd</sup> 6-7 years old	28
Quest	Sedgwick Park	3 <sup>rd</sup> -4 <sup>th</sup> 8-9 years old	35
Apollo	Cossitt School	5 <sup>th</sup> -6 <sup>th</sup> 10-12 years old	24

### **Marketing**

- We have completed the hiring process for the new full-time Marketing Specialist position. We are pleased to welcome Katie Wagner to the team as our new Marketing Specialist. Katie started on December 4<sup>th</sup> and is going through onboarding the next several weeks and getting acclimated to the position.
- Social Media accounts were updated with current content. The following are statistics from our Social Media Accounts and FunBytes.
  - PDLG Facebook: Reach +3.3%, +11 New Followers, Profile Visits -22.7%
  - PDLG Instagram: Reach -23.2%, +35 New Followers, Profile Visits -1.7%
  - La Grange Fitness Facebook: Reach -13.9%, +3 New Follower, Profile Visits +64.8%
  - La Grange Fitness Instagram: Reach -1.6%, +10 New Followers, Profile Visits +90%
  - FunBytes Weekly eNewsletter: 35 New Subscribers in Last 30 Days

### **Recreation Miscellaneous**

- PDLG Staff is working with the La Grange Police Department for their Toys for Tots event taking place on December 17<sup>th</sup> at the Recreation Center. The Police Department will be utilizing the indoor playground and program room 105/106 from 12:00-3:30pm for the event.
- Winter Spring 2024 program registration opened to residents on Wednesday, December 6<sup>th</sup>. Non-resident registration opens on December 13<sup>th</sup>.

- Recreation Staff are continuing to work on the 2024/2025 Fiscal Year Budget.
- Kevin Miller and Brandon Diaz are in the beginning stages of developing a new signature summer event for the Park District.

### **Facilities**

- The DeSitter Banquet Room carpet as well as the carpet in the social area of the Recreation Center is scheduled to be cleaned on December 21<sup>st</sup>
- All exterior lights on the Recreation Center have been serviced and are in working order.
- The La Grange Environmental Quality Commission/La Grange Park Sustainability Commission have a recycling box located in the Recreation Center for Christmas lights from December 1<sup>st</sup> through January 7<sup>th</sup>.

## **Rental Information-November 2023**

### **Recreation Center Room Rentals November 2023:**

Rentals- 13 total rentals from (3 Brookfield, 2 Chicago, 2 Woodridge, and one each from Willow Springs, North Riverside, Countryside, La Grange Park, Arlington Heights and Willowbrook)

Total Fees November 2023- \$8096

Rooms: 105/106- 6 Rentals

108/109- 3 Rentals

108- 0 Rentals

112- 1 Rental

109- 0 Rentals

105- 0 Rentals

102- 0 Rentals

DeSitter Room- 3 Rentals

Parties with exclusive playground rental included-7

### **Outdoor Rentals November 2023:**

Rentals- 0 rentals

Total Fees November 2023- \$0

### **Community Center Rentals November 2023:**

Rentals-6 total rentals from (6 La Grange)

Total Fees November 2023- \$1507

### **Court Rentals November 2023:**

Rentals- 3 Rentals from (La Grange Highlands, Oak Park, and Berwyn)

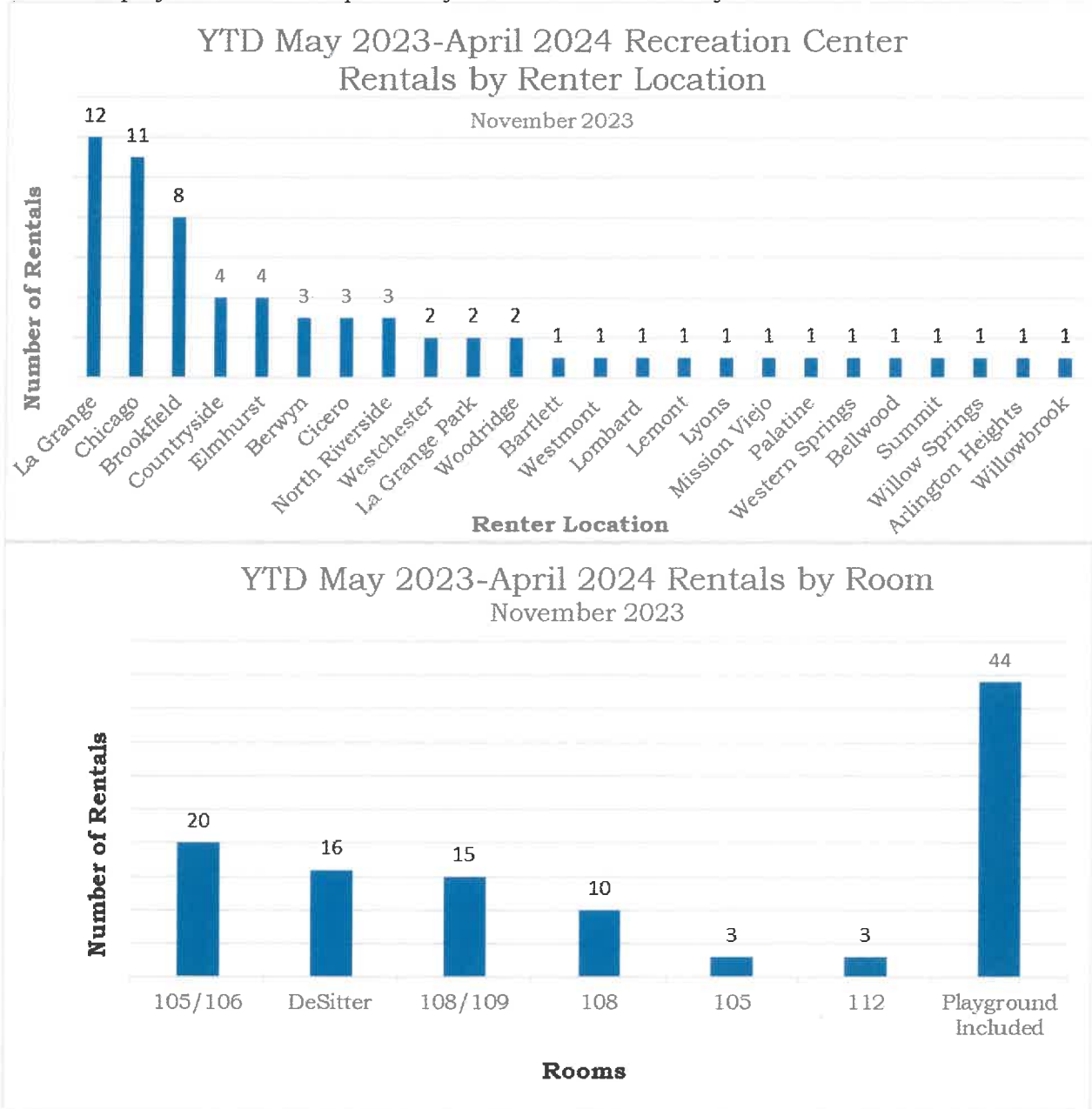
Total Fees November 2023- \$304

All the above information is based on individual rentals, not multi-date, repeat rentals from teams/organizations.

## YTD Rental Information May 2023-April 2024 November 2023

### Recreation Center Rentals

There has been a total of 67 rentals for the Recreation Center rooms from May 2023-April 2024. The total fees collected May 2023-April 2024 equals \$41006. The following charts display the number of parties by renter locations and by the rooms reserved.



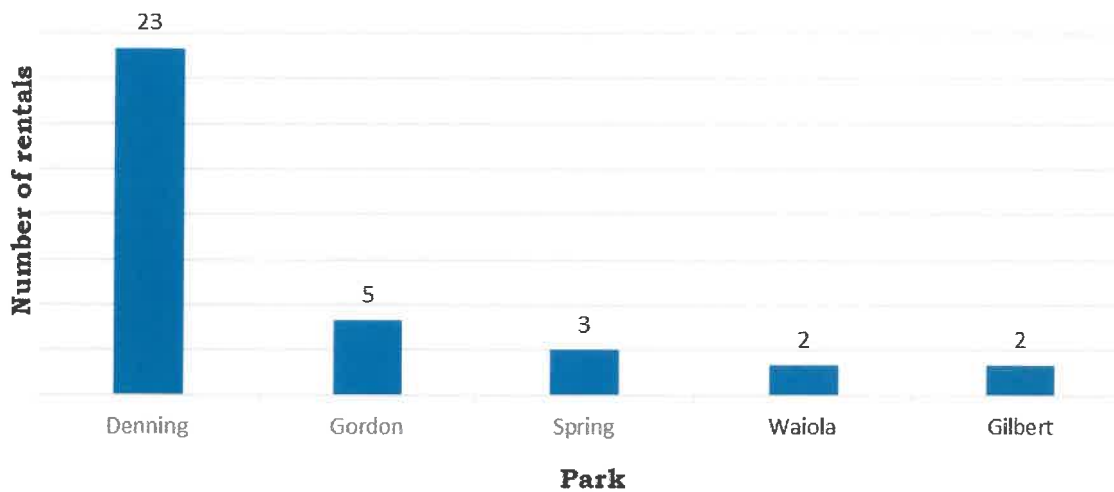
### Outdoor Rentals

There has been a total of 35 rentals for outdoor facilities and park shelters From May 2023-April 2024. The total fees collected May 2023-April 2024 for outdoor rentals equals \$4720. The following charts display the number of rentals by renter locations and by the parks reserved. This information is based on individual rentals. It does not include the field rentals by organizations which include multiple dates over several months of use (example-AYSO soccer field rentals are not included in these graphs).

YTD May 2023-April 2024 Outdoor Rentals by Renter Location  
November 2023



YTD May 2023-April 2024 Outdoor Rentals by Park  
November 2023



**Indoor Court Rentals**

There has been a total of 11 indoor court rentals from May 2023-April 2024. The total fees collected May 2023-April 2024 for indoor court rentals equals \$1090. The following chart displays the number of rentals by renter locations. This information is based on individual rentals. It does not include the court rentals by organizations which include multiple dates over several months of use (example-Taylorred Intensity is not included in this).

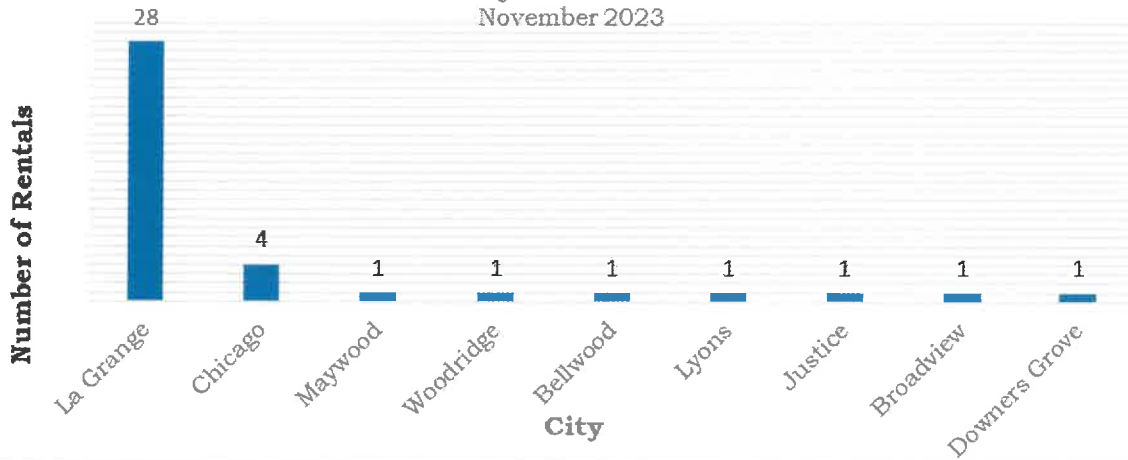
**YTD May 2023- April 2023 Recreation Center  
Court Rentals by Renter Location**  
November 2023



**Community Center Rentals**

There has been a total of 39 rentals for the community center from May 2023-April 2024. The total fees collected May 2023-April 2024 for the Community Center rentals equals \$10540. The following chart displays the number of rentals by renter locations. This information is based on individual rentals. It does not include the rentals by organizations which include multiple dates over several months of use, example- Leadership and Sign of the Cross Christian Ministries are not included in this information).

**YTD May 2023-April 2024 Community Center  
Rentals by Renter Location**  
November 2023



# Section 5



# ATTORNEY REPORT

# Section 6



# TREASURER REPORT

# Section 7



## ACTION ITEMS

MEMORANDUM M22-048



**TO:** PDLG Board of Commissioners  
**FROM:** Jennifer Bechtold, CPRP Executive Director  
**RE:** 2023 Tax Levy, Direction and Abatement Ordinances  
**DATE:** December 11, 2023

---

**Background:**

Each year the Park District prepares an ordinance to levy and collect taxes on all taxable property within the District. A certified copy of the ordinance must be filed no later than the last Tuesday in December with the Cook County Clerk.

**Implications:**

The attached Ordinance O23-04 an Ordinance Levying and Assessing Taxes of the Park District of La Grange, Cook County, Illinois for the 2023 Tax Levy Year was prepared based on the proposed levy calculation presented and voted on at the Board last month.

Ordinance O23-05 is an Ordinance Directing the Cook County Clerk to Reduce the Park District of La Grange's Real Estate Tax Levy 2023. Should the requested levy amount exceed what is allowed to be levied by the tax cap calculation, then this ordinance directs the county on how to adjust our request.

Ordinance O23-06 and O23-07 are Ordinances abating the taxes heretofore levied for the year 2022 to pay principal of and interest on \$1,590,000 General Obligation Park Bonds (Alternate Revenue Source), Series 2016 and on the \$2,505,000 General Obligation Refunding Park Bonds (Alternate Revenue Source), Series 2020A, of the Park District of La Grange, Cook County, Illinois. The payments due on each of these bond issues was provided by the annual rollover General Obligation Bonds approved at the November meeting and received on December 1<sup>st</sup>. Therefore, we do not need to levy the taxes for these two bond issues for 2023.

**Staff Recommendation:**

Staff recommends approving all four Ordinances listed above.

THE PARK DISTRICT OF LA GRANGE

---

**ORDINANCE O23-04**

**ORDINANCE LEVYING AND ASSESSING TAXES  
OF THE PARK DISTRICT OF LA GRANGE, COOK  
COUNTY, ILLINOIS, FOR THE 2023 TAX LEVY YEAR**

---

ADOPTED BY THE  
BOARD OF COMMISSIONERS  
OF THE  
PARK DISTRICT OF LA GRANGE  
THIS 11TH DAY OF DECEMBER 2023

---

Published in pamphlet form by authority of the Board of Commissioners of the Park District of La Grange, Cook County, Illinois, this 11th day of December 2023.

Ordinance O23-04

**ORDINANCE LEVYING AND ASSESSING TAXES  
OF THE PARK DISTRICT OF LA GRANGE,  
COOK COUNTY, ILLINOIS, FOR THE  
2023 TAX LEVY YEAR**

BE IT ORDAINED BY THE BOARD OF PARK COMMISSIONERS OF  
THE PARK DISTRICT OF LA GRANGE, COOK COUNTY, ILLINOIS:

Section 1. The sum of \$2,615,806 or so much thereof as may be authorized by law for the following purposes, be and is assessed and levied against all taxable property within the limits of said Park District of La Grange as the same is assessed and equalized for state and county purposes for the current year (2023). The said taxes, which are hereby levied, are exclusive of the amounts previously levied for the payment of bonded indebtedness and interest thereon. Said taxes are hereby levied for the 2023 tax levy year, and the specific amount hereby levied for each fund is set forth under the column entitled "Amount Levied" as follows:

	<u>Amount Levied</u>
General Corporate Fund	\$1,248,810
Recreational Program Fund	825,227
Social Security & Medicare Contributions Fund	110,000
Audit Fund	10,000
Liability Insurance Fund	50,000
Paving and Lighting Fund	25,000
Recreational Programs for the Handicapped Fund	296,769
Illinois Municipal Retirement Fund	50,000
	-----
<b>Grand Total of Taxes Levied</b>	<b>\$2,615,806</b>
	=====

Section 2: Pursuant to Section 4-4 of the Park District Code (70 ILCS 1205/4-4) neither the Budget and Appropriation Ordinance of the District for the current fiscal year beginning May 1, 2024, and ending April 30, 2025, nor any other Budget and Appropriation Ordinance is intended or required to be in support of the tax levy made in this ordinance.

Section 3: The unexpended balance of any item or items levied in and by this ordinance may be expended in making up any deficit of any item or items in the same general appropriation and levy made by this ordinance. The unexpended balance of the tax for

general corporate purposes from the preceding year may be accumulated and set aside for the purposes of building repairs and improvements in a capital improvement fund, provided that the balance of such fund does not exceed 1.5% of the aggregated assessed valuation of all taxable property within the District.

Section 4: That the secretary is hereby authorized and directed to file a certified copy of this ordinance with the County Clerk of Cook County within the time specified by law and said County Clerk shall extend the tax to produce the amounts levied herein upon the books of the Collector of the State and County taxes, all as provided by law.  
70 ILCS 1205/5-1.

Section 5: This ordinance shall be in full force and effect from and after its passage and approval as required by law.

Section 6: This ordinance shall be published in pamphlet form in accordance with Park District Ordinance 91-7. 70 ILCS 1205/4-3.

PASSED THIS 11th day of December 2023 pursuant to a roll call vote as follows:

AYES: \_\_\_\_\_

NAYS: \_\_\_\_\_

ABSENT: \_\_\_\_\_

APPROVED THIS 11th day of December 2023.

\_\_\_\_\_  
Brian Opyd  
President of the Board of  
Park Commissioners for the  
PARK DISTRICT OF LA GRANGE  
La Grange, Cook County, Illinois

ATTEST:

\_\_\_\_\_  
Jennifer Bechtold, Secretary  
Board of Park Commissioners

STATE OF ILLINOIS        }  
                                      } SS  
COUNTY OF COOK        }

**IN THE OFFICE OF THE COUNTY CLERK  
COOK COUNTY, ILLINOIS**

**CERTIFICATION OF COMPLIANCE  
WITH THE TRUTH IN TAXATION LAW  
35 ILCS 200/18-55 THROUGH 18-100**

I, Brian Opyd, being first duly sworn of oath, hereby certify that I am the duly elected President of the Park District of La Grange, Cook County, Illinois; and that the attached hereto is a true and correct copy of the Annual Tax Levy Ordinance for corporate purposes of the Park District of La Grange, Cook County, Illinois, for the fiscal year beginning May 1, 2024 and ending April 30, 2025, as it appears of record in the Minutes of the Park District of La Grange Board Meeting held December 11, 2023.

**I further certify that said Ordinance was passed in compliance with the provisions of “The Truth in Taxation Law,” 35 ILCS 200/18-55 through 18-100.**

WITNESS my signature this 11th day of December 2023.

---

Brian Opyd  
President of the Board of  
Park Commissioners of the  
Park District of La Grange  
La Grange, Cook County, Illinois

STATE OF ILLINOIS        }  
                                      } SS  
COUNTY OF COOK        }

**SECRETARY'S CERTIFICATE**

I, Jennifer Bechtold, certify that I am the duly qualified and acting secretary of the Board of Park Commissioners of the Park District of La Grange, Cook County, Illinois, and the keeper of the records thereof, and I do hereby further certify that on December 11, 2023, the Corporate Authorities of such Park District passed and approved Ordinance O23-04, entitled:

**ORDINANCE LEVYING AND ASSESSING TAXES  
OF THE PARK DISTRICT OF LA GRANGE, COOK  
COUNTY, ILLINOIS, FOR THE 2023 TAX LEVY YEAR**

This provided by its terms that it should be published in pamphlet form.

The pamphlet form of December 11, 2023, Ordinance O23-04 including the Ordinance and a cover sheet thereof was prepared, and a copy of such Ordinance was posted in the principal Park District building, commencing on November 27, 2023, and continuing for at least ten days thereafter. Copies of such Ordinance were also available for public inspection upon request in the office of the Secretary.

IN WITNESS THEREOF, I have hereunto set my hand this eleventh day of December 2023.

---

Jennifer Bechtold, Secretary  
Board of Park Commissioners  
PARK DISTRICT OF LA GRANGE

THE PARK DISTRICT OF LA GRANGE

---

**ORDINANCE O23-05**

**AN ORDINANCE DIRECTING THE COOK COUNTY CLERK  
TO REDUCE THE PARK DISTRICT OF LA GRANGE'S  
REAL ESTATE TAX LEVY YEAR 2023  
PARK DISTRICT OF LA GRANGE, COOK COUNTY, ILLINOIS**

---

PASSED AND APPROVED  
BY THE  
BOARD OF COMMISSIONERS  
OF THE  
PARK DISTRICT OF LA GRANGE

This 11<sup>th</sup> day of December 2023

---

Published in pamphlet form by the authority of the Board of Commissioners of the Park District of La Grange, Cook County, Illinois this 11th day of December 2023.

Ordinance O23-05

**AN ORDINANCE DIRECTING THE COOK COUNTY CLERK  
TO REDUCE THE PARK DISTRICT OF LA GRANGE'S  
REAL ESTATE TAX LEVY YEAR 2023  
PARK DISTRICT OF LA GRANGE, COOK COUNTY, ILLINOIS**

WHEREAS, there has been enacted, the Property Tax Extension Limitation Act 35 ILCS 200/18-185 *et seq.*, (the "Act"), which will affect the amount of taxes extended for the District by the Cook County Clerk, (the "Clerk"), and

WHEREAS, because of the fact that the amount of the Equalized Assessed Valuation ("EAV") for property located in the District for 2023 was not known at the time that the District passed its Tax Levy Ordinance for 2023, it could not be determined whether the application of the provisions of the Act would affect the District's levy, and

WHEREAS, it is possible that when the EAV for 2023 is established in 2024, the limiting rates set forth in the Act will require the Clerk to reduce the District's levy, and

WHEREAS, unless directed otherwise by the District, the Clerk has indicated that the District's levy will be reduced proportionately over all funds, if necessary, and

WHEREAS, the Clerk has requested direction from the District at the time of the filing of the Tax Levy Ordinance for 2023, as to which funds should be reduced, and by what amounts, if it becomes necessary, and

WHEREAS, the District prefers to give such direction.

NOW, THEREFORE, be it and it is hereby ordained by the Board of Park Commissioners of the Park District of La Grange, Cook County, Illinois, as follows:

**Section 1** The Cook County Clerk is hereby directed to reduce the District's fund levies as follows, only if necessary due to the application of the Act:

<u>FUND</u>	<u>% OF REDUCTION</u>
General Corporate	100%

**Section 2** That this ordinance shall be in full force and effect from and after its passage, approval, and publication in pamphlet form as provided by law.

ADOPTED: December 11, 2023.

AYES: \_\_\_\_\_  
NAYS: \_\_\_\_\_  
ABSENT: \_\_\_\_\_  
ABSTAIN: \_\_\_\_\_

\_\_\_\_\_  
Brian Opyd  
President, Board of Park Commissioners  
PARK DISTRICT OF LA GRANGE  
Cook County, Illinois

Passed on this \_\_\_\_\_ day of \_\_\_\_\_, 2023.

ATTEST:

\_\_\_\_\_  
Jennifer Bechtold  
Secretary, Board of Park Commissioners  
PARK DISTRICT OF LA GRANGE  
Cook County, Illinois

THE PARK DISTRICT OF LA GRANGE

---

**ORDINANCE O23-06**

**AN ORDINANCE ABATING THE TAXES HERETOFORE LEVIED FOR THE YEAR 2023 TO PAY THE PRINCIPAL OF AND INTEREST ON \$1,590,000 GENERAL OBLIGATION PARK BONDS (ALTERNATE REVENUE SOURCE), SERIES 2016 OF THE PARK DISTRICT OF LA GRANGE, COOK COUNTY, ILLINOIS.**

---

ADOPTED BY THE  
BOARD OF COMMISSIONERS  
BY THE  
PARK DISTRICT OF LA GRANGE  
THIS 11th DAY OF DECEMBER 2023

---

Published in pamphlet form by authority of the Board of Commissioners of the Park District of La Grange, Cook County, Illinois, this 11th day of December 2023.

## ORDINANCE O23-06

**AN ORDINANCE abating the taxes heretofore levied for the year 2023 to pay the principal of and interest on \$1,590,000 General Obligation Park Bonds (Alternate Revenue Source), Series 2016, of the Park District of La Grange, Cook County, Illinois.**

WHEREAS, the President and Board of Park Commissioners (the "Board") or the Park District of La Grange, Cook County, Illinois (the "District") by Ordinance Number 16-01 adopted on the 11<sup>th</sup> day of January, 2016 (the "*Ordinance*"), did provide for the issue of \$1,590,000 General Obligation Park Bonds (Alternate Revenue Source), Series 2016, of the District (the "*Bonds*"), dated March 10, 2016, and the levy of a direct annual tax sufficient to pay the principal of and interest on the Bonds; and

WHEREAS it has been determined by the Board that the Pledged Revenues (as defined in the Ordinance) will provide an amount not less than 1.25 times debt service of all the bonds in the next succeeding bond year (December 15); and

WHEREAS funds of the District on hand and lawfully available have been deposited into the Bond Fund (as defined in the Bond Ordinance) in an amount equal to the tax heretofore levied for the year 2023 to pay the Bonds; and

WHEREAS it is necessary and in the best interest of the District that the tax heretofore levied for the year 2023 to pay the principal of and interest on the Bonds be abated;

NOW, THEREFORE, Be It Ordained by the President and Board of Park Commissioners of Park District of La Grange, Cook County, Illinois as follows:

*Section 1. Abatement of Tax.* The tax heretofore levied for the year 2023 in the Ordinance is hereby abated in its entirety.

*Section 2. Filing of Ordinance.* Forthwith upon the adoption of this ordinance, the Secretary of the Board shall file a certified copy hereof with the County Clerk of the

County of Cook, Illinois and it shall be the duty of said County Clerk to abate said taxes levied for the year 2022 in accordance with the provisions hereof.

*Section 3. Effective Date.* This ordinance shall be in full force and effect forthwith upon its adoption.

Adopted December 11, 2023

---

Brian Opyd  
President, Board of Park Commissioners

Attest:

---

Jennifer Bechtold, Secretary  
Board of Park Commissioners

STATE OF ILLINOIS )  
 ) SS  
COUNTY OF COOK )

**CERTIFICATION OF ORDINANCE AND MINUTES**

I, the undersigned, do hereby certify that I am the duly qualified and acting Secretary of the Board of Park Commissioners (the "Board") of the Park District of La Grange, Cook County, Illinois (the "District"), and as such official I am the keeper of the records and files of the District and the Board.

I do further certify that the foregoing constitutes a full, true, and complete transcript of the minutes of the meeting of the Board held on the 11th day of December 2023, insofar as the same relates to the adoption of Ordinance No. O23-06 entitled:

AN ORDINANCE abating the taxes heretofore levied for the year 2023 to pay principal of and interest on \$1,590,000 General Obligation Park Bonds (Alternate Revenue Source), Series 2016, of the Park District of La Grange, Cook County, Illinois.

A true, correct, and complete copy of which said ordinance as adopted at said meeting appears in the foregoing transcript of the minutes of said meeting.

I do further certify that the deliberations of the Board on the adoption of said ordinance were conducted openly, that the vote on the adoption of said ordinance was taken openly, that said meeting was called and held at a specified time and place convenient to the public, that notice of said meeting was duly given to all of the news media requesting such notice, that an agenda for said meeting was posted at the location where said meeting was held and at the principal office of the Board at least 48 hours in advance of the holding of said meeting, that said agenda contained a separate specific item concerning the proposed adoption of said ordinance, that said meeting was called and held in strict compliance with the provisions of the Open Meetings Act of the State of Illinois, as amended, and with the provisions of the Park District Code of the State of Illinois, as amended, and that the Board has complied with all of the provisions of said Act and said Code and with all of the procedural rules of the Board in the passage of said ordinance.

IN WITNESS WHEREOF, I hereunto affix my official signature and the seal of the District, this 11th day of December 2023.

---

Jennifer Bechtold, Secretary  
Board of Park Commissioners

(SEAL)

MINUTES of a regular public meeting of the Board of Park Commissioners of the Park District of La Grange, Cook County, Illinois, held at the Administrative Offices, 536 East Avenue, LaGrange, Illinois, in said Park District at 6:00 o'clock P.M., on the 11th day of December 2023.

\* \* \*

The meeting was called to order by the President, and upon the roll being called, \_\_\_\_\_ the President, and the following Park Commissioners at said location answered present: \_\_\_\_\_

The following Park Commissioners were absent: \_\_\_\_\_

The President announced that the next item of business before the Board of Park Commissioners was the consideration of an ordinance abating the taxes heretofore levied for the year 2023 to pay the principal of and interest on the District's outstanding General Obligation Bonds (Alternate Revenue Source), Series 2016. After a full and complete discussion thereof, Park Commissioner \_\_\_\_\_ presented and the Secretary read by title an ordinance as follows,

AN ORDINANCE abating the taxes heretofore levied for the year 2023 to pay the principal of and interest on \$1,590,000 General Obligation Park Bonds (Alternate Revenue Source), Series 2016, of the Park District of La Grange, Cook County, Illinois.

copies of which were available to all in attendance at the meeting who requested a copy of said ordinance.

Park Commissioner \_\_\_\_\_ moved and Park Commissioner \_\_\_\_\_ seconded the motion that said ordinance as presented and read by title by the Secretary be adopted.

After a full discussion thereof, the President directed that the roll be called for a vote upon the motion to adopt said ordinance.

Upon the roll being called, the following Park Commissioners voted

AYE:

NAY:

ABSENT:

Whereupon the President declared the motion carried and said ordinance adopted, approved, and signed the same in open meeting and directed the Secretary to record the same in the records of the Board of Park Commissioners of the Park District of La Grange, Cook County, Illinois, which was done.

Other business not pertinent to the adoption of said ordinance was duly transacted at the meeting.

Upon motion duly made, seconded, and carried, the meeting was adjourned.

---

Jennifer Bechtold, Secretary  
Board of Park Commissioners

THE PARK DISTRICT OF LA GRANGE

---

**ORDINANCE O23-07**

**AN ORDINANCE ABATING THE TAXES HERETOFORE LEVIED FOR THE YEAR 2023 TO PAY THE PRINCIPAL OF AND INTEREST ON \$2,505,000 GENERAL OBLIGATION REFUNDING PARK BONDS (ALTERNATE REVENUE SOURCE), SERIES 2020A, OF THE PARK DISTRICT OF LA GRANGE, COOK COUNTY, ILLINOIS.**

---

ADOPTED BY THE  
BOARD OF COMMISSIONERS  
BY THE  
PARK DISTRICT OF LA GRANGE  
THIS 11TH DAY OF DECEMBER 2023

---

Published in pamphlet form by authority of the Board of Commissioners of the Park District of La Grange, Cook County, Illinois, this 11th day of December 2023.

## ORDINANCE O23-07

**AN ORDINANCE abating the taxes heretofore levied for the year 2023 to pay the principal of and interest on \$2,505,000 General Obligation Refunding Park Bonds (Alternate Revenue Source), Series 2020A, of the Park District of La Grange, Cook County, Illinois.**

WHEREAS, the President and Board of Park Commissioners (the "Board") or the Park District of La Grange, Cook County, Illinois (the "District") by Ordinance Number 20-06 adopted on the 17<sup>th</sup> day of August 2020 (the "*Ordinance*"), did provide for the issue of \$2,505,000 General Obligation Refunding Park Bonds (Alternate Revenue Source), Series 2020A, of the District (the "*Bonds*"), dated September 23, 2020, and the levy of a direct annual tax sufficient to pay the principal of and interest on the Bonds; and

WHEREAS it has been determined by the Board that the Pledged Revenues (as defined in the Ordinance) will provide an amount not less than 1.25 times debt service of all the bonds in the next succeeding bond year (December 15); and

WHEREAS funds of the District on hand and lawfully available have been deposited into the Bond Fund (as defined in the Bond Ordinance) in an amount equal to the tax heretofore levied for the year 2023 to pay the Bonds; and

WHEREAS it is necessary and in the best interest of the District that the tax heretofore levied for the year 2023 to pay the principal of and interest on the Bonds be abated;

NOW, THEREFORE, Be It Ordained by the President and Board of Park Commissioners of Park District of La Grange, Cook County, Illinois as follows:

*Section 1. Abatement of Tax.* The tax heretofore levied for the year 2023 in the Ordinance is hereby abated in its entirety.

*Section 2. Filing of Ordinance.* Forthwith upon the adoption of this ordinance, the Secretary of the Board shall file a certified copy hereof with the County Clerk of the County of Cook, Illinois and it shall be the duty of said County Clerk to abate said taxes levied for the year 2023 in accordance with the provisions hereof.

*Section 3. Effective Date.* This ordinance shall be in full force and effect forthwith upon its adoption.

Adopted December 11, 2023

---

Brian Opyd  
President, Board of Park Commissioners

Attest:

---

Jennifer Bechtold, Secretary  
Board of Park Commissioners

STATE OF ILLINOIS )  
 ) SS  
COUNTY OF COOK )

### CERTIFICATION OF ORDINANCE AND MINUTES

I, the undersigned, do hereby certify that I am the duly qualified and acting Secretary of the Board of Park Commissioners (the "Board") of the Park District of LaGrange, Cook County, Illinois (the "District"), and as such official I am the keeper of the records and files of the District and the Board.

I do further certify that the foregoing constitutes a full, true, and complete transcript of the minutes of the meeting of the Board held on the 11th day of December 2023, insofar as the same relates to the adoption of Ordinance No O23-07 entitled:

AN ORDINANCE abating the taxes heretofore levied for the year 2023 to pay principal of and interest on \$2,505,000 General Obligation Refunding Park Bonds (Alternate Revenue Source), Series 2020A, of the Park District of La Grange, Cook County, Illinois.

A true, correct, and complete copy of which said ordinance as adopted at said meeting appears in the foregoing transcript of the minutes of said meeting.

I do further certify that the deliberations of the Board on the adoption of said ordinance were conducted openly, that the vote on the adoption of said ordinance was taken openly, that said meeting was called and held at a specified time and place convenient to the public, that notice of said meeting was duly given to all of the news media requesting such notice, that an agenda for said meeting was posted at the location where said meeting was held and at the principal office of the Board at least 48 hours in advance of the holding of said meeting, that said agenda contained a separate specific item concerning the proposed adoption of said ordinance, that said meeting was called and held in strict compliance with the provisions of the Open Meetings Act of the State of Illinois, as amended, and with the provisions of the Park District Code of the State of Illinois, as amended, and that the Board has complied with all of the provisions of said Act and said Code and with all of the procedural rules of the Board in the passage of said ordinance.

IN WITNESS WHEREOF, I hereunto affix my official signature and the seal of the District, this 11th day of December 2023.

---

Jennifer Bechtold, Secretary  
Board of Park Commissioners

(SEAL)

MINUTES of a regular public meeting of the Board of Park Commissioners of the Park District of La Grange, Cook County, Illinois, held at the Administrative Offices, 536 East Avenue, La Grange, Illinois, in said Park District at 6:00 o'clock P.M., on the 11th day of December 2023.

\* \* \*

The meeting was called to order by the President, and upon the roll being called, \_\_\_\_\_ the President, and the following Park Commissioners at said location answered present: \_\_\_\_\_

The following Park Commissioners were absent: \_\_\_\_\_

The President announced that the next item of business before the Board of Park Commissioners was the consideration of an ordinance abating the taxes heretofore levied for the year 2023 to pay the principal of and interest on the District's outstanding General Obligation Refunding Park Bonds (Alternate Revenue Source), Series 2020A. After a full and complete discussion thereof, Park Commissioner \_\_\_\_\_ presented and the Secretary read by title an ordinance as follows,

AN ORDINANCE abating the taxes heretofore levied for the year 2023 to pay the principal of and interest on \$2,505,000 General Obligation Refunding Park Bonds (Alternate Revenue Source), Series 2020A, of the Park District of La Grange, Cook County, Illinois.

copies of which were available to all in attendance at the meeting who requested a copy of said ordinance.

Park Commissioner \_\_\_\_\_ moved and Park Commissioner \_\_\_\_\_ seconded the motion that said ordinance as presented and read by title by the Secretary be adopted.

After a full discussion thereof, the President directed that the roll be called for a vote upon the motion to adopt said ordinance.

Upon the roll being called, the following Park Commissioners voted

AYE:

NAY:

ABSENT:

Whereupon the President declared the motion carried and said ordinance adopted, approved, and signed the same in open meeting and directed the Secretary to record the same in the records of the Board of Park Commissioners of the Park District of La Grange, Cook County, Illinois, which was done.

Other business not pertinent to the adoption of said ordinance was duly transacted at the meeting.

Upon motion duly made, seconded, and carried, the meeting was adjourned.

---

Jennifer Bechtold, Secretary  
Board of Park Commissioners

MEMORANDUM M23-050



**TO:** PDLG Board of Commissioners  
**FROM:** Jennifer Bechtold, CPRP, Executive Director  
**RE:** A Resolution Co-Sponsoring the Sale of Holiday Trees,  
Resolution R23-08, The Wise Men  
**DATE:** December 11, 2023

---

**Background:**

The Wise Men of the Prairie Trail Federation, previously the YMCA, have sold trees at Gordon Park since 2008. At our last Board meeting there was discussion regarding the tree sale and ensuring we have protection for both parties.

**Implications:**

After reviewing the tree sale with our legal counsel, Ancel Glink, they have recommended we put in place a Resolution. You can find the Resolution following this memo.

**Staff Recommendation:**

Staff recommends the PDLG Board of Commissioners approve Resolution R23-08, A Resolution Co-Sponsoring the Sale of the Holiday Trees

7.5

**THE PARK DISTRICT OF LA GRANGE**

---

**RESOLUTION NO. R23-08**

**A RESOLUTION CO-SPONSORING THE SALE OF HOLIDAY TREES**

---

PASSED AND APPROVED  
BY THE  
BOARD OF COMMISSIONERS  
OF THE  
PARK DISTRICT OF LA GRANGE  
This 11<sup>th</sup> day of December 2023

---

Published in pamphlet form by the authority of the Board of Commissioners of the  
Park District of La Grange, Cook County, Illinois this 11<sup>th</sup> day of December 2023

RESOLUTION NO. R23-08  
A RESOLUTION CO-SPONSORING THE  
SALE OF HOLIDAY TREES

WHEREAS, the Park District of LaGrange recognizes the cultural significance of the post-thanksgiving holiday season and desires to encourage and promote the morale and well-being of the community during that time; and

WHEREAS, the Park District of LaGrange also recognizes that the holiday season can present challenges to the health and well being of its residents; and

WHEREAS, within the LaGrange community, the “Wise Men” of the Prairie Trail Federation have contributed to the holiday festivities through their sales of trees and greens; and

WHEREAS, the Park District of LaGrange finds that it is consistent with the mission of the Park District and in the best interests of the community to facilitate the sales of trees and greens by making a portion of the Park District’s property at Gordon Park available to the “Wise Men” for the display and sales of the trees and greens.

NOW THEREFORE BE IT RESOLVED BY THE BOARD OF COMMISSIONERS OF THE PARK DISTRICT OF LAGRANGE AS FOLLOWS:

1. The Park District of LaGrange hereby recognizes and commemorates the cultural contribution made by the Wise Men of the Prairie Trail Federation to the holiday spirit of the community through their sales of trees and greens and therefore authorizes the Wise Men to use a portion of Gordon Park as an act of government speech for those activities and authorizes

and directs Park District Staff to take whatever steps are necessary to effectuate the intent of this Resolution.

2. This commemoration and support of the activities of the Wise Men is a program, use and speech act of the Park District of LaGrange and does not in any way constitute a change in the status of Gordon Park as a forum for speech acts of others.

APPROVED:

PARK DISTRICT OF LAGRANGE

---

President

Ayes \_\_\_\_\_

Nays \_\_\_\_\_

Abstain \_\_\_\_\_

Absent \_\_\_\_\_

MEMORANDUM M23-09



**TO:** PDLG Board of Commissioners  
**FROM:** Jennifer Bechtold, CPRP, Executive Director  
**RE:** Resolution 23-09 Closed Executive Session Minutes & Recordings  
**DATE:** December 11, 2023

---

**Background:**

In accordance with the Open Meetings Act, a review of closed executive session minutes and verbatim audio recordings is required every six months. Through this process a Resolution permits closed session minutes to be released and the destruction of verbatim audio recordings.

**Implications:**

The Resolution permits closed executive session minutes eighteen (18) months prior to the date of the Resolution to be released and available, and that good cause exists to maintain as confidential those minutes of the closed executive session meetings that have occurred within the 18 months prior to the date of this Resolution. It also permits the destruction of verbatim audio recordings of the closed executive session portion of the meetings, for those recordings for which at least eighteen (18) months and one (1) day have passed since the date of the recording per the Open Meetings Act.

<b>Date</b>	<b>Subject</b>
<b>Release</b>	
February 14, 2022	Personnel, Executive Director Performance Review
March 14, 2022	Acquisition of Real Property, 511 Cossitt & Personnel, Executive Director Performance Review Follow-Up
<b>Recommend Leaving Closed</b>	
April 11, 2022	Acquisition of Real Property, Community Center transfer from Village & Personnel, Staff Performance Evaluation

Please refer to the Resolution following this memo.

**Staff Recommendation:**

Staff recommends approving Resolution R23-09 a Resolution authorizing the release and continued retention, respectively, of certain executive session minutes and authorizing the destruction of verbatim recordings of certain Board executive sessions. Recommendation includes leaving minutes from April 11, 2022 closed.

**THE PARK DISTRICT OF LA GRANGE**

---

**RESOLUTION NO. R23-09**

**A RESOLUTION AUTHORIZING THE RELEASE AND CONTINUED  
RETENTION, RESPECTIVELY OF CERTAIN EXECUTIVE SESSION MINUTES  
AND AUTHORIZING THE DESTRUCTION OF VERBATIM RECORDINGS OF  
CERTAIN BOARD EXECUTIVE SESSIONS**

---

PASSED AND APPROVED  
BY THE  
BOARD OF COMMISSIONERS  
OF THE  
PARK DISTRICT OF LA GRANGE

This 11<sup>TH</sup> day of December 2023

---

Published in pamphlet form by the authority of the Board of Commissioners of  
the Park District of La Grange, Cook County, Illinois this 11<sup>th</sup> day of December  
2023

**PARK DISTRICT OF LA GRANGE**

**RESOLUTION NO. R23-09**

**A RESOLUTION AUTHORIZING THE RELEASE AND CONTINUED RETENTION,  
RESPECTIVELY OF CERTAIN EXECUTIVE SESSION MINUTES AND  
AUTHORIZING THE DESTRUCTION OF VERBATIM RECORDINGS OF CERTAIN  
BOARD EXECUTIVE SESSIONS**

**WHEREAS**, the Park District of LaGrange Board of Commissioners have met from time to time in executive session for purposes authorized by, and in conformity with, the Illinois Open Meetings Act, 5 ILCS 120/1.01, *et seq.*;

**WHEREAS**, the Board of Commissioners has kept written minutes and verbatim audio recordings of all such executive sessions in accordance with the Open Meetings Act;

**WHEREAS**, the Board of Commissioners have undertaken their semi-annual review of executive session minutes as to content and by this enactment hereby determine that all minutes of executive sessions held more than 18 months prior to the date of this Resolution should be released and available and that good cause exists to maintain, as confidential, those minutes of executive session meetings that have occurred within the 18 months prior to the date of this Resolution; and

**WHEREAS**, as to the verbatim audio recordings of the closed session portion of the meetings, for those recordings for which at least eighteen (18) months and 1 day have passed since the date of recording, the Board of Commissioners hereby finds and determines that destruction of the verbatim audio recordings of the identified closed sessions is in accordance with the requirements of the Open Meetings Act and hereby approve and direct such destruction in accordance with Section 2.06(c) of the Act and, further, ratifies all prior acts concerning all such tapes that are older than 18 months and not otherwise subject to court order.

**NOW, THEREFORE, BE IT RESOLVED** by the President and Board of Commissioners of the Park District of LaGrange as follows:

**SECTION 1. RECITALS.**

That the foregoing recitals shall be and are hereby incorporated into and made a part of this Resolution as if fully set forth in this Section 1.

**SECTION 2. DETERMINATION OF CONFIDENTIALITY AND DIRECTION TO RELEASE AND WITHHOLD, RESPECTIVELY, EXECUTIVE SESSION MINUTES.**

The Executive Director is hereby authorized and directed to make any minutes from any executive session meetings older than 18 months available for public inspection and copying in accordance with the standing procedures and the governing regulations of the Illinois Open Meetings Act. The Executive Director is hereby authorized and directed to maintain the minutes from all other executive session meetings for which release has not yet been approved in a confidential matter in order to protect the public interest and the privacy of individuals.

**SECTION 3. DESTRUCTION OF CERTAIN VERBATIM AUDIO RECORDINGS.**

The Executive Director is hereby authorized and directed to destroy forthwith all verbatim audio recordings of closed session meetings of the Park District of La Grange which took place on or prior to June 10, 2022, except for minutes from April 11, 2022.

**SECTION 4. RESOLUTION OF CONFLICTS.**

All resolutions or ordinances in conflict herewith are hereby repealed to the extent of such conflict.

**SECTION 5. SAVING CLAUSE.**

If any section, paragraph, clause, or provision of this Resolution shall be held invalid, the invalidity thereof shall not affect any of the other provisions of this Resolution, which are hereby

declared to be separable.

**SECTION 6. EFFECTIVE DATE.**

This Resolution shall be in full force and effect from and after its passage and approval as provided by law.

SO RESOLVED this 11th day of December, 2023.

AYES:

NAYS:

ABSENT:

ABSTAIN:

**PARK DISTRICT OF LAGRANGE**

\_\_\_\_\_  
President

Attest:

\_\_\_\_\_  
Secretary

MEMORANDUM M23-052



**TO:** PDLG Board of Commissioners  
**FROM:** Jennifer Bechtold, CPRP, Executive Director  
**RE:** Illinois Municipal Retirement Fund Authorized Agent  
**DATE:** December 11, 2023

---

**Background:**

The Park District of La Grange is a participating member in the Illinois Municipal Retirement Fund. The Illinois Municipal Retirement Fund (IMRF) Act requires that each participating employer appoint an Authorized Agent to act on behalf of the Park District with respect to matters relating to the Illinois Municipal Retirement Fund, to exercise certain powers and duties delegated to the Authorized Agent pursuant to Section 7-135 of the Illinois Pension Code.

**Implications:**

The Director of Finance and Human Resources, the Park District of La Granges Illinois Municipal Retirement Fund Authorized Agent resigned effective October 27, 2023, requiring the Park District to appoint a new Authorized Agent. Resolution R23-10 appoints Jennifer Bechtold, Executive Director as the new IMRF Authorized Agent.

**Staff Recommendation:**

Staff recommends the Park District of La Grange Board approve Resolution R23-10, Authorizing the appointment of an Authorized Agent for the Illinois Municipal Retirement Fund.

**THE PARK DISTRICT OF LA GRANGE**

---

**RESOLUTION NO. R23-10**

**AUTHORIZING THE APPOINTMENT OF AN AUTHORIZED AGENT FOR THE  
ILLINOIS MUNICIPAL RETIREMENT FUND**

---

PASSED AND APPROVED  
BY THE  
BOARD OF COMMISSIONERS  
OF THE  
PARK DISTRICT OF LA GRANGE  
This 11<sup>th</sup> day of December 2023

---

Published in pamphlet form by the authority of the Board of Commissioners of the  
Park District of La Grange, Cook County, Illinois this 11<sup>th</sup> day of December 2023

**PARK DISTRICT OF LA GRANGE RESOLUTION R23-10**

**AUTHORIZING THE APPOINTMENT OF AN AUTHORIZED AGENT FOR THE ILLINOIS MUNICIPAL RETIREMENT FUND**

**WHEREAS**, the Park District of La Grange is a participating member in the Illinois Municipal Retirement Fund; and

**WHEREAS**, the Illinois Municipal Retirement Fund Act requires that each participating employer appoint an Authorized Agent to act on behalf of the Park District with respect to matters relating to the Illinois Municipal Retirement Fund, in particular to exercise certain powers and duties delegated to the Authorized Agent pursuant to Section 7-135 of the Illinois Pension Code; and

**WHEREAS**, the Director of Finance and Human Resources, the Park District of La Granges Illinois Municipal Retirement Fund Authorized Agent resigned effective October 27, 2023

**WHEREAS**, the Board of Commissioners of the Park District of La Grange wishes to name an Authorized Agent for the purposes aforesaid;

**NOW, THEREFORE, BE IT RESOLVED** by the Board of Commissioners of the Park District of La Grange that JENNIFER BECHTOLD is hereby appointed Authorized Agent for the Illinois Municipal Retirement Fund.

**BE IT FURTHER RESOLVED** that the Board of Commissioners of the Park District of La Grange hereby authorizes the aforesaid Authorized Agent to file a petition for the nomination of the Executive Trustee of the Illinois Municipal Retirement Fund and to cast a ballot for election of an Executive Trustee of the Illinois Municipal Retirement Fund.

Commissioner \_\_\_\_\_ moved, seconded by  
Commissioner \_\_\_\_\_, that Resolution R23-XX be adopted.

Roll call being called, the following Commissioners voted:

Commissioner Chvatal \_\_\_\_\_

Commissioner Lacey \_\_\_\_\_

Commissioner Posey \_\_\_\_\_

Commissioner Vear \_\_\_\_\_

President Opyd \_\_\_\_\_

**R23-10 Continued**

Adopted this 11th day of December 2023 by the Board of Commissioners, Park District of La Grange.

---

Brian Opyd, Board President

ATTEST:

---

Jennifer Bechtold, Board Secretary



# NOTICE OF APPOINTMENT OF AUTHORIZED AGENT

IMRF Form 2.20 (Rev. 10/2014)

## INSTRUCTIONS

- The governing body of an IMRF employer (including townships) can appoint any qualified party as the employer's IMRF Authorized Agent.
- The governing body makes the appointment by adopting a resolution.
- The clerk or secretary of the governing body must certify the appointment (see Certification below).
- Mail the completed form to the Illinois Municipal Retirement Fund.
- A copy of the completed form should be retained by the employer.
- The new Authorized Agent will need to register for a new User ID on IMRF Employer Access.

EMPLOYER NAME <b>PARK DISTRICT OF LA GRANGE</b>		EMPLOYER IMRF I.D. NUMBER <b>03304</b>	
AUTHORIZED AGENT'S SALUTATION <input type="checkbox"/> Dr. <input type="checkbox"/> Mr. <input checked="" type="checkbox"/> Mrs. <input type="checkbox"/> Ms.	LAST NAME <b>BECHTOLD</b>	FIRST NAME <b>JENNIFER</b>	MIDDLE INITIAL JR., SR., II, ETC.
TYPE OF GOVERNING BODY <b>PARK DISTRICT</b>			
DATE APPOINTMENT MADE (MM/DD/YYYY) <b>12/11/2023</b>	EFFECTIVE DATE OF APPOINTMENT (MM/DD/YYYY) <b>12/12/2023</b>	POSITION TITLE <b>EXECUTIVE DIRECTOR</b>	
Powers and duties delegated to Authorized Agent pursuant to Sec. 7-135 of Illinois Pension Code by governing body (P.A. 97-0328 <b>removed</b> the requirement that the Authorized Agent be a participant in IMRF to file a petition or cast a ballot):			
To file Petition for Nominations of an Executive Trustee of IMRF		<input checked="" type="checkbox"/> Yes	<input type="checkbox"/> No
To cast a Ballot for Election of an Executive Trustee of IMRF		<input checked="" type="checkbox"/> Yes	<input type="checkbox"/> No
<b>X</b>			
SIGNATURE OF AUTHORIZED AGENT NAMED ABOVE		DATE (MM/DD/YYYY)	
<b>CERTIFICATION</b>			
I, <u>JENNIFER BECHTOLD</u>		do hereby certify that I am <u>SECRETARY</u>	
NAME		CLERK OR SECRETARY	
of the <u>PARK DISTRICT OF LA GRANGE</u>			
NAME OF EMPLOYER			
and the keeper of its books and records and the foregoing appointment and delegation were made by resolution duly adopted on the date indicated.			
SEAL		SIGNATURE OF CLERK OR SECRETARY	
<b>BUSINESS ADDRESS</b>			
All correspondence and communications with the Authorized Agent are to be addressed as follows:			
NAME (IF DIFFERENT FROM ABOVE)			
<u>Mrs.</u> <input type="checkbox"/> rs. <input type="checkbox"/> Ms.			
BUSINESS ADDRESS			
<b>536 EAST AVENUE</b>			
CITY STATE AND ZIP + 4			
<b>LA GRANGE IL 60525</b>			
DAYTIME TELEPHONE NO. (with Area Code)		ALTERNATE TELEPHONE NUMBER (with Area Code)	
<b>(708) 352-1762</b>			
FAX NO. (with Area Code)		EMAIL ADDRESS	
		<b>jenniferbechtold@pdlg.org</b>	

IMRF

2211 York Road Suite 500 Oak Brook, IL 60523-2337

Employer Only Phone: 1-800-728-7971 Member Services Representatives 1-800-ASK-IMRF (1-800-275-4673) Fax (630) 706-4289

# Section 8



## BOARD BUSINESS

MEMORANDUM M22-049



**TO:** PDLG Board of Commissioners  
**FROM:** Jennifer Bechtold, CPRP, Executive Director  
**RE:** 2024 Proposed Board Meeting Dates  
**DATE:** December 11, 2023

---

**Background:**

The Park District of La Grange Board of Commissioners has a regular board meeting on the second Monday of each month (three meetings fall on the third Monday due to scheduling). Illinois law requires that public bodies and their committees give notice to the public of its meetings. At the beginning of each calendar or fiscal year, each body must give the public notice of the schedule of regular meetings for the year, including the dates, times, and locations for the meetings.

**Implications:**

The Board has requested that a couple of board meetings be held at the Community Center, 200 S. Washington Ave, La Grange, IL, with the majority taking place at the Recreation Center, 536 East Ave, La Grange, IL. In reviewing the calendar and availability of both locations, we propose the 2024 schedule following this memo. The January meeting would be held on the fourth Monday of the month, due to holidays. The April and July meetings would be held on the third Monday of the month at the Community Center, and the remainder would be held at the Recreation Center on the second Monday of the month. All meetings will start at 6:00pm.

**Staff Recommendation:**

Staff recommends the Board of Commissioners approve the board meeting schedule for 2024.

**Park District of La Grange  
BOARD OF COMMISSIONERS  
REGULAR BOARD MEETINGS  
YEAR 2024**

**DRAFT**

Monthly meetings of the Board of Commissioners of the Park District of La Grange are regularly scheduled for the **second Monday of the month (except where noted within published schedule)**. All regularly scheduled meetings start at 6:00 P.M. in the DeSitter Room located in the Administrative\Recreation Facility at 536 East Avenue, La Grange, Illinois. The April and July meeting will be held at the Community Center, 200 S. Washington Ave, La Grange, IL 60525.

**Monday, January 22\***

**Monday, February 12**

**Monday, March 11**

**Monday, April 15\*\***

**Monday, May 13**

**Monday, June 10**

**Monday, July 15\*\***

**Monday, August 12**

**Monday, September 9**

**Monday, October 14**

**Monday, November 11**

**Monday, December 9**

*\* Fourth Monday of the month due to holidays*

*\*\* Third Monday of the month, Meetings held at the Community Center, 200 S. Washington Ave, La Grange, IL*

MEMORANDUM M23-053



**TO:** PDLG Board of Commissioners  
**FROM:** Jennifer Bechtold, CPRP, Executive Director  
Kevin Miller, CPRP, Director of Recreation  
**RE:** Board Policy Section 632, Sponsorship & Advertising  
**DATE:** December 11, 2023

---

**Background:**

The Board Policy Manual has been adopted by the Park District of La Grange Board of Commissioners and requires frequent updating, due to changes in operations, as well as legal updates.

**Implications:**

Per our last board meeting, we are representing Policy Section 632, Sponsorship and Advertising Program Policy due to the full Board not being present at the last board meeting.

**Section 632 New Policy– Sponsorship & Advertising Program Policy:** The Park District of La Grange seeks to establish mutually beneficial sponsorship and advertising relationships to enhance our revenue and resources. This is achieved through partnerships with businesses and organizations that provide commercial and marketing benefits to the district. Sponsorships may encompass various District services, projects, events, or activities. In-kind donations may also contribute to this initiative by supporting our programs and events. Please see the proposed new Sponsorship & Advertising Program Policy following this memo. This policy to go into effect January 1, 2024.

**Staff Recommendation:**

Further discussion of Policy Section 632 and alternative options.

## SECTION 632

### SPONSORSHIP & ADVERTISING PROGRAM POLICY

The Park District of La Grange fosters mutually beneficial sponsorship and advertising relationships designed to increase revenue and resources in exchange for the commercial and/or marketing potential associated with the District. Sponsorships may include sponsorship of one or more of the District's services, projects, events, or activities. Additionally, in some instances, in-kind donations, which also are considered part of the sponsorship and advertising initiative, help offset the District's budget for programs or events.

The Sponsorship & Advertising program and the location of any related advertising is not intended to create a public forum for the expression of ideas but is solely a contractual partnership whereby commercial advertising opportunities are granted in exchange for valuable consideration. No party has a right to a sponsorship agreement, whether it is a new agreement or a renewal. The Park District retains complete discretion to control and approve the content and design of any advertising presented by a sponsor and where to display such advertising.

All sponsorships and advertising shall be consistent with the District's mission, vision and goals, and will conform to all ordinances and policies of the District and will not reflect negatively on the District's good will and public image. Sponsorships and advertising will not be extended or permitted to any organization whose programs or services compete with District offerings. The question of whether the mission, products or services of an organization conflict with the mission and values of the District shall be determined by the Executive Director, or his/her designee, in his/her sole discretion. Any organization aggrieved by such a determination may appeal to the Board of Commissioners for a legislative determination on a case-by-case basis.

Advertising in Park District publications and at events, programs or facilities in conjunction with sponsorship agreements may not contain material that:

- a. Is religious or political in nature.
- b. Promotes gambling, alcoholic beverages, smoking, tobacco use, or use of controlled substances, provided a business engaged in the incidental sale of such products may be a sponsor so long as its advertising does not directly reference such products. For example, a restaurant which serves alcoholic beverages may be a sponsor so long as the advertising does not describe such beverages.
- c. Promotes firearms, adult-use, or other businesses deemed inappropriate by the Executive Director or their designee.
- d. Is false, misleading, or deceptive.
- e. Depicts violence and/or anti-social behavior.
- f. Implies or declares an endorsement by the District of any goods, services or activities.

MEMORANDUM M23-040



**TO:** PDLG Board of Commissioners  
**FROM:** Jennifer Bechtold, CPRP, Executive Director  
Kevin Miller, CPRP, Director of Recreation  
**RE:** Proposed Updated Mission Statement, Vision Statement, Values &  
DEI Statement  
**DATE:** December 11, 2023

---

**Background:**

The Park District of La Grange's current mission statement is *Enriching the lives of our community members by providing exceptional recreation programming, parks, and facilities.* The mission statement has not been updated for quite some time. In November 2022, the Board of Commissioners approved the 2022-2032 Comprehensive Master Plan (CMP). The implementation of the CMP led staff to review the current mission statement, as well as create a vision statement, values, and a Diversity, Equity, and Inclusion (DEI) Statement.

**Implications:**

It is important to note that these statements and values were formed based on extensive research and input. They were derived from the comprehensive master plan, which provided a strategic framework for our organization's future. Additionally, feedback from the Board and staff was instrumental in shaping these statements and values. Our staff engaged in multiple planning meetings to formulate the draft.

**Proposed Updated Mission Statement**

Enriching the lives of our community members by providing exceptional recreation programming, parks, and facilities

**Proposed New Vision Statement**

To be a leader in serving the well-being and recreational needs of our diverse community

**Proposed New Core Values**

- Health & Wellness: Provide programs, parks, and facilities that promote healthy lifestyles for the diverse communities we serve.
- Operational Excellence: Work as a team to provide quality service & experiences while building relationships with our patrons.
- Financial Stewardship: Demonstrate honesty, trust, and transparency to achieve the most effective and efficient use of our resources.
- Environmental Stewardship: Committed to promoting programs, parks and facilities that foster environmental awareness and preservation.
- Innovation: Continually strive to offer imaginative and creative new experiences for our diverse community.
- Fun: Provide opportunities to laugh, play, and celebrate.

**Diversity, Equity, and Inclusion (DEI) Statement**

To uphold our core values, the Park District of La Grange commits to becoming a more diverse, equitable, and inclusive (DEI) organization as we move forward. The District continues to make a commitment to embrace diversity and inclusion efforts because we envision a future in which our community welcomes, respects, and encourages the contributions of all.

These statements and values reflect our dedication to enriching the lives of our community members while ensuring we are accountable to the principles of equity, diversity, and inclusivity.

**Staff Recommendation:**

Staff recommends the PDLG Board of Commissioners approve the proposed Mission Statement, Vision Statement, Values and DEI Statement.



## Updated Mission Statement *(proposal)*

Enriching the lives of our community members by providing exceptional recreation programming, parks, and facilities

## New Vision Statement *(proposal)*

To be a leader in serving the well-being and recreational needs of our diverse community

## Core Values *(proposal)*

### **HEALTH & WELLNESS**

- Provide programs, parks and facilities which promote healthy lifestyles for the diverse communities we serve

### **OPERATIONAL EXCELLENCE (CUSTOMER SERVICE)**

- Work as a team to provide quality service & experiences while building relationships with our patrons

### **FINANCIAL STEWARDSHIP**

- Demonstrate honesty, trust, and transparency to achieve the most effective and efficient use of our resources

### **ENVIRONMENTAL STEWARDSHIP**

- Committed to promoting programs, parks, and facilities that foster environmental awareness and preservation

### **INNOVATION**

- Continually strive to offer imaginative and creative new experiences for our diverse community

### **FUN**

- Provide opportunities to laugh, play, and celebrate

## Diversity, Equity, and Inclusion (DEI) Statement *(proposal)*

To uphold our core values, the Park District of La Grange commits to becoming a more diverse, equitable, and inclusive (DEI) organization as we move forward. The District continues to make a commitment to embrace diversity and inclusion efforts because we envision a future in which our community welcomes, respects, and encourages the contributions of all.

# Section 9



## COMMITTEE REPORTS & MBO/SPECIAL REPORTS

# Section 10



## VILLAGE OF LA GRANGE & SEASPAR INFORMATION

## MINUTES

### VILLAGE OF LA GRANGE BOARD OF TRUSTEES REGULAR MEETING

Monday, September 25, 2023 - 7:30 p.m.

#### 1. CALL TO ORDER, ROLL CALL, PLEDGE OF ALLEGIANCE

The Board of Trustees regular meeting was called to order at 7:30 p.m. by Clerk Saladino. On roll call, as read by Clerk Saladino, the following were:

PRESENT: President Kuchler, Trustees Augustine, Gale, McGee, O'Brien, Peterson, and Thompson.

ABSENT: None

OTHERS: Village Manager Jack Knight  
Village Attorney Caitlyn Culbertson  
Deputy Village Manager/CD Director Charity Jones  
Public Works Director Richard Colby  
Finance Director Susan Mika  
Chief of Police Tim Griffin  
Fire Chief Steve Norvilas

President Kuchler welcomed the Village Board and shared that video of the meeting is available on YouTube, and will also be available on Facebook and posted to the Village website.

President Kuchler invited the grandchildren of Joe Munizza, Aiden and Jillian, to lead the audience in reciting the pledge of allegiance.

#### 2. PRESIDENT'S REPORT

President Kuchler congratulated Auxiliary Police Office Jim Ward on his retirement after 24 years of service in the Village of La Grange.

##### A. Resolution Appreciating Assistant Finance Director Joe Munizza for 26 Years of Dedicated Service

President Kuchler thanked the Munizza Family, wife Linda, daughter Aimee, Son-in-Law Josh, and grandkids Aiden and Jillian for their support of Mr. Munizza throughout his career.

President Kuchler read the Resolution of Appreciation for Assistant Finance Director Joe Munizza into the record.

A motion was made by Trustee Gale to approve the Consent Agenda, seconded by Trustee McGee. Motion carried on a voice vote.

Former Finance Director Lou Cipparrone was invited to comment and thanked Joe Munizza for all the years of service and all the hard work Mr. Munizza has done to make the Village financially sound.

Mr. Munizza expressed his appreciation and stated how grateful he was for the opportunities that have been provided to him during his career. He thanked the current and past Board for their support. He thanked his current co-workers for their hard work and dedication. Mr. Munizza thanked Mr. Cipparrone for bringing him onboard 27 years ago and creating an environment where he could be successful. Mr. Munizza thanked his family for all the love and support throughout the years.

President Kuchler thanked the Finance Department, Sandy Shalaby, Cheryl Arquilla, and Faith Czarnik for coming to support Mr. Munizza.

President Kuchler announced that in recognition of Fire Prevention week, the La Grange Fire Department will be hosting an Open House on Tuesday, October 10<sup>th</sup> from 4:00 p.m. – 6:30 p.m. Activities included a fire sprinkler demonstration, Sparky the Fire Dog, viewing of emergency vehicles and equipment, kids' activities, photos, and refreshments. Collection of expired fire extinguishers and smoke detectors also took place. Everyone was encouraged to take the opportunity to visit with La Grange Fire Fighters and join in an evening of family fun and education.

President Kuchler stated that starting in October, La Grange will invite the public to view the festive skeletons throughout La Grange as part of Skeletober. They will be dressed in theme and displayed at participating businesses. Everyone is encouraged to take the opportunity to visit the skeletons and participating businesses.

President Kuchler noted that October is National Pedestrian Safety Month. The initiative is intended to increase awareness around pedestrian safety and remind everyone of their role in maintaining the safety of pedestrians. This is ever-more important as the days are shorter and it becomes darker early in the day. Pedestrians, bicyclists, walkers, joggers, motorists and all others are invited to take a few moments to consider how they can be safer as they travel in and around La Grange.

### 3. MANAGER'S REPORT

Village Manager Knight congratulated Assistant Finance Director Munizza and Auxiliary Officer Jim Ward on their retirement.

Mr. Knight noted that as fall has officially begun and leaves begin to collect, the Village has assembled resources available on its website that highlight several uses for leaves around homes that include mulching, protecting garden beds, and composting. There is also information on the Village's leaf pick-up program, which begins Monday, October 2, and runs through November 22. Under this program, residents can rake leaves to the street for collection by Public Works crews. See the website for specifics or contact the Public Works Department.

Mr. Knight noted that full restoration of streets impacted by the completion of the Brainard Avenue sewer rehabilitation project will take place. Landscape restoration is currently being coordinated for the Brainard Avenue water main replacement, with continued work taking place north of Hillgrove along Brainard. Work on this project will continue with connection to service laterals taking place in October.

4. PUBLIC COMMENT REGARDING AGENDA ITEMS

None.

5. CONSENT AGENDA AND VOTE

A. A Resolution Authorizing the Purchase of Parkway Replacement Trees through the Suburban Tree Consortium

B. For Profit Solicitation Application by AT&T Boost, Inc.

C. For Profit Solicitation Application by Power Home Remodeling

D. Minutes of the Village of La Grange Board of Trustees Regular Meeting, Monday, September 11, 2023

E. Consolidated Voucher 230925

A motion was made by Trustee Gale to approve the Consent Agenda, seconded by Trustee Peterson.

Trustee Thompson asked if for-profit solicitors are required to be licensed by the Village.

Manager Knight confirmed that the current Code of Ordinances requires the completion of an application, review by administrative staff, and final approval

from the Village Board. Mr. Knight noted that if solicitors do not have a license, residents can call 9-1-1 or direct them to Village Hall to obtain a license.

President Kuchler stated that the Village is not endorsing the solicitors, the license just indicates that they have completed the application and have informed the Village they will be in the area.

Trustee Augustine noted that the solicitation information is current and posted on the Village website. She inquired if solicitation information can be sent out to residents periodically so they know what to look for from solicitors.

Approved by a roll call vote:

Ayes: Trustees Augustine, Gale, McGee, O'Brien, Peterson and Thompson  
Nays: None  
Absent: None

## 6. CURRENT BUSINESS

- A. An Ordinance Approving a Special Use Permit for a Motion Picture Theater, a Site Plan, and a Design Review Permit for Classic Cinemas La Grange Theatre at 76-80 South La Grange Road.

President Kuchler asked Trustee Gale to introduce the item. Trustee Gale stated that Tivoli Enterprises, Inc. DBA Classic Cinemas is the operator of Classic Cinemas La Grange Theatre located at 80 S. La Grange Road. The Applicant is requesting (1) a Special Use Permit for a Motion Picture Theater, (2) Site Plan approval, and (3) a Design Review Permit in order construct an addition to the existing building at 70-88 S. La Grange Road. The project entails razing portions of 70-76 S. La Grange Road (The Hot Dog & Burger Company [Unit B] & Prime Cuts [Unit C]), immediately to the north of the theater, located in the rear of the property. The addition will accommodate three new theater auditoriums, two with 73 seats each, and one smaller auditorium with 39 seats. Currently, the theater houses six auditoriums with a total of 318 seats. Following the proposed addition, the theater will house nine auditoriums with a total of 503 seats. Prior to the recent renovation by Classic Cinemas in 2022, the La Grange Theatre held 986 seats.

Trustee Gale moved to approve the proposed ordinance, which was seconded by Trustee McGee.

Trustee Augustine asked for confirmation that the exterior of the building will be matched with the other existing exterior bricks.

Ms. Jones noted that the goal will be for the new construction to match the

existing bricks.

Trustee Augustine requested further clarification on the parking agreement between the Applicant, property owner and adjacent property owner. She also inquired if all business in the downtown commercial district were required to provide their own parking.

Ms. Jones responded that the parking agreement was proposed in order to eliminate possible future code violations and ensure that the parking lot remained accessible to the public. She also clarified that downtown commercial district businesses are not typically required to provide their own parking. However, if the subject business is a Special Use and either the Plan Commission or Village Board see fit that the applicant provide additional parking, they can require it.

Chris Johnson, owner of the La Grange Theater, noted that the expansion of the theater will allow for a greater number of people to come to La Grange for the movie experience, who may then visit other local businesses.

President Kuchler thanked Mr. Johnson and noted that the Village was and still is excited that Classic Cinemas came to La Grange.

Approved by a roll call vote:

Ayes: Trustees Augustine, Gale, McGee, O'Brien, Peterson and Thompson  
Nays: None  
Absent: None

B. A Resolution Authorizing the Execution of an Intergovernmental Agreement for the Provision of Technology Services Among the Village of Riverside, the Village of North Riverside, the Village of La Grange, and West Central Consolidated Communications.

President Kuchler stated in recent years, staff has contemplated proposing the creation of an Information Technology Manager to help meet the Village's ever-growing and evolving IT needs. The coordination of regular maintenance of the existing IT network and establishing a near-term plan for replacements and investments in the Village's future IT infrastructure, were put forward as a few of the needs to be addressed through creating the position. The Village's 2021-2023 Strategic Plan includes Coordinating with Neighboring Communities to Provide Additional Efficiencies as a goal. The proposed IGA sets forth the framework for the shared services, including the entity employing the IT Director (Riverside), how services will be provided to partnering agencies, charges and payments for the services, and other agreement terms. Under the

model, the Village would be poised to receive improved services at a significantly reduced cost.

A motion was made by Trustee Augustine to approve the proposed ordinance, which was seconded by Trustee Gale.

Approved by a roll call vote:

Ayes: Trustees Augustine, Gale, McGee, O'Brien, Peterson and Thompson  
Nays: None  
Absent: None

## 7. PUBLIC COMMENT

Becky Lorenzen, CommUNITY Diversity Group, noted that the unveiling and dedication of the mosaic will be Sunday, October 15<sup>th</sup> from 2:00 p.m. – 5:00 p.m. at the Community Center, 200 Washington Avenue.

President Kuchler thanked Ms. Lorenzen.

## 8. TRUSTEE COMMENTS

Trustee Augustine thanked Director Rick Colby and the Department of Public Works for their work on the Brainard Avenue project. She also thanked them for their coordination and work on the Cossitt Avenue Railroad Crossing project.

## 9. CLOSED SESSION

President Kuchler stated that it was the Village Board's intention to enter into Closed Session under Section 2(c)(5) of the Illinois Open Meetings Act to discuss the purchase or lease of real property for the use of the public body; Section 2(c)(11) to discuss pending, probable or imminent litigation; and Section 2(c)(21) to discuss minutes of meetings lawfully closed under the Illinois Open Meetings Act. He also stated that the Village Board will not reconvene in open session at the end of the closed session, as no formal action will occur.

At 8:20 p.m., a motion was made by Trustee Gale to adjourn into Closed Session under Sections 2(c)(5), 2(c)(11), and 2(c)(21) of the Illinois Open Meetings Act, seconded by Trustee Thompson.

Approved by a roll call vote:

Ayes: Trustees Augustine, Gale, McGee, O'Brien, Peterson and Thompson  
Nays: None  
Absent: None

10. ADJOURNMENT

At 8:58 p.m. Trustee Gale made a motion to adjourn, seconded by Trustee O'Brien. Approved by a voice vote.

ATTEST:

  
Paul Saladino, Village Clerk

  
Mark A. Kuchler, Village President

Approved On: October 23, 2023

## MINUTES

### VILLAGE OF LA GRANGE BOARD OF TRUSTEES REGULAR MEETING

Monday, October 23, 2023 - 7:30 p.m.

#### 1. CALL TO ORDER, ROLL CALL, PLEDGE OF ALLEGIANCE

The Board of Trustees regular meeting was called to order at 7:30 p.m. by Clerk Saladino. On roll call, as read by Clerk Saladino, the following were:

PRESENT: Chairperson Pro Tem Gale, Trustees Augustine, McGee, O'Brien, Peterson, and Thompson.

ABSENT: President Kuchler

OTHERS: Village Manager Jack Knight  
Village Attorney Benjamin Schuster  
Deputy Village Manager/CD Director Charity Jones  
Public Works Director Richard Colby  
Finance Director Susan Mika  
Chief of Police Tim Griffin  
Fire Chief Steve Norvilas

Clerk Saladino welcomed the Village Board and shared that video of the meeting is available on YouTube, and will also be available on Facebook and posted to the Village website.

Clerk Saladino noted that a quorum has been established. As President Kuchler is unavailable for tonight's meeting, a motion was requested to appoint senior-most Trustee Lou Gale as President Pro Tem to preside over the meeting.

A motion was made by Trustee McGee and seconded by Trustee Peterson to appoint Trustee Lou Gale as President Pro Tem. The motion carried on voice vote.

Chairperson Pro Tem Gale invited the audience to recite the pledge of allegiance.

#### 2. PRESIDENT'S REPORT

A. Recognition of Lieutenant Cramer on his 25 Years of Service to the Village of La Grange

Brian Cramer joined the Village in 1998 shortly after he began his fire service career with the Blue Island Fire Department as a full time Firefighter in 1997. During his career, Lieutenant Cramer has earned numerous Illinois Office of State Fire Marshal fire certificates and his Associate's Degree in Fire Science Technology. Brian was promoted to Lieutenant in January 2015 and has been involved with many areas of the Department since being hired. He has served as President of the Foreign Fire Insurance Board, a child safety seat technician, a CPR instructor, and handles the Department's national fire reporting system. Lieutenant Cramer has also been a fire investigator for both the Department and the Mutual Aid Box Alarm System (MABAS) Division 10 Team since 2004. Brian's enthusiasm and professionalism for the Village is second to none. He assists with and completes numerous public education projects using his interest and knowledge of the Department and Village. He is currently assigned to assist with Fire Prevention activities.

Lieutenant Cramer thanked the Village Board, Fire Chief, his co-workers and family for the support the past 25 years.

Chairperson Pro Tem Gale noted that Skeletober, the month-long display of sharply-dressed and friendly skeletons, continues through Tuesday, October 31<sup>st</sup>. Everyone is encouraged to snap a selfie and post your pics using the hashtag #skeletober tag the LGBA to enter into a random drawing. A walking map to help you find all the skeletons is also available, visit the LGBA's website for more information.

Chairperson Pro Tem Gale announced that Trick or Treating hours on Halloween, Tuesday, October 31, are 3:00 p.m. to 8:00 p.m.

Chairperson Pro Tem Gale stated tree leaves are changing color and falling to the ground. As tree leaves begin collect, keep in mind that they can be composted, added to planting beds, or passed over with a mulching mower. In addition to those options, the Village's Fall Leaf Pick up Program will continue through November 22. Under this program, residents may rake their leaves to the curb for pick up by Public Works which occurs every two – three weeks.

Chairperson Pro Tem Gale announced that Saturday, October 28th, from 10:00 a.m. to 2:00 p.m., the Village will participate in the US Drug Enforcement Administration's Drug Take Back Day. During the event, prescription and non-prescription drugs will be accepted. Please see the Village website for a list of accepted items.

### 3. MANAGER'S REPORT

Village Manager Knight thanked and congratulated members of the Fire Department for hosting an educational and engaging Open House on October

10<sup>th</sup>. The live demonstrations, interactive displays, tables, and personal exchanges provided a great opportunity to provide education and tips on fire safety. He thanked everyone who worked to put together the event.

Mr. Knight thanked the La Grange Police Department Officers that participated in the Trunk or Treat hosted by the Park District. This was yet another example of the excellent community engagement efforts being undertaken by Village staff.

Mr. Knight announced that on Friday, October 27 and Saturday, October 28, the Village Board and Management Team members will engage in the Village's strategic planning effort. This regularly occurring effort serves to create a plan for the next three years through establishing a vision and priorities for that period.

Mr. Knight reminded residents of the Village's backup prevention grant program. Through a partnership with Cook County and funds available through the American Rescue Plan Act, \$325,000 is available to support the program. Easy to fill out applications are available online, with up to \$3,000 is available for the installation of backflow devices and \$5,000 for overhead sewers. Those interested should visit the Village's website.

4. PUBLIC COMMENT REGARDING AGENDA ITEMS

None.

5. CONSENT AGENDA AND VOTE

A. A Resolution Authorizing the Execution of a Purchase Agreement with MacQueen Equipment, LLC for the Purchase of a Pierce Enforcer PUC Pumper

B. An Ordinance Amending Chapter 78 of the La Grange Code of Ordinances Regarding Parking Schedules

C. Minutes of the Village of La Grange Board of Trustees Regular Meeting, Monday, September 25, 2023

D. Consolidated Voucher 231009

E. Consolidated Voucher 231023

A motion was made by Trustee Augustine to approve the Consent Agenda, seconded by Trustee O'Brien.

Trustee Augustine stated that, in consideration of her relationship to the Village Prosecutor, she recused herself from each item on the voucher related to the Village Prosecutor.

Trustee Peterson asked how the Fire Department determines the expected life of a fire truck is it millage or years.

Fire Chief Steve Norvilas stated that the life expectancy of a fire truck is determined by its age. Chief Norvilas noted that once the new truck is in use, the old fire truck will be put on auction.

Approved by a roll call vote:

Ayes: Trustees Augustine, Gale, McGee, O'Brien, Peterson and Thompson

Nays: None

Absent: None

## 6. CURRENT BUSINESS

### A. FY 2022-23 Comprehensive Annual Financial Reports

Chairperson Pro Tem Gale asked Trustee Thompson to introduce the item. Trustee Thompson stated that the Annual Comprehensive Financial Report (ACFR) of the Village of LaGrange for the Fiscal Year May 1, 2022, to April 30, 2023, as prepared by the Finance Department and reviewed by auditors, Sikich LLP is presented. Sikich has rendered a clean opinion indicating that financial statements present fairly, in all material respects, the Village's financial position and results of its operations as of April 30, 2023. The FY 2022-23 Annual Comprehensive Financial Report was also posted on the Village website and copies of the audit report were made available for inspection at the La Grange Public Library, in the Village Clerk's office and in the Finance Department. The report will be submitted to the Government Finance Officers' Association to be considered for the Certificate of Achievement for Excellence in Financial Reporting, which the Village has received for the past twenty-seven years.

James King, Sikich LLC. was in attendance and presented a brief overview of the 2022-2023 audit report.

Chairperson Pro Tem Gale noted that no vote is required and the FY 2022-23 Comprehensive Annual Financial Reports will be accepted as presented.

## 7. PUBLIC COMMENT

Laura West, 100 block of Sunset, shared comments regarding flooding north of 47<sup>th</sup> Street.

Chairperson Pro Tem Gale thanked Ms. West.

8. TRUSTEE COMMENTS

Trustee Augustine asked if the engineering proposal would be complete in the Spring of 2024 and if it would offer any relief to the residents north of 47<sup>th</sup> Street.

Manager Knight confirmed that the proposal conducted by engineers is anticipated to be completed by the end of the year. The Village will then have the opportunity to consider some of the recommendations, prioritize, and budget appropriately. A presentation of the study's findings is also planned.

9. CLOSED SESSION

Chairperson Pro Tem Gale stated that it was the Village Board's intention to enter into Closed Session under Section 2(c)(5) of the Illinois Open Meetings Act to discuss the purchase or lease of real property for the use of the public body and Section 2(c)(11) to discuss pending, probable or imminent litigation. He stated that the Village Board will not reconvene in open session at the end of the closed session, as no formal action will occur.

At 8:08 p.m., a motion was made by Trustee Thompson to adjourn into Closed Session under Sections 2(c)(5) and 2(c)(11) of the Illinois Open Meetings Act, seconded by Trustee McGee.

Approved by a roll call vote:

Ayes: Trustees Augustine, Gale, McGee, O'Brien, Peterson and Thompson  
Nays: None  
Absent: None

10. ADJOURNMENT

At 9:06 p.m. Trustee Peterson made a motion to adjourn, seconded by Trustee Augustine. Approved by a voice vote.

ATTEST:

  
\_\_\_\_\_  
Paul Saladino, Village Clerk

  
\_\_\_\_\_  
Lou Gale, Village President Pro Tem

Approved On: November 13, 2023