



Libertarian Party of North Carolina
P.O. Box 28141
Raleigh NC 27611

November 24, 2020

Karen Brinson Bell
Executive Director
North Carolina State Board of Elections
PO Box 27255
Raleigh NC 27611-7255

Dear Director Bell,

The Libertarian Party candidate for President in 2020, Dr. Jo Jorgensen, was on the ballot in all 50 states, plus the District of Columbia. Please accept this letter and enclosed documentation as notification by the Libertarian Party of North Carolina that we comply with the requirements of G.S. 163-96(a)(3) and therefore should retain our status as a ballot-qualified party in North Carolina:

Any group of voters which shall have filed with the State Board of Elections documentation that the group of voters had a candidate nominated by that group on the general election ballot of at least seventy percent (70%) of the states in the prior Presidential election. To be effective, the group must file their documentation with the State Board of Elections before 12:00 noon on the first day of June preceding the day on which is to be held the first general State election in which the new political party desires to participate. The State Board of Elections shall forthwith verify the documentation filed with it and shall immediately communicate its determination to the State chair of the proposed new political party.

To support this application, we submit a link to the page on 39 official state websites, which show the Presidential candidates listed on their ballots in the November 3, 2020 General Election and a screenshot of those pages (Attachment 1).

Per email guidance from Kelly Tonrow (Attachment 2), we assert this documentation meets the criteria of "an official governmental body's recognition that the party's nominee was on the ballot in at least 35 states."

Also, please note that both Wikipedia (<https://bit.ly/35vtbEe>) and Ballotpedia (<https://bit.ly/3nsd6oK>), as well as several mainstream media outlets, report Dr. Jorgensen was on the ballot in all 50 states (Attachment 3).

We believe this documentation is sufficient to maintain our status as a recognized political party in North Carolina and negates any action required under G.S. 163-97 to terminate our status as a political party.

Please contact Brad Hessel at (919) 846-5227 if you have any questions or need additional information.

We ask you to communicate to us promptly to confirm the continuation of our status as a recognized political party in North Carolina.

Sincerely,

Donald Reid Deal Sr.
Secretary, Libertarian Party of North Carolina

RECEIVED

NOV 19 2020

STATE BOARD OF ELECTIONS

Received by Ernestine Watkins

Attachment 1: Links to State Election Websites & Page Screenshots

Attachment 1: Links to State Election Websites & Page Screenshots

URL LIST

Alabama

<https://www2.alabamavotes.gov/electionnight/statewideResultsByContest.aspx?ecode=1001090>

Alaska

<https://www.elections.alaska.gov/results/20GENR/data/sovc/ElectionSummaryReportRPT16.pdf>

Arizona

<https://results.arizona.vote/#/featured/18/0>

California

<https://electionresults.sos.ca.gov/returns/president>

Colorado

<https://results.enr.clarityelections.com/CO/105975/web.264614/#/summary>

Connecticut

<https://ctemspublic.pcctg.net/#/home>

Delaware

<https://elections.delaware.gov/results/html/index.shtml?electionId=GE2020>

Georgia

<https://results.enr.clarityelections.com/GA/105369/web.264614/#/summary>

Hawaii

<https://elections.hawaii.gov/wp-content/results/histatewide.pdf>

Idaho

https://www.livevoterturnout.com/Idaho/LiveResults/1/en/Index_113.html

Indiana

<https://enr.indianavoters.in.gov/site/index.html>

Kansas

https://ent.sos.ks.gov/kssos_ent.html

Kentucky

<https://results.enr.clarityelections.com/KY/106379/web.264614/#/summary>

Louisiana

<https://voterportal.sos.la.gov/graphical>

Maryland

https://elections.maryland.gov/elections/2020/results/General/gen_results_2020_4_001-.html

Michigan

https://mielections.us/election/results/2020GEN_CENR.html

Minnesota

<https://electionresults.sos.state.mn.us/Results/Index?ersElectionId=136&scenario=President&electionDate=11%2F3%2F2020%2012%3A00%3A00%20AM>

Missouri

<https://enr.sos.mo.gov/>

Montana

<https://electionresults.mt.gov/resultsSW.aspx?type=FED&map=CTY>

Nebraska

<https://sos.nebraska.gov/sites/sos.nebraska.gov/files/doc/elections/2020/FINAL-Statewide-Candidates-List-9-11-2020.pdf>

Nevada

<https://nvsostst.nv.gov/sos/elections/election-information/2020-election/2020-general-election>

New Hampshire

<https://sos.nh.gov/elections/elections/election-results/2020/general-election/>

New York

<https://nyenr.elections.ny.gov/>

North Carolina

https://er.ncsbe.gov/?election_dt=11/03/2020&county_id=0&office=FED&contest=1373

North Dakota

<https://results.sos.nd.gov/ResultsSW.aspx?text=All&type=SW&map=CTY>

Oklahoma

<https://results.okelections.us/OKER/?elecDate=20201103>

Oregon

<https://results.oregonvotes.gov/resultsSW.aspx?type=FED&map=CTY>

Pennsylvania

<https://electionreturns.pa.gov/>

Rhode Island

https://www.ri.gov/election/results/2020/general_election/

South Carolina

<https://www.enr-scvotes.org/SC/106502/Web02-state.264691/#/?undefined>

South Dakota

<https://vip.sdsos.gov/candidatelist.aspx?eid=422>

Tennessee

<https://elections.tn.gov/results.php?ByOffice=United%20States%20President>

Texas

<https://results.texas-election.com/races>

Utah

<https://electionresults.utah.gov/elections/federal>

Vermont

<https://electionresults.vermont.gov/Index.html#/federal>

https://sos.vermont.gov/media/p0xlx0lt/winnerlisting_2020.pdf

Virginia

<https://results.elections.virginia.gov/vaelections/2020%20November%20General/Site/Presidential.html>

Washington

<https://results.vote.wa.gov/results/20201103/president-vice-president.html>

West Virginia

<https://services.sos.wv.gov/apps/elections/candidate-search/>

Wyoming

https://sos.wyo.gov/Elections/Docs/2020/Results/General/2020_General_Statewide_Candidates_Summary.pdf

Alabama

<https://www2.alabamavotes.gov/electionnight/statewideResultsByContest.aspx?ecode=1001090>



Unofficial Election Night Results

You may browse through the unofficial statewide election results listed below.

[Statewide Results](#) [County Results](#) [Export Data](#)

2020 GENERAL ELECTION STATEWIDE RESULTS





Total Ballots Cast: 2,306,587 Total Registered Voters: 3,708,804

Voter Turnout: 62.19% Counties Reported: 67 of 67

Last Updated: 11/04/2020 03:20:13 PM

The election results presented on these pages are unofficial and presented as a courtesy of the Alabama Secretary of State and Alabama's Probate Judges. The accuracy of the election results is the responsibility of the Probate Judge for each county reporting.

PRESIDENT AND VICE PRESIDENT OF THE UNITED STATES

		Percent	Votes
Joseph R. Biden (DEM)		36.45%	837,376
Donald J. Trump (REP)		62.15%	1,427,820
Jo Jorgensen (IND)		1.08%	24,886
Write-In		0.31%	7,213

Alaska

<https://www.elections.alaska.gov/results/20GENR/data/sovc/ElectionSummaryReportRPT16.pdf>

2020 GENERAL ELECTION

Election Summary Report

November 3, 2020

UNOFFICIAL RESULTS

Precincts Reported: 441 of 441 (100.00%)

Registered Voters: 337,830 of 595,647 (56.72%)

Ballots Cast: 337,830

U.S. President / Vice President

Precincts Reported: 441 of 441 (100.00%)

		Total	
Times Cast		337,830 / 595,647	56.72%
Candidate	Party	Total	
Biden, Joseph R. Jr. / Harris, Kamala D.	DEM	142,569	42.42%
Blankenship, Don / Mohr, William	CON	1,025	0.30%
De La Fuente, Rocque "Rocky" / Richardson, Darcy G.	ALI	289	0.09%
Janos, James G. "Jesse entura" / McKinney, Cynthia	GRN	2,452	0.73%
Jorgensen, Jo / Cohen, Jeremy "Spike"	LIB	8,155	2.43%
Pierce, Brock / Ballard, Karla	NOM	757	0.23%
Trump, Donald J. / Pence, Michael R.	REP	179,064	53.28%
Write-in		1,791	0.53%
Total Votes		336,102	
		Total	

U.S. Senator

Precincts Reported: 441 of 441 (100.00%)

		Total	
Times Cast		337,830 / 595,647	56.72%
Candidate	Party	Total	
Gross, Al	DEM	135,955	40.89%
Howe, John Wayne	AIP	15,503	4.66%
Sullivan, Dan	REP	180,484	54.28%
Write-in		556	0.17%
Total Votes		332,498	
		Total	

Arizona

<https://results.arizona.vote/#/featured/18/0>

2020 General Electic

Tuesday, November 3, 2
Unofficial Res[Featured \(\)](#) [My Races \(\)](#) [Federal \(\)](#) [State \(\)](#) [Legislative \(\)](#) [Judicial \(\)](#) [Ballot Measure \(\)](#)

FEATURED RACES

President of the United States ★

[View All](#)

4 Year Term | Elect 1

Choice

Votes

Percent



Biden, Joseph (DEM)

1,672,054

49.39%



Trump, Donald J. (REP)

1,661,677

49.09%



Jorgensen, Jo (LBT)

51,465

1.52%



U.S. Senator ★

[View All](#)

2 Year Term | Elect 1

Choice

Votes

Percent



Kelly, Mark (DEM)

1,716,377

51.17%



McSally, Martha (REP)

1,637,651

48.83%



Proposition 207 ★

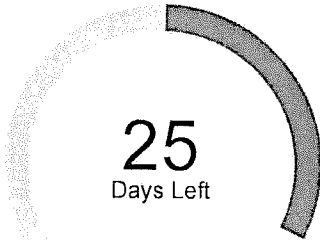
[View All](#)

THE LAW WOULD ALLOW LIMITED MARIJUANA POSSESSION, USE, AND CULTIVATION BY ADULTS 21 OR OLDER; AMEND CRIMINAL PENALTIES FOR MARIJUANA POSSESSION; BAN SMOKING MARIJUANA IN PUBLIC; IMPOSE A 16% EXCISE TAX ON MARIJUANA SALES TO FUND PUBLIC PROGRAMS; AUTHORIZE STATE/LOCAL

California

<https://electionresults.sos.ca.gov/returns/president>

President - Statewide Results



Unofficial Election Results

Results will be certified by December 11, 2020.

To view the total unprocessed ballots, visit the
Unprocessed Ballots Report (<http://vote.sos.ca.gov/unprocessed-ballots-status>) (updates daily after 5:00 p.m.)

Election results will change throughout the canvass period as vote-by-mail ballots, provisional ballots (including conditional voter registration provisional ballots), and other ballots are tallied.

County Results

Other Links

[Statewide Map \(/returns/maps/president\)](#)

Candidate

Joseph R. Biden

(Party Preference: DEM)

Votes

10,758,123

Percent

63.8%

*

Candidate

Donald J. Trump

(Party Preference: REP)

Votes

5,748,735

Percent

34.1%

Candidate

Roque "Rocky" De La Fuente Guerra

(Party Preference: AI)

Votes

56,663

Percent

0.3%

Candidate

Howie Hawkins

(Party Preference: GRN)

Votes

77,599

Percent

0.5%

Candidate

Jo Jorgensen

(Party Preference: LIB)

Votes

179,350

Percent

1.1%

Candidate

Gloria La Riva
(Party Preference: P&F)

Votes

48,144

Percent

0.3%

* Incumbent

»» Political Parties and Abbreviations

(<http://vote.sos.ca.gov/frequently-asked-questions#party-list>)

County Results

Statewide (<http://vote.sos.ca.gov/returns/president>) ,

Alameda (<http://vote.sos.ca.gov/returns/president/county/alameda>) ,

Alpine (<http://vote.sos.ca.gov/returns/president/county/alpine>) ,

Amador (<http://vote.sos.ca.gov/returns/president/county/amador>) ,

Butte (<http://vote.sos.ca.gov/returns/president/county/butte>) ,

Calaveras (<http://vote.sos.ca.gov/returns/president/county/calaveras>) ,

Colusa (<http://vote.sos.ca.gov/returns/president/county/colusa>) ,

Contra Costa (<http://vote.sos.ca.gov/returns/president/county/contra-costa>) ,

Del Norte (<http://vote.sos.ca.gov/returns/president/county/del-norte>) ,

El Dorado (<http://vote.sos.ca.gov/returns/president/county/el-dorado>) ,

Fresno (<http://vote.sos.ca.gov/returns/president/county/fresno>) ,

Glenn (<http://vote.sos.ca.gov/returns/president/county/glenn>) ,

Humboldt (<http://vote.sos.ca.gov/returns/president/county/humboldt>) ,

Imperial (<http://vote.sos.ca.gov/returns/president/county/imperial>) ,

Inyo (<http://vote.sos.ca.gov/returns/president/county/inyo>) ,

Kern (<http://vote.sos.ca.gov/returns/president/county/kern>) ,

Kings (<http://vote.sos.ca.gov/returns/president/county/kings>) ,

Lake (<http://vote.sos.ca.gov/returns/president/county/lake>) ,

Lassen (<http://vote.sos.ca.gov/returns/president/county/lassen>) ,

Los Angeles (<http://vote.sos.ca.gov/returns/president/county/los-angeles>) ,

Madera (<http://vote.sos.ca.gov/returns/president/county/madera>) ,

Marin (<http://vote.sos.ca.gov/returns/president/county/marin>) ,

Mariposa (<http://vote.sos.ca.gov/returns/president/county/mariposa>) ,

Mendocino (<http://vote.sos.ca.gov/returns/president/county/mendocino>) ,

Merced (<http://vote.sos.ca.gov/returns/president/county/merced>) ,

Colorado

<https://results.enr.clarityelections.com/CO/105975/web.264614/#/summary>

November 3, 2020 2020 General Election

[RESULTS](#)[SELECT COUNTY](#)[VIEW ALL RESULTS PAGES](#) ★ 0[COUNTIES REPORTING](#)[COUNTIES](#)

Unofficial Results

This page of the Secretary of State's Election Night Reporting system is devoted to, and aggregates, the results in state contests and local contests only if they are shared by or appear on the ballot in more than one county.

If a local ballot contest does not appear on the ballot in more than one county, the results do not appear on this page. To see results for all ballot contests in a particular county, click on the "COUNTIES REPORTING" tab and then click on the name of the county that interests you. The individual county pages show results for ballots cast within that county only, and those results are not aggregated with the results of other counties if the contest appears on the ballot in more than one county.

RESULTS

Last updated 📅 Friday, November 13, 2020, 8:32:50 PM (2 days ago)

★ (0)

☆ Federal Contests

★ Presidential Elections
November 3, 2020



Counties Reporting **64/64**

Votes

Joseph R. Biden / Kamala D. Harris	1,803,921
Donald J. Trump / Michael R. Pence	1,364,202
Don Blankenship / William Mohr	5,059
Bill Hammons / Eric Bodenstab	2,729
Howie Hawkins / Angela Nicole Walker	8,981
Blake Huber / Frank Atwood	355
Jo Jorgensen / Jeremy "Spike" Cohen	52,427
Brian Carroll / Amar Patel	2,514
Mark Charles / Adrian Wallace	2,007
Phil Collins / Billy Joe Parker	568
Roque "Rocky" De La Fuente / Darcy G. Richardson	636
Dario Hunter / Dawn Neptune Adams	379
Princess Khadijah Maryam Jacob-Fambro / Khadijah Maryam Jacob Sr.	495
Alyson Kennedy / Malcolm Jarrett	354
Joseph Kishore / Norissa Santa Cruz	196
Kyle Kenley Kopitke / Nathan Re Vo Sorenson	762
Gloria La Riva / Sunil Freeman	1,035
Joe McHugh / Elizabeth Storm	614
Brock Pierce / Karla Ballard	572

 Jordan "Cancer" Scott / Jennifer Tepool	175
 Kanye West / Michelle Tidball	8,080
	3,256,061

★ **United States Senator**
 District 1

Counties Reporting **64/64** Votes

 John W. Hickenlooper	1,730,722
 Cory Gardner	1,429,085
 Daniel Doyle	9,817
 Stephan "Seku" Evans	8,965
 Raymon Anthony Doane	56,219
	3,234,808

★ **Representative to the 117th United States Congress - District 1**
 District 1

Counties Reporting **3/3** Votes

 Shane Bolling	105,954
 Diana DeGette	331,624
 Paul Noel Fiorino	2,524
 Jan Kok	1,441
 Kyle Furey	8,749
	450,292



★ **Representative to the 117th United States Congress - District 2**
 District 2

Counties Reporting **10/10** Votes

 Joe Neguse	316,916
 Charlie Winn	182,539
 Thom Atkinson	13,656
 Gary Swing	2,533
	515,644

★ **Representative to the 117th United States Congress - District 4**
 District 4

Counties Reporting **29/29** Votes

 Lauren Boebert	220,502
 Diane E. Mitsch Bush	193,980
 John Ryan Keil	10,276
 Critter Milton	4,260
	429,018

★ **Representative to the 117th United States Congress - District 5**
 District 5

Counties Reporting **22/22** Votes

 Ike McCorkle	173,940
--	---------

Connecticut

<https://ctemspublic.pcctg.net/#/home>

ELECTION CENTER

Select Election:

11/03/2020 -- Presidential Election

▼ 2020 Presidential Election


[Legislative Districts by Town](#)

UNOFFICIAL RESULTS

Results unofficial and may not yet include
absentee ballots.

Last Updated on: 11 / 15 / 2020 4:13:53 PM
Next Update on: 11 / 15 / 2020 4:16:53 PM

Statewide



STATEWIDE REPORTING STATISTICS

Registered Voters Reported: 2,334,979
Towns Partially Reported: 0 of 169
Precincts Reported: 754 of 754 (100%)
Voters Checked Reported: 1,860,424
Towns Completely Reported: 169 of 169
Voter Turnout (%): 79.68

Summary

Voter Turnout

Districts

Reports

PRESIDENTIAL ELECTORS FOR (Click here for full race results)

CANDIDATE PARTY / NAME	VOTES	VOTES %
Biden and Harris	1,080,492	59.26%
Trump and Pence	714,613	39.19%
Jorgensen and Cohen	20,220	1.11%
Hawkins and Walker	7,533	0.41%
Carroll and Patel	214	0.01%
Charles and Wallace	11	0.00%
De La Fuente and Richardson	12	0.00%

Howard and Howard	12	0.00%
Klojzy and LeMay	0	0.00%
Simmons and Dow	2	0.00%
Simmons and Roze	22	0.00%
Weinstein and Weinstein	1	0.00%
Wells and Wells	6	0.00%
West and Tidball	241	0.01%

REPRESENTATIVE IN CONGRESS 01 (Click here for full race results)

CANDIDATE PARTY / NAME	VOTES	VOTES %
Connecticut 01		
John B. Larson	213,001	60.99%
Mary Fay	122,111	34.97%
John B. Larson	9,667	2.77%
Thomas E. McCormick	4,458	1.28%

REPRESENTATIVE IN CONGRESS 02 (Click here for full race results)

CANDIDATE PARTY / NAME	VOTES	VOTES %
Connecticut 02		
Joe Courtney	207,171	56.42%
Justin Anderson	140,340	38.22%
Joe Courtney	10,811	2.94%
Daniel Reale	3,901	1.06%
Cassandra Martineau	4,949	1.35%
John M. Traceski	9	0.00%

REPRESENTATIVE IN CONGRESS 03 (Click here for full race results)

CANDIDATE PARTY / NAME	VOTES	VOTES %
Connecticut 03		
Rosa L. DeLauro	194,121	56.13%
Margaret Streicker	131,481	38.02%

Delaware

<https://elections.delaware.gov/results/html/index.shtml?electionId=GE2020>



Delaware.gov

Agencies

News

Topics

Contact



NOTES:

- "Absentee Votes" includes both Absentee and Vote By Mail votes
- Click here to view Official Write-In Votes Report

Data as of November 11, 2020 2:45:36 pm

Statewide

By District

By Election
District

By County

By County W/
Wilmington

Filter Results

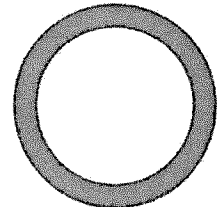
President and Vice President

President and Vice President

Candidate Name	Party Name	Machine Votes	Absentee Votes	Total Votes	Percentage
JOSEPH R. BIDEN JR. AND KAMALA D. HARRIS	Democratic Party	168,371	127,897	296,268	58.78 %
DONALD J. TRUMP AND MICHAEL R. PENCE	Republican Party	168,579	32,024	200,603	39.8 %
HOWIE HAWKINS AND ANGELA NICOLE WALKER	Green Party Of Delaware	1,427	712	2,139	0.42 %
JO JORGENSEN AND JEREMY "SPIKE" COHEN	Libertarian Party	3,761	1,239	5,000	0.99 %

U.S. Senator

Districts Reporting



439 of 439 Precincts Reporting

Voter Turnout



Georgia

<https://results.enr.clarityelections.com/GA/105369/web.264614/#/summary>

November 3, 2020

General Election

RESULTS

RESULTS BY COUNTY

MY FAVORITE RACES ★ (0)

Unofficial Results – Totals may not include all Absentee or Provisional Ballots

RESULTS

Last updated 🗳 Saturday, November 14, 2020, 9:43:12 AM (1 day ago)

★ (0)

★ President of the United States



Counties/Precincts Reporting 159/159

Votes

<input type="radio"/> Donald J. Trump (I) (Rep)	2,457,880
<input type="radio"/> Joseph R. Biden (Dem)	2,472,002
<input type="radio"/> Jo Jorgensen (Lib)	62,056
	4,991,938

★ US Senate (Perdue)



Counties/Precincts Reporting 159/159

Votes

<input type="radio"/> David A. Perdue (I) (Rep)	2,458,665
<input type="radio"/> Jon Ossoff (Dem)	2,372,086
<input type="radio"/> Shane Hazel (Lib)	114,891
	4,945,642

★ US Senate (Loeffler) - Special



Counties/Precincts Reporting 159/159

Votes

<input type="radio"/> Al Bartell (Ind)	14,624
<input type="radio"/> Allen Buckley (Ind)	17,939
<input type="radio"/> Doug Collins (Rep)	978,927
<input type="radio"/> John Fortuin (Grn)	15,279
<input type="radio"/> Derrick E. Grayson (Rep)	51,530
<input type="radio"/> Michael Todd Greene (Ind)	13,271
<input type="radio"/> Annette Davis Jackson (Rep)	44,257
<input type="radio"/> Deborah Jackson (Dem)	323,792
<input type="radio"/> Jamesia James (Dem)	94,299
<input type="radio"/> A. Wayne Johnson (Rep)	36,136
<input type="radio"/> Tamara Johnson-Shealey (Dem)	106,654
<input type="radio"/> Matt Lieberman (Dem)	135,873
<input type="radio"/> Kelly Loeffler (I) (Rep)	1,271,106

Hawaii

<https://elections.hawaii.gov/wp-content/results/histatewide.pdf>

President and Vice President			State Senator, Dist 22			State Representative, Dist 13		
(D) BIDEN / HARRIS	365,802	63.2%	(D) DELA CRUZ, Donovan	13,597	67.3%	(D) DECOITE, Lynn P.	7,717	64.1%
(R) TRUMP / PENCE	196,602	33.9%	(R) MILLER, John E.	5,748	28.5%	(A) KAPAKU, Theresa	1,999	16.6%
(L) JORGENSEN / COHEN	5,525	1.0%	Blank Votes:	847	4.2%	(R) VANDERPOOL, Robin	1,583	13.1%
(G) HAWKINS / WALKER	3,814	0.7%	Over Votes:	5	0.0%	Blank Votes:	742	6.2%
(AS) PIERCE / BALLARD	1,181	0.2%	State Senator, Dist 25			Over Votes:	5	0.0%
(C) BLANKENSHIP / MOHR	930	0.2%	(D) LEE, Chris	17,716	61.5%	State Representative, Dist 14		
Blank Votes:	4,923	0.9%	(R) KIM-MARSHALL, Kristina	9,556	33.2%	(D) NAKAMURA, Nadine K.	7,981	69.7%
Over Votes:	388	0.1%	Blank Votes:	1,525	5.3%	(R) MONAS, Steve	2,487	21.7%
U.S. Representative, Dist I			Over Votes:	6	0.0%	Blank Votes:	978	8.5%
(D) CASE, Ed	183,053	64.7%	State Representative, Dist 1			Over Votes:	2	0.0%
(R) CURTIS, Ron	71,094	25.1%	(D) NAKASHIMA, Mark M.	8,845	68.2%	State Representative, Dist 15		
Blank Votes:	28,847	10.2%	(R) SHIN, Lorraine Pualani	3,487	26.9%	(D) TOKIOKA, James Kunane	7,709	66.7%
Over Votes:	67	0.0%	Blank Votes:	636	4.9%	(R) YODER, Steve	2,879	24.9%
U.S. Representative, Dist II			Over Votes:	5	0.0%	Blank Votes:	965	8.3%
(D) KAHELE, Kaiali'i (Kai)	171,398	57.9%	State Representative, Dist 2			Over Votes:	6	0.1%
(R) AKANA, Joe	83,928	28.3%	(D) TODD, Christopher L.T.	9,545	77.3%	State Representative, Dist 16		
(L) TIPPENS, Michelle Rose	6,769	2.3%	(A) MCMACKIN, Devin Shaw, Sr.	1,587	12.9%	(D) MORIKAWA, Daynette (Dee)	7,329	66.2%
(A) HOOMANAWANUI, Jonathan	6,444	2.2%	Blank Votes:	1,210	9.8%	(R) DES, Ana Mo	2,609	23.6%
(N) BURRUS, Ron	2,650	0.9%	Over Votes:	4	0.0%	Blank Votes:	1,121	10.1%
(AS) GIUFFRE, John (Raghu)	661	0.2%	State Representative, Dist 3			Over Votes:	4	0.0%
Blank Votes:	24,046	8.1%	(D) ONISHI, Richard H.K.	8,221	66.7%	State Representative, Dist 17		
Over Votes:	208	0.1%	(R) HUGHES, Susan	3,163	25.7%	(R) WARD, Gene	9,276	61.1%
State Senator, Dist 2			Blank Votes:	936	7.6%	(D) KOGACHI, Keith	5,050	33.3%
(D) SAN BUENAVENTURA, Joy	14,215	67.8%	Over Votes:	5	0.0%	Blank Votes:	856	5.6%
(A) KA-IPO, Ron G.	4,690	22.4%	State Representative, Dist 4			Over Votes:	5	0.0%
Blank Votes:	2,054	9.8%	(D) ILAGAN, Greggor	7,795	65.8%	State Representative, Dist 18		
Over Votes:	6	0.0%	(R) CERMELJ, Hope (Alohalani)	1,940	16.4%	(D) HASHEM, Mark Jun	9,345	61.6%
State Senator, Dist 5			(A) HAUMEA, Desmon Antone	1,384	11.7%	(R) FORD, Lori	4,429	29.2%
(D) KEITH-AGARAN, Gil S. Coloma	13,888	60.1%	Blank Votes:	731	6.2%	Blank Votes:	1,398	9.2%
(R) KAJIWARA-GUSMAN, Christy	6,679	28.9%	Over Votes:	3	0.0%	Over Votes:	4	0.0%
(A) KEEN, Rynette Ipo	1,028	4.5%	State Representative, Dist 5			State Representative, Dist 19		
Blank Votes:	1,490	6.5%	(D) KAPELA, Jeanne	8,336	68.4%	(D) KOBAYASHI, Bertrand (Bert)	8,335	64.9%
Over Votes:	9	0.0%	(L) LAST, Michael L. (Mike)	1,636	13.4%	(N) PARRISH, Michael L. (Mike)	1,959	15.3%
State Senator, Dist 9			(A) DECKER, Citlalli Johanna	842	6.9%	(AS) CHEN, Wayne	573	4.5%
(D) CHANG, Stanley	19,096	58.8%	Blank Votes:	1,376	11.3%	Blank Votes:	1,963	15.3%
(R) SLOM, Sam M.	11,750	36.2%	Over Votes:	3	0.0%	Over Votes:	4	0.0%
Blank Votes:	1,622	5.0%	State Representative, Dist 9			State Representative, Dist 20		
Over Votes:	4	0.0%	(D) WOODSON, Justin H.	7,015	74.0%	(D) SAYAMA, Jackson	9,225	70.6%
State Senator, Dist 16 Vacancy			(A) CHRUPALYK, Kahala Jen	1,383	14.6%	(R) ALLEN, Julia E.	3,135	24.0%
(D) MISALUCHA, Bennette	11,500	48.4%	Blank Votes:	1,083	11.4%	Blank Votes:	693	5.3%
(R) KITASHIMA, Kelly Puamailani	10,326	43.4%	Over Votes:	5	0.1%	Over Votes:	6	0.0%
Blank Votes:	1,941	8.2%	State Representative, Dist 10			State Representative, Dist 22		
Over Votes:	8	0.0%	(D) MCKELVEY, Angus L.K.	5,837	56.2%	(D) TAM, Adrian	6,071	63.0%
State Senator, Dist 19			(R) BALINBIN, Kanamu	3,162	30.5%	(R) OCHS, Nicholas R.	2,864	29.7%
(R) FEVELLA, Kurt	12,332	56.4%	(A) GYLDSTRAND, Travis D.E.	606	5.8%	Blank Votes:	700	7.3%
(D) CABANILLA ARAKAWA, Rida	8,802	40.2%	Blank Votes:	768	7.4%	Over Votes:	4	0.0%
Blank Votes:	742	3.4%	Over Votes:	10	0.1%	State Representative, Dist 24		
Over Votes:	8	0.0%	State Representative, Dist 11			(D) BELATTI, Della Au	7,182	66.6%
State Senator, Dist 20			(D) WILDBERGER, Tina M.L.	7,659	64.0%	(A) SEXTON, Andy, Jr. (Umi)	2,118	19.7%
(D) GABBARD, Mike	13,951	63.9%	(A) GREENBERG, Howard E.	2,686	22.3%	Blank Votes:	1,475	13.7%
(L) BONOAN, Feena M.	6,160	28.2%	Blank Votes:	1,642	13.7%	Over Votes:	2	0.0%
Blank Votes:	1,701	7.8%	Over Votes:	2	0.0%			
Over Votes:	10	0.0%						

Idaho

https://www.livevoterturnout.com/Idaho/LiveResults/1/en/Index_113.html



State of Idaho
Elections
Department

2020 General Election

(<https://sos.idaho.gov/>)

UNOFFICIAL ELECTION RESULTS

COUNTIES REPORTING

100%



Not Reporting	0
Partially Reporting	0
Fully Reporting	44
Total Counties	44

Showing 110 of 110 contests

United States President

☒ United States President

<input type="checkbox"/> Donald J. Trump (REP)	554,118	63.89%	<div><div></div></div>
<input type="checkbox"/> Joseph R. Biden (DEM)	287,021	33.09%	<div><div></div></div>
<input type="checkbox"/> Don Blankenship (CON)	1,886	0.22%	<div><div></div></div>
<input type="checkbox"/> Jo Jorgensen (LIB)	16,404	1.89%	<div><div></div></div>
<input type="checkbox"/> Brock Pierce (IND)	2,808	0.32%	<div><div></div></div>
<input type="checkbox"/> Kanye West (IND)	3,632	0.42%	<div><div></div></div>
<input type="checkbox"/> Rocky "Rocky" De La Fuente (IND)	1,491	0.17%	<div><div></div></div>

United States Senator

☒ United States Senator

<input type="checkbox"/> Jim Risch (REP)	537,445	62.58%	<div><div></div></div>
<input type="checkbox"/> Paulette Jordan (DEM)	285,864	33.29%	<div><div></div></div>
<input type="checkbox"/> Ray J. Writz (CON)	10,188	1.19%	<div><div></div></div>
<input type="checkbox"/> Natalie M Fleming (IND)	25,329	2.95%	<div><div></div></div>

Indiana

<https://enr.indianavoters.in.gov/site/index.html>

<u>United States Representative, Sixth District</u>				<u>United States Representative, Seventh District</u>		<u>United States Representative, Eighth District</u>			
II <	R	GREG PENCE	225,031	D	ANDRÉ CARSON	176,422	R	LARRY D. BUCSHON	>
	D	JEANNINE LEE LAKE	90,891	R	SUSAN MARIE SMITH	106,146	D	E. THOMASINA MARSIL	

The top two candidates in terms of votes received are shown here. Additional candidates for this office can be found in the detailed views below.



Indiana Election Results

November 3, 2020

Complete unofficial results may not be available
election night; please check back.

For more information about the general, [click here](#) (Content/documents/ENR More Information General Electi...



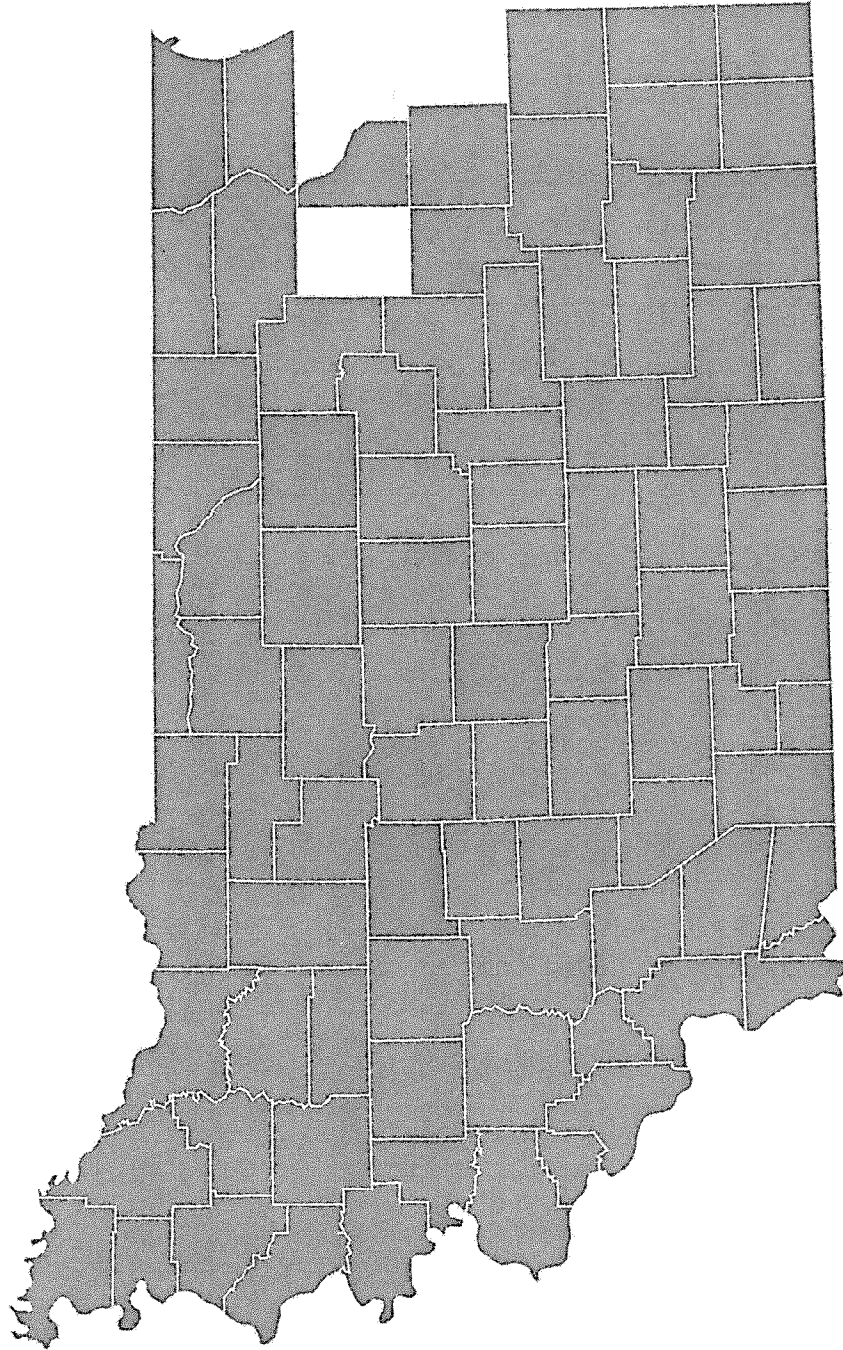
89.8%
of 5,167 Precincts Reporting



04:09

Next Update

Last Updated: Nov 15, 2020 12:00:54 PM



Presidential Electors for US President & VP

INDIANA STATE



Candidates

US President & Vice President

R	Donald J. Trump & Michael R. Pence	1,645,745	57.5%
D	Joseph R. Biden & Kamala D. Harris	1,158,319	40.5%
L	Jo Jorgensen & Jeremy (Spike) Cohen	56,224	2.0%
G	Howie Hawkins (W/I)	559	0.0%
Amer Solid	Brian Carroll (W/I)	402	0.0%
I	Shawn Howard (W/I)		0.0%

Kansas

https://ent.sos.ks.gov/kssos_ent.html

Kentucky

<https://results.enr.clarityelections.com/KY/106379/web.264614/#/summary>

2020 General Election

[RESULTS](#)[MY FAVORITE RACES ★ \(2\)](#)[COUNTIES REPORTING](#)[TURNOUT](#)

Unofficial Results

Kentucky's Election results will only include results by county for the 2020 General Election.

RESULTS

Last updated 📅 Tuesday, November 10, 2020, 9:51:22 AM (5 days ago)


★ (0)

★ President and Vice President of the United States (Vote #1)



Counties Reporting 120/120

Votes

 Donald J. TRUMP / Michael R. PENCE	1,326,418
 Joseph R. BIDEN / Kamala D. HARRIS	772,285
 Jo JORGENSEN / Jeremy 'Spike' COHEN	26,217
 Kanye WEST / Michelle TIDBALL	6,478
 Brock PIERCE / Karla BALLARD	3,598
	2,134,996

★ US Senator (Vote #2)



Counties Reporting 120/120

Votes

 Mitch McCONNELL	1,233,055
 Amy McGRATH	816,042
 Brad BARRON	85,349
	2,134,446

★ US Representative, 1st Congressional District (Vote #1)



Counties Reporting 35/35

Votes

 James R. COMER	246,308
 James RHODES	82,122
	328,430

★ US Representative, 2nd Congressional District (Vote #1)



Counties Reporting 21/21

Votes

 S. Brett GUTHRIE	255,728
--	---------

Louisiana

<https://voterportal.sos.la.gov/graphical>

Louisiana Secretary of State

Unofficial Results

Election Tues Nov 3 2020 ▼

Presidential

Presidential Electors

Early & Absentee Reporting - 64 of 64 parishes

Election Day Reporting - 3934 of 3934 precincts

	Votes
Joseph R. Biden, Kamala Harris Democratic	856,034
Jo Jorgensen, Jeremy Cohen Libertarian	21,645
Donald J. Trump, Michael Pence Republican	1,255,776
Brian Carroll, Amar Patel American Solidarity Party	2,497
Jade Simmons, Claudeliah Roze Becoming One Nation	1,626
President Boddie, Eric Stoneham C.U.P.	1,125
Don Blankenship, William Mohr Constitution Party	860
Brock Pierce, Karla Ballard Freedom and Prosperity	749
Tom Hoefling, Andy Prior Life, Liberty, Constitution	668
Gloria La Riva, Sunil Freeman Socialism and Liberation	987
Alyson Kennedy, Malcolm Jarrett Socialist Workers Party	536
Kanye West, Michelle Tidball The Birthday Party	4,897
Bill Hammons, Eric Bodenshtab Unity Party America	662

Unofficial Turnout: 69.4%

Total: 2,148,062

Maryland

https://elections.maryland.gov/elections/2020/results/General/gen_results_2020_4_001-.html

Maryland State Board of Elections

Unofficial 2020 Election results for President and Vice President of the United States

[Return to Election Result Index](#)

Last Updated 11/15/2020 01:37:20 AM

NR: not reported

[Go Back to Previous Election Results Page](#)

President and Vice President of the United States

Vote for 1

Results by County

This table may scroll left to right depending on the screen size of your device.

Name	Party	Early Voting	Election Day	By Mail	Prov.	Total	Percentage
Donald J. Trump and Michael Pence	Republican	453,221	249,060	238,541	14,913	955,735	32.7%
Joe Biden and Kamala Harris	Democratic	507,955	170,651	1,176,032	39,683	1,894,321	64.8%
Jo Jorgensen and Jeremy Spike Cohen	Libertarian	9,735	8,440	13,440	575	32,190	1.1%
Howie Gresham Hawkins and Angela Walker	Green	5,624	3,766	5,360	248	14,998	0.5%
Jerome M. Segal and John de Graaf	Bread and Roses	2,528	1,496	1,478	77	5,579	0.2%
Sharon Wallace and Karen M. Short (Write In)	Democratic	0	0	0	0	0	0.0%
Dennis Andrew Ball (Write In)	Other	1	0	0	0	1	0.0%
Barbara Bellar (Write In)	Other	3	0	2	0	5	0.0%
President Boddie (Write In)	Other	0	1	0	0	1	0.0%
Mary Ruth Caro Simmons and Sherrie Dow (Write In)	Other	NR	NR	NR	NR	0	0%
Brian Carroll (Write In)	Other	61	35	51	1	148	0.0%
Mark Charles and Adrian Wallace (Write In)	Other	4	2	8	0	14	0.0%
Phil Collins (Write In)	Other	NR	NR	NR	NR	0	0%

Roque "Rocky" De La Fuente (Write In)	Other	3	3	1	0	7	0.0%
Ryan Ehrenreich and Veronica Ehrenreich (Write In)	Other	NR	NR	NR	NR	0	0%
Randall Foltyniewkz (Write In)	Other	NR	NR	NR	NR	0	0%
Tom Hoefling and Andy Prior (Write In)	Other	3	2	3	0	8	0.0%
Shawn Howard (Write In)	Other	5	2	2	0	9	0.0%
Johnson Lee (Write In)	Other	NR	NR	NR	NR	0	0%
Susan B. Lochocki (Write In)	Other	NR	NR	NR	NR	0	0%
Brock Pierce and Karia Ballard (Write In)	Other	2	4	1	0	7	0.0%
Deborah Rouse and Sheila Cannon (Write In)	Other	1	0	1	0	2	0.0%
Peter W. Sherrill (Write In)	Other	0	2	0	0	2	0.0%
Jade Simmons and Claudeligh J. Roze (Write In)	Other	14	11	5	0	30	0.0%
Kasey Wells (Write In)	Other	2	0	0	0	2	0.0%
Kanye West (Write In)	Other	132	75	30	1	238	0.0%
Gloria La Riva and Sunil Freeman (Write In)	Unaffiliated	9	1	2	1	13	0.0%
Albert Raley (Write In)	Unaffiliated	6	5	5	0	16	0.0%
Benjamin Schwalb (Write In)	Unaffiliated	0	1	0	0	1	0.0%
Edward Shlikas (Write In)	Unaffiliated	NR	NR	NR	NR	0	0%
Other Write-Ins		4,676	3,384	10,674	264	18,998	0.7%

Michigan

https://mielections.us/election/results/2020GEN_CENR.html

Unofficial Results: These UNOFFICIAL results are posted here after each county has its unofficial results from all cities and townships. County websites often post partial unofficial results first. Some UNOFFICIAL totals change when county canvasses identify errors or make corrections. This is routine in every election and is a key role of Michigan's bipartisan boards of county canvassers. Click for more information.
(/support/redirs/mi_cenr_canvass_process.html)

President of the United States 4 Year Term (1) Position

83/83 Counties

		Votes	Percent
Democratic	Biden, Joseph R.	2,795,191	50.56%
Republican	Trump, Donald J.	2,649,084	47.92%
Libertarian	Jorgensen, Jo	60,344	1.09%
US Taxpayers	Blankenship, Don	7,216	0.13%
Green	Hawkins, Howie	13,696	0.25%
Natural Law	De La Fuente, Rocky	2,978	0.05%
Total Votes:		5,528,509	

United States Senator 6 Year Term (1) Position

83/83 Counties

		Votes	Percent
Democratic	Peters, Gary	2,725,700	49.85%
Republican	James, John	2,640,690	48.29%
US Taxpayers	Willis, Valerie L.	49,886	0.91%
Green	Squier, Marcia	38,842	0.71%
Natural Law	Dern, Doug	12,906	0.24%
Total Votes:		5,468,024	

1st District Representative in Congress 2 Year Term (1) Position

32/32 Counties

		Votes	Percent
Democratic	Ferguson, Dana	153,108	36.92%
Republican	Bergman, Jack	255,299	61.56%
Libertarian	Boren, Ben	6,290	1.52%
Total Votes:		414,697	

2nd District Representative in Congress 2 Year Term (1) Position

8/8 Counties

		Votes	Percent
Democratic	Berghoef, Bryan	153,690	38.18%
Republican	Huizenga, Bill	238,431	59.24%
Libertarian	Riekse, Max	5,282	1.31%
US Taxpayers	Van Sickle, Gerald T.	2,470	0.61%
Green	Creviere, Jean-Michel	2,642	0.66%
Total Votes:		402,515	

3rd District Representative in Congress 2 Year Term (1) Position

5/5 Counties

		Votes	Percent
Democratic	Scholten, Hillary	189,093	46.97%
Republican	Meijer, Peter	213,477	53.03%
Total Votes:		402,570	

4th District Representative in Congress 2 Year Term (1) Position

15/15 Counties

		Votes	Percent
Democratic	Hilliard, Jerry	120,802	32.37%
Republican	Moolenaar, John	242,621	65.00%
Libertarian	Canny, David	5,374	1.44%
Green	Slepr, Amy	4,448	1.19%
Total Votes:		373,245	

Minnesota

[https://electionresults.sos.state.mn.us/Results/Index?](https://electionresults.sos.state.mn.us/Results/Index?ersElectionId=136&scenario=President&electionDate=11%2F3%2F2020%2012%3A00%3A00%20AM)

[ersElectionId=136&scenario=President&electionDate=11%2F3%2F2020%2012%3A00%3A00%20AM](https://electionresults.sos.state.mn.us/Results/Index?ersElectionId=136&scenario=President&electionDate=11%2F3%2F2020%2012%3A00%3A00%20AM)

**OFFICE OF THE MINNESOTA
SECRETARY OF STATE STEVE SIMON**

[Español](#) [Hmoob](#) [Soomaali](#) [Tiếng Việt](#) [Русский](#) [中文](#) [ພາສາລາວ](#) [Afaan Oromo](#) [ខ្មែរ](#)
[አማርኛ](#)

Unofficial Results Tuesday, November 3, 2020

[Results Home](#) [Previous Page](#)

Counties Reporting: 87 of 87

Counties Complete: 87

Precincts Reporting in State: 100% 4,110 of 4,110

Last Updated: 11/13/20 4:45 PM

Voters Registered at 7AM: 3,589,653

Statewide Results for U.S. President & Vice President

U.S. President & Vice President

Party	Candidate	Totals	Pct
R	Donald J. Trump and Michael R. Pence	1,483,551	45.29%
DFL	Joseph R. Biden and Kamala Harris	1,716,207	52.39%
IA	Roque "Rocky" De La Fuente and Darcy Richardson	5,607	0.17%
GP	Howie Hawkins and Angela Walker	10,028	0.31%
IND	Kanye West and Michelle Tidball	7,934	0.24%
IND	Brock Pierce and Karla Ballard	5,650	0.17%
SLP	Gloria La Riva and Leonard Peltier	1,209	0.04%
SWP	Alyson Kennedy and Malcolm Jarrett	643	0.02%
LIB	Jo Jorgensen and Jeremy "Spike" Cohen	34,948	1.07%

Party	Candidate	Totals	Pct
WI	WRITE-IN	9,950	0.30%

© 2020 Office of the Minnesota Secretary of State - Terms & Conditions

The Office of the Secretary of State is an equal opportunity employer

☒ [Subscribe for email updates!](#)

Missouri

<https://enr.sos.mo.gov/>

All Results

Pick a County

Pick a Race

Elections Archives

All Results

State of Missouri - State of Missouri - General Election, November 03, 2020

Unofficial Results

as of 11/13/2020 5:51:41 PM

Choose election type: State of Missouri - General Election, November 03, 2020 ▼

Submit

Office/Candidate Name	Party	Votes	% of Votes
U.S. President and Vice President		3692 of 3692 Precincts Reported	
Donald J. Trump, Michael R. Pence	Republican	1,711,848	56.826%
Joseph R. Biden, Kamala D. Harris	Democratic	1,242,851	41.257%
Jo Jorgensen, Jeremy (Spike) Cohen	Libertarian	40,932	1.359%
Howie Hawkins, Angela Nicole Walker	Green	8,219	0.273%
Don Blankenship, William Mohr	Constitution	3,894	0.129%
WRITE-INS	Write-in	4,692	0.156%
Kasey Wells, Rachel Wells	Write-in	0	0.000%
Jade Simmons, Claudelia J. Roze	Write-in	0	0.000%
Brian Carroll, Amar Patel	Write-in	0	0.000%
Gloria LaRiva, Sunil Freeman	Write-in	0	0.000%
Total Votes:		3,012,436	
Governor		3692 of 3692 Precincts Reported	
Mike Parson	Republican	1,713,152	57.171%
Nicole Galloway	Democratic	1,216,192	40.587%
Rik Combs	Libertarian	48,843	1.630%
Jerome Howard Bauer	Green	17,117	0.571%
WRITE-INS	Write-in	1,220	0.041%
Arnie C. AC Dienoff	Write-in	0	0.000%
Theo (Ted) Brown Sr	Write-in	0	0.000%
Martin Lindstedt	Write-in	0	0.000%
Total Votes:		2,996,524	
Lieutenant Governor		3692 of 3692 Precincts Reported	
Mike Kehoe	Republican	1,724,050	58.483%
Alissia Canady	Democratic	1,141,225	38.713%
Bill Slantz	Libertarian	53,502	1.815%
Kelley Drago	Green	27,981	0.949%
WRITE-INS	Write-in	1,178	0.040%
Jeremy Gundel	Write-in	0	0.000%
Total Votes:		2,947,936	
Secretary of State		3692 of 3692 Precincts Reported	
John R. (Jay) Ashcroft	Republican	1,790,873	60.591%

Montana

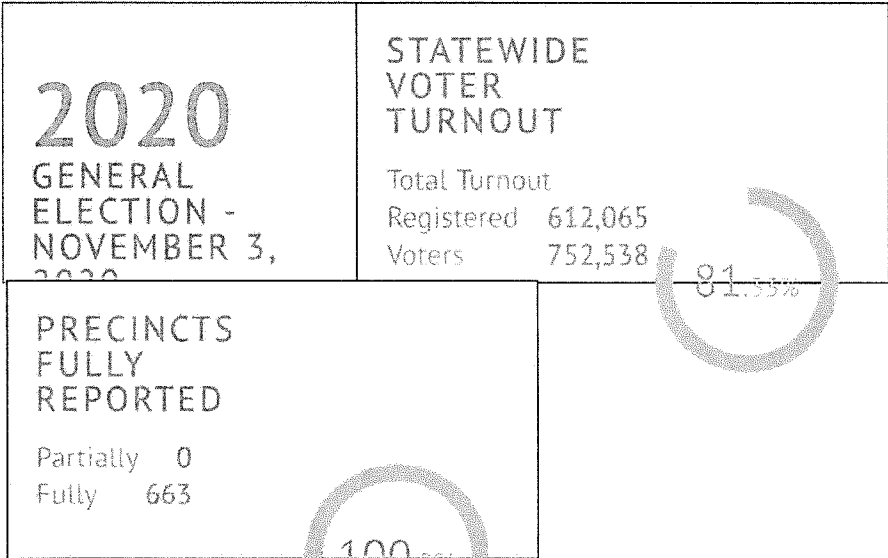
<https://electionresults.mt.gov/resultsSW.aspx?type=FED&map=CTY>



COREY STAPLETON
MONTANA SECRETARY OF
STATE

EXPORT

HOME MY TRACKED
CONTESTS




PRESIDENT

FOLLOW THIS CONTEST

PRECINCTS FULLY: 663 / 663 |
PARTIALLY: 0 / 663

EXPORT



TOTAL VOTES 603,636

MAP COUNTY RESULTS

Nebraska

<https://sos.nebraska.gov/sites/sos.nebraska.gov/files/doc/elections/2020/FINAL-Statewide-Candidates-List-9-11-2020.pdf>

Statewide Candidate List
List as of 9/11/2020 9:38:43 AM

For President and Vice President of the United States

District Name	Term	Party	Name	Address	Phone / Email	Preferred Mailing Address
	4	Republican	Donald J. Trump and Michael R. Pence (incumbent)			
	4	Democratic	Joseph R. Biden and Kamala D. Harris			
	4	Libertarian	Jo Jorgensen and Jeremy Cohen			

United States Senator

District Name	Term	Party	Name	Address	Phone / Email	Preferred Mailing Address
	6	Republican	Ben Sasse (incumbent)	1747 Laguna Dr. Fremont NE 68025	(402) 521-1919 taylor@teamsass e.com	P.O. Box 83978 Lincoln NE 68501
	6	Democratic	Chris Janicek	405 N. 40th St. Omaha NE 68131	(402) 730-9560	
	6	Libertarian	Gene Siadek	2320 S. 118th Ct. Omaha NE 68144	(402) 504-0722	

For Representative in Congress

District Name	Term	Party	Name	Address	Phone / Email	Preferred Mailing Address
---------------	------	-------	------	---------	---------------	---------------------------

Nevada

<https://nvsostst.nv.gov/sos/elections/election-information/2020-election/2020-general-election>

2020 General Election

*****NOTE: Check this page frequently for updates related to the 2020 general election.*****

BE ADVISED: Voters should not try to confirm the status of their mail ballot by attempting to vote in person after they have already voted by mail. ***Attempting to vote more than once in the same election is a serious crime that carries a penalty of up to 4 years in prison.***

Voters who want to check the status of their mail ballot can login to the Secretary of State's voter services website and confirm that their ballot has been received, or they can contact their county election office directly. Voters also have the option to sign up for a service that will send the voter an alert via text message or email when the voter's ballot has been received and counted.

New Information

- The Cybersecurity & Infrastructure Security Agency (CISA) has created a webpage to debunk misinformation related to the security of elections. You can view the webpage [here](#).
- Voters can now sign up for ballot tracking and ballot status alerts [here](#).
- Early voting, Election Day, and ballot drop-off locations by county can be found [here](#).
- There is a lot of misinformation circulating about the 2020 general election in Nevada. In order to educate voters and separate the facts from fiction, the Secretary of State has prepared a helpful document titled 2020 General Election Facts vs Myths. If you have heard things about the election but you're not sure if what you have heard is true, definitely check out this resource.

Candidates for the Office of the President of the United States

(filed with the Nevada SOS Office, 9/1/2020)

President	Vice-President	Party Affiliation
Trump, Donald J.	Pence, Michael R.	Republican
Biden, Joseph R.	Harris, Kamala D.	Democrat
Blankenship, Don	Mohr, William	Independent - American
Jorgensen, Jo	Cohen, Jeremy "Spike"	Libertarian

Election Overview

The 2020 general election, which will be held on **Tuesday, November 3**, will be a "hybrid" election. All active registered voters will be sent a ballot in the mail, but voters can choose to vote in person instead of casting a mail

New Hampshire

<https://sos.nh.gov/elections/elections/election-results/2020/general-election/>

	State of New Hampshire - General Election				
November 3, 2020	President and Vice-President of the United States				
Summary By Counties	Trump and Pence, r	Biden and Harris, d	Jorgensen and Cohen lib		
Belknap	20,899	16,894	598		
Carroll	16,150	16,649	422		
Cheshire	17,898	25,522	800		
Coos	8,617	7,640	258		
Grafton	19,905	33,180	881		
Hillsborough	104,625	122,344	3,972		
Merrimack	39,711	48,533	1,561		
Rockingham	95,858	100,064	2,876		
Strafford	30,489	41,721	1,386		
Sullivan	11,508	12,390	482		
TOTALS	365,660	424,937	13,236		
Belknap County	Trump and Pence, r	Biden and Harris, d	Jorgensen and Cohen lib		
Alton	2,420	1,438	45		
Barnstead	1,698	1,150	74		
Belmont	2,365	1,609	78		
Center Harbor	407	379	6		
Gilford	2,748	2,508	57		
Gilmanton	1,423	1,020	35		
Laconia Ward 1	976	773	23		
Laconia Ward 2	665	585	20		
Laconia Ward 3	617	824	22		
Laconia Ward 4	682	672	26		
Laconia Ward 5	608	440	28		
Laconia Ward 6	1,094	847	18		
Meredith	2,208	2,139	60		
New Hampton	810	697	27		
Sanbornton	1,134	875	36		
Tilton	1,044	938	43		
TOTALS	20,899	16,894	598		

New York

<https://nyenr.elections.ny.gov/>

NY State Board of Elections

New York State Unofficial Election Night Results

Welcome to the New York State Board of Elections Election Night Reporting Page. Please be advised that the polls in New York State close at 9 PM. It may take some time after 9 PM for results to begin to appear on this page. If a county has not yet uploaded their election results to this website or if you are looking for local election results, please contact the [county board of elections](#). Write-in results are shown in the aggregate. Individual names for write-ins are only published in the official results and only by the State Board if a write-in candidate is a winner.

Please note: County Boards of Elections have received a historically high number of absentee ballots for the November 3rd 2020 General Election due to the coronavirus pandemic. Unofficial election night results do not include the results of absentee ballot voting. The canvass of absentee ballots will begin after election day.

Statement on the Unofficial Nature of Election Night Results

The unofficial election night results displayed on this web site are based on the unofficial results reported to us by each County Board of Elections and as such, are posted on the web as a convenience to the public. New York State Election Law requires a complete recanvass of all votes cast on Election Day and the canvass of all valid absentee, special, and affidavit (provisional) ballots before any election results can be certified. Once all ballot counting tasks have been completed (usually within 15 days for a primary and within 25 days for a general election), each County Board certifies their respective election results pursuant to and in accordance with the applicable sections of New York State Election Law (see NYS Election Law, Sections 3-222, 9-200, 9-208). Those certifications are then sent to the State Board for aggregation, certification and publication/posting.

Contest

U.S. President

▼

Districts

Statewide

▼

County Breakdown

No

▼

Search

My Tracked Contests

11/09/2020

4:37:04 PM

☐ Auto Refresh

Election

General Election 2020

Select the checkbox to track the contest.

<input type="checkbox"/> U.S. President > All Counties (Active Registered Voters: 12,363,072)						Election Districts Reporting: 15,544 of 15,546	
Candidate	Party	Graph (by Party)	% (by Party)	Votes (by Party)	Graph (by Candidate)	% (by Candidate)	Votes (by Candidate)
Joseph R. Biden / Kamala D. Harris	DEM	[Bar]	50.93 %	3,404,361	[Bar]	55.33 %	3,698,632
	WOR	[Bar]	4.40 %	294,271			
Donald J. Trump / Michael R. Pence	REP	[Bar]	38.79 %	2,592,986	[Bar]	42.65 %	2,850,761
	CON	[Bar]	3.86 %	257,775			
Howie Hawkins / Angela Nicole Walker	GRE		0.35 %	23,339		0.35 %	23,339
Jo Jorgensen / Jeremy Cohen	LBT		0.72 %	47,919		0.72 %	47,919
Brock Pierce / Karla Ballard	IND		0.26 %	17,711		0.26 %	17,711
Blank			0.35 %	23,074		0.35 %	23,074
Void			0.08 %	5,211		0.08 %	5,211
Write-in			0.27 %	18,196		0.27 %	18,196
Total Votes							6,684,843

North Carolina

https://er.ncsbe.gov/?election_dt=11/03/2020&county_id=0&office=FED&contest=1373

11/03/2020 UNOFFICIAL LOCAL ELECTION RESULTS - STATEWIDE

Text Size: A A | Options | Downloads

Criteria

Election: 11/03/2020

County: STATE

Office: FEDERAL

Contest: US PRESIDENT



Display Results

Refresh

Statewide Info

Last County Submit:

November 14, 2020 9:22 am

Last County Upload:

November 15, 2020 1:23 pm

Precincts Reported:

100.00% (2,662 out of 2,662)

100.00%

Ballots Cast:

75.32% (5,543,639 out of 7,359,798)

75.32%

Display County Status

US PRESIDENT (VOTE FOR 1)

Precincts Reported: 2662 of 2662

NAME ON BALLOT	PARTY	BALLOT COUNT	PERCENT
Donald J. Trump	REP	2,757,112	49.92%
Joseph R. Biden	DEM	2,683,787	48.60%
Jo Jorgensen	LIB	48,671	0.88%
Write-In (Miscellaneous)		13,194	0.24%
Howie Hawkins	GRE	12,190	0.22%
Don Blankenship	CST	7,547	0.14%

North Dakota

<https://results.sos.nd.gov/ResultsSW.aspx?text=All&type=SW&map=CTY>



North Dakota Election Officials
County Auditors and Secretary of State

UNOFFICIAL 2020 GENERAL ELECTION RESULTS

November 3, 2020
Results last updated: 11/12/2020 1:06:14 PM

STATEWIDE TURNOUT

Voter Turnout 364,251
Eligible Voters 581,379

62.65%

PRECINCTS REPORTED

Precincts Partially 0
Precincts Fully 422
Total Precincts 422

100%

Statewide Results

EXPORT PAGE

President & Vice-President of the United States

Vote For 1

Precincts Fully: 422 / 422 | Partially: 0 / 422

Track this Contest


EXPORT



Trump and Pence ✓ Republican	235,595	65.11%
Biden and Harris Democratic-NPL	114,902	31.76%
Jorgensen and Cohen Libertarian	9,393	2.60%
Write-in	1,929	0.53%

TOTAL VOTES 361,819

Bar Graph | Map



PRESIDENTIAL ELECTORS

COUNTY

TOP

Representative in Congress

Vote For 1

Precincts Fully: 422 / 422 | Partially: 0 / 422

Track this Contest


EXPORT



Kelly Armstrong ✓ Republican	245,229	68.96%
Zach Raknerud Democratic-NPL	97,970	27.55%
Steven James Peterson Libertarian	12,024	3.38%
Write-in	375	0.11%

TOTAL VOTES 355,598

Bar Graph | Map



COUNTY

TOP

Oklahoma

<https://results.okelections.us/OKER/?elecDate=20201103>

NOVEMBER 03
2020

STATEWIDE TURNOUT



69.34%

CLACK COUNTY STATE & LOCAL ELECTIONS
Official Results

Select an Office

▼

Statewide

FOR ELECTORS FOR PRESIDENT AND VICE PRESIDENT



1948 of 1948 (100.00%)
Electors for
President and Vice President

[Favorite](#)

[Print](#)

[Share](#)

Candidate Choice	Absentee Mail	Early Voting	Election Day	Total Votes	
DONALD J. TRUMP MICHAEL R. PENCE (REP)	111,171	100,186	796,923	1,020,280	52.3%
JO JORGENSEN JEREMY SPIKE COHEN (LIB)	4,615	1,548	18,568	24,731	1.2%
JOSEPH R. BIDEN KAMALA D. HARRIS (DEM)	163,046	55,808	285,036	503,890	25.3%
JADE SIMMONS CLAUDELIAH J. ROZE (IND)	797	236	2,621	3,654	0.2%
KANYE WEST MICHELLE TIDBALL (IND)	707	270	4,620	5,597	0.3%
BROCK PIERCE KARLA BALLARD (IND)	540	137	1,861	2,547	0.1%
Total	280,885	167,185	1,112,629	1,560,699	

FOR CORPORATION COMMISSIONER



1948 of 1948 (100.00%)
Electors for
Corporation Commissioner

[Favorite](#)

[Print](#)

[Share](#)

Candidate Choice	Absentee Mail	Early Voting	Election Day	Total Votes	
TODD HIETT (REP)	152,676	117,089	830,259	1,100,024	56.2%
TODD HAGOPIAN (LIB)	91,848	36,818	216,772	345,436	17.2%
Total	244,522	153,907	1,047,031	1,445,460	

FOR UNITED STATES SENATOR



1948 of 1948 (100.00%)
Electors for
United States Senator

[Favorite](#)

[Print](#)

[Share](#)

Candidate Choice	Absentee Mail	Early Voting	Election Day	Total Votes	
JIM INHOFE (REP)	111,687	105,897	761,556	979,140	50.4%
ROBERT MURPHY (LIB)	4,269	2,353	27,813	34,435	1.8%
ABBY BROYLES (DEM)	160,376	55,942	293,445	509,763	26.5%
JOAN FARR (IND)	2,772	1,725	17,155	21,652	1.1%
A. D. NESSBIT (IND)	1,742	800	8,629	11,371	0.6%
Total	280,846	166,717	1,108,798	1,556,361	

Oregon

<https://results.oregonvotes.gov/resultsSW.aspx?type=FED&map=CTY>



Bev Clarno

OREGON SECRETARY OF STATE

HOME

MY TRACKED
CONTESTS

EXPORT



UNOFFICIAL

GENERAL ELECTION
NOVEMBER 3, 2020

STATEWIDE VOTER TURNOUT (details)

Ballots Received	2,411,802
Registered Voters	2,949,458

81.77%

Results last updated: 11/12/2020 4:56 PM PT

PRESIDENT AND VICE PRESIDENT

Follow this contest



DONALD J TRUMP / MICHAEL R PENCE REPUBLICAN	40.34%	949,572
JOSEPH R BIDEN / KAMALA D HARRIS DEMOCRAT	56.49%	1,329,549
JO JORGENSEN / JEREMY (SPIKE) COHEN LIBERTARIAN	1.74%	40,930
HOWIE HAWKINS / ANGELA WALKER PACIFIC GREEN	0.50%	11,663
DARIO HUNTER / DAWN NEPTUNE ADAMS PROGRESSIVE	0.21%	4,921
WRITE-IN	0.72%	17,026
TOTAL VOTES		2,353,687

MAP

COUNTY RESULTS

US SENATOR

Follow this contest



JO RAE PERKINS REPUBLICAN	39.31%	904,689
JEFF MERKLEY DEMOCRAT, INDEPENDENT, WORKING FAMILIES	56.95%	1,310,753
IBRAHIM A TAHER PACIFIC GREEN, PROGRESSIVE	1.81%	41,654
GARY DYE LIBERTARIAN	1.83%	42,100
WRITE-IN	0.11%	2,465
TOTAL VOTES		2,301,661

MAP

COUNTY RESULTS

US REPRESENTATIVE, 1ST DISTRICT

Follow this contest



Pennsylvania

<https://electionreturns.pa.gov/>

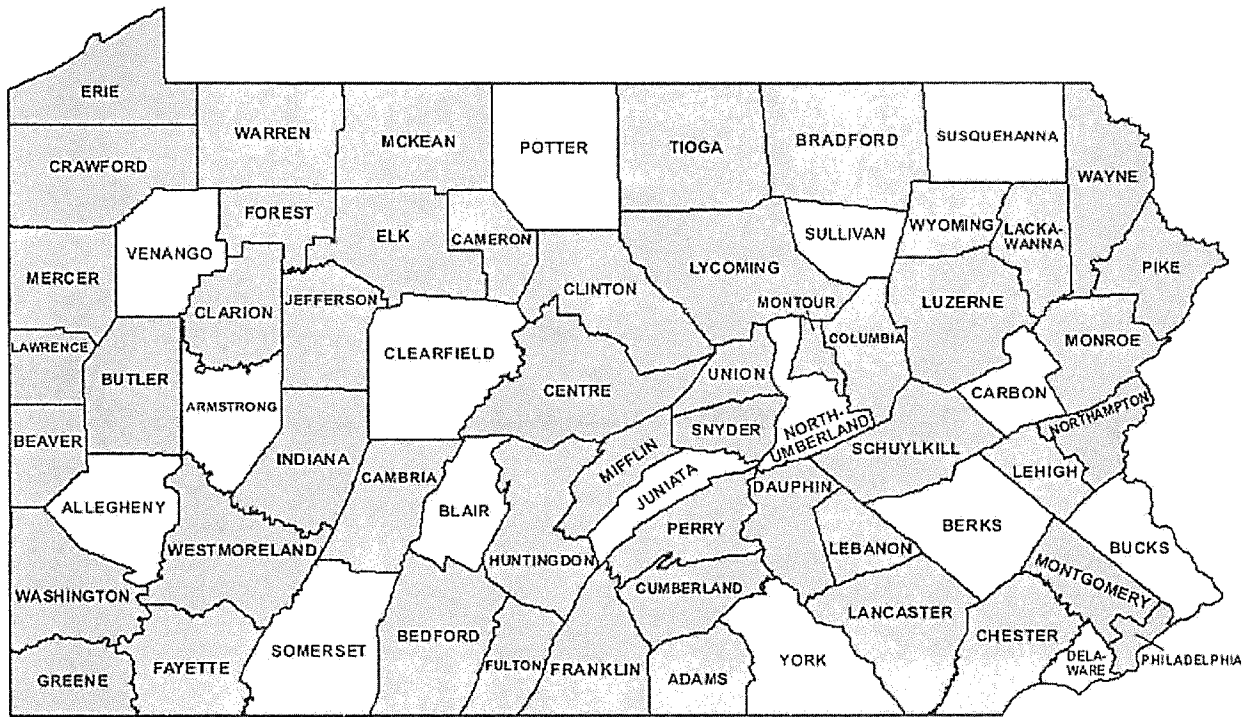


2020 Presidential Election

Tuesday, November 3, 2020

Unofficial Returns

Statewide



Copyright 2005 digital-topo-maps.com

Important notice: to track counting progress of mail-in and absentee ballots, in person ballots, and provisional ballots, please visit [votespa.com/counting](https://www.votespa.com/counting) (<https://www.votespa.com/counting>).

Please note: this website displays partial results that will be updated by the counties throughout the ballot canvass. To track progress on ballots that have been counted and ballots remaining to be counted, please continue to visit [votespa.com/counting](https://www.votespa.com/counting) (<https://www.votespa.com/counting>).

Filter Options

President of the United States

County Breakdown

☒ President of the United States

☐ Attorney General

BIDEN, JOSEPH ROBINETTE JR
(DEM)

49.86%

Votes: 3,405,588

☐ Auditor

☐ General

☐ State

☐ Treasurer

Election Day : 1407620

Mail : 1975178

Provisional : 22540

⚠ Please note: for counting progress of ballots, including mail-in ballots, visit [votespa.com/counting](https://www.votespa.com/counting) (<https://www.votespa.com/counting>).

TRUMP, DONALD J.

(REP)

48.99%

Votes: 3,346,035

Election Day : 2728865

Mail : 590977

Provisional : 25601

Runningmate: MICHAEL R PENCE

JORGENSEN, JO

(LIB)

1.15%

Votes: 78,493

Election Day : 53270

Mail : 24565

Provisional : 643

Runningmate: JEREMY SPIKE COHEN

[Back to Top](#)

Last Updated Time: Nov 13, 2020 6:23:02 PM

Rhode Island

https://www.ri.gov/election/results/2020/general_election/

2020 General Election

Statewide summary

Unofficial results: Updated November 13, 2020 04:48 PM
460 of 460 precincts reporting (100%)

Show ballot breakout

Presidential Electors For:

Candidate	Total votes	Pct
Joseph R. Biden (DEM)	307468	59.4%
Donald J. Trump (REP)	199915	38.6%
Jo Jorgensen (Lib)	5053	1.0%
WRITE-IN	2759	0.5%
Roque "Rocky" De La Fuente (All)	923	0.2%
Gloria La Riva (S&L)	847	0.2%
Brian Carroll (AS)	767	0.1%

Senator in Congress

Candidate	Total votes	Pct
John F. Reed (DEM)	328554	66.5%
Allen R. Waters (REP)	164852	33.4%
WRITE-IN	833	0.2%

Representative in Congress District 1

Candidate	Total votes	Pct
David N. Cicilline (DEM)	158541	70.8%
Frederick Wysocki (Ind)	35455	15.8%
Jeffrey Edward Lemire (Ind)	28297	12.6%
WRITE-IN	1553	0.7%

Representative in Congress District 2

Candidate	Total votes	Pct
James R. Langevin (DEM)	154078	58.2%
Robert B. Lancia (REP)	109891	41.5%
WRITE-IN	577	0.2%

1. CHANGING THE OFFICIAL NAME OF THE STATE

Candidate	Total votes	Pct
Approve	247247	53.1%
Reject	218170	46.9%

South Carolina

<https://www.enr-scvotes.org/SC/106502/Web02-state.264691/#/?undefined>

STATE OF SOUTH CAROLINA

ELECTION NIGHT REPORTING

Official Results

RESULTS

President and Vice President (Vote For 1)		
Counties Reporting: 100 %	Percentage	Votes
GRN GRN Howie Hawkins Angela Walker	0.27%	6,907
REP REP Donald J Trump Michael R Pence	55.11%	1,385,103
ALN ALN Roque Rocky De La Fuente Darcy G Richardson	0.07%	1,862
LIB LIB Jo Jorgensen Jeremy Spike Cohen	1.11%	27,916
DEM DEM Joseph R Biden Kamala D Harris	43.43%	1,091,541
		2,513,329

U.S. Senate (Vote For 1)		
Counties Reporting: 100 %	Percentage	Votes
CON CON Bill Bledsoe	1.31%	32,845
REP REP Lindsey Graham	54.44%	1,369,137
DEM DEM Jaime Harrison	44.17%	1,110,828
NON Write-In	0.09%	2,294
		2,515,104

U.S. House of Representatives, District 1 (Vote For 1)		
Counties Reporting: 100 %	Percentage	Votes
REP REP Nancy Mace	50.58%	216,042
DEM DEM Joe Cunningham	49.31%	210,627

South Dakota

<https://vip.sdsos.gov/candidatelist.aspx?eid=422>


2020 General Election

- Candidates will not be listed until the Secretary of State's office receives the official certification(s) from county central committees or state political parties.
- If a candidate is not listed, the Secretary of State's office is waiting for the appropriate filing documentation.
- The last day for party central committees to fill vacancies, created by candidates who withdrew their nominations, is August 11 ([SDCL 12-8-6](#)).
- The following positions are nominated at a state party convention ([SDCL 12-5-21](#)) and will not show up on this list until that state party has certified the candidates to the Secretary of State's office. Positions: public utilities commissioner and 3 presidential electors.
- The Libertarian party, in addition to the candidates in [SDCL 12-5-21](#), may nominate US House of Representatives, U.S. Senate, and legislative candidates at their state party conventions. ([SDCL 12-5-25](#))
- If a candidate was unopposed, that candidate would not have been on the Primary Election ballot.
- If a candidate runs as an Independent, that candidate would not have been on the Primary Election ballot. Independent candidates are automatically placed on the General Election ballot.
- If a county candidate is unopposed after the Primary Election, that candidate will not be on the General Election ballot.

Race	Name	Party	Petition Filing Date	District	BallotOrder	Mailing Address
Presidential Electors	Joseph R. Biden & Kamala Harris	DEM	08/19/2020		3	PO Box 58174 Philadelphia PA 19120
Presidential Electors	Jo Jorgensen & Jeremy "Spike" Cohen	LIB	07/22/2020		2	300 Butler Ave Greenville SC 29601
Presidential Electors	Donald J. Trump & Michael R. Pence	REP	08/25/2020		1	725 Fifth Avenue New York NY 10022
United States Senator	Dan Ahlers	DEM	04/02/2020		2	913 N Washington Ave. Dell Rapids SD 57022
United States Senator	Mike Rounds	REP	03/31/2020		1	2418 WHISPERING SHORES DR Fort Pierre SD 57532
United States Representative	Randy "Uriah" Luallin	LIB	05/18/2020		2	2244 Minnekahta Ave. Hot Springs SD 57747
United States Representative	Dusty Johnson	REP	04/01/2020		1	501 Greenridge Lane Mitchell SD 57301-1123
Public Utilities Commissioner	Remi W. B. Bald Eagle	DEM	06/22/2020		3	200 H St Eagle Butte SD 57625
Public Utilities Commissioner	Devin Saxon	LIB	05/18/2020		2	312 N Juniper St. Lennox SD 57039
Public Utilities Commissioner	Gary Hanson	REP	06/22/2020		1	1015 S Main Ave Sioux Falls SD 57105
State Senator	Susan Wismer	DEM	03/26/2020	District 01	2	PO Box 147 Britton SD 57430

Tennessee

<https://elections.tn.gov/results.php?ByOffice=United%20States%20President>



Tennessee Secretary of State
(<http://sos.tn.gov>)

(<https://sos.tn.gov>)

Tre Hargett



GoVoteTN

Tennessee Secretary of State : Division of Elections

Business Services (<https://sos.tn.gov/business-services>) **Charitable** (<https://sos.tn.gov/charitable>)

Civics (<https://sos.tn.gov/civics>) **Elections** (<https://sos.tn.gov/elections>)

Fantasy Sports (<https://sos.tn.gov/fantasysports>) **Publications** (<https://sos.tn.gov/publications>)

Library & Archives (<https://sos.tn.gov/tsla>) **Contact Us** (<https://sos.tn.gov/contacts>)

[Results \(/results.php\)](/results.php) | [County Reports \(/county-results.php?Status\)](/county-results.php?Status)

November 3, 2020 Unofficial Election Results

Note: Results and reporting statistics are submitted by county election commissions to the Tennessee Coordinator of Elections, Mark Goins.

Refresh Results

United States President

[View County Breakdown \(/county-results.php?OfficeByCounty=United States President\)](/county-results.php?OfficeByCounty=United States President)

Candidate	Party	Votes	%
Donald J. Trump	Republican	1,849,467	60.73%
Joseph R. Biden	Democratic	1,139,289	37.41%
Jo Jorgensen	Independent	29,806	0.98%
Kanye West	Independent	10,256	0.34%
Don Blankenship	Independent	5,350	0.18%
Howie Hawkins	Independent	4,532	0.15%
Alyson Kennedy	Independent	2,571	0.08%
Gloria La Riva	Independent	2,294	0.08%
Roque "Rocky" De La Fuente	Independent	1,836	0.06%

Tennessee Secretary of State
Tre Hargett

Texas

<https://results.texas-election.com/races>



TEXAS ELECTION RESULTS

UNOFFICIAL RESULTS

[View Complete Election Results](#)

Election: 2020 NOVEMBER 3RD GENERAL ELECTION



CANDIDATE NAME	PARTY	EARLY VOTES	TOTAL VOTES	PERCENT
DONALD J. TRUMP/MICHAEL R. PENCE (I)	REP	4,979,542	5,860,096	52.17%
JOSEPH R. BIDEN/KAMALA D. HARRIS	DEM	4,638,051	5,211,406	46.4%
JO JORGENSEN/JEREMY "SPIKE" COHEN	LIB	96,593	125,145	1.11%
HOWIE HAWKINS/ANGELA WALKER	GRE	25,488	33,109	0.29%
PRESIDENT R. BODDIE/ERIC C. STONEHAM	W	114	175	0%
BRIAN CARROLL/AMAR PATEL	W	1,044	1,262	0.01%
TODD CELLA/TIM CELLA	W	79	94	0%
JESSE CUELLAR/JIMMY MONREAL	W	34	39	0%
TOM HOEFLING/ANDY PRIOR	W	159	200	0%
GLORIA LA RIVA/LEONARD PELTIER	W	119	138	0%
ABRAM LOEB/JENNIFER JAIRALA	W	19	21	0%
ROBERT MORROW/ANNE BECKETT	W	30	33	0%
KASEY WELLS/RACHEL WELLS	W	62	81	0%
(I) - Incumbent		Race Total	11,231,799	



★ U.S. SENATOR

[Click for Contest Details](#)

CANDIDATE NAME	PARTY	EARLY VOTES	TOTAL VOTES	PERCENT
JOHN CORNYN (I)	REP	5,075,895	5,931,602	53.6%
MARY "MJ" HEGAR	DEM	4,313,652	4,844,433	43.78%
KERRY DOUGLAS MCKENNON	LIB	159,964	208,139	1.88%
DAVID B. COLLINS	GRE	61,556	81,079	0.73%
RICARDO TURULLOLS-BONILLA	W	704	915	0.01%
(I) - Incumbent		Race Total	11,066,168	



★ U.S. REPRESENTATIVE DISTRICT 1

[Click for Contest Details](#)

CANDIDATE NAME	PARTY	EARLY VOTES	TOTAL VOTES	PERCENT
LOUIE GOHMERT (I)	REP	182,819	218,385	72.61%
HANK GILBERT	DEM	71,075	82,359	27.39%
(I) - Incumbent		Race Total	300,744	



★ U.S. REPRESENTATIVE DISTRICT 2

[Click for Contest Details](#)

[Skip to Main Content](#)

PARTY	EARLY VOTES	TOTAL VOTES	PERCENT
-------	-------------	-------------	---------

Utah


<https://electionresults.utah.gov/elections/federal>



Utah Election Preliminary Results

Refresh in 35 seconds

Elections

Statewide Federal 

Congressional

Statewide Offices

State Senate

State House

Board of Education

County

Statewide Judicial

District Judicial

State Propositions

Search By Name

My Races

Federal

U.S. President

RESULTS BY COUNTY

COUNTY COMPLETION REPORT

Candidate		% Popular Vote	Popular Vote
DONALD J. TRUMP	REPUBLICAN	58.04%	843862
MICHAEL R. PENCE			

Candidate		% Popular Vote	Popular Vote
JOSEPH R. BIDEN KAMALA D. HARRIS	DEMOCRATIC	37.80%	549532
JO JORGENSEN JEREMY COHEN	LIBERTARIAN	02.57%	37361
KANYE WEST MICHELLE TIDBALL	UNAFFILIATED	00.48%	6960
DON BLANKENSHIP WILLIAM MOHR	CONSTITUTION	00.38%	5464
HOWIE HAWKINS ANGELA WALKER	GREEN	00.34%	4928
BROCK PIERCE KARLA BALLARD	UNAFFILIATED	00.18%	2550
JOE MCHUGH ELIZABETH STORM	UNAFFILIATED	00.15%	2164
GLORIA LA RIVA	UNAFFILIATED	00.08%	1097

Vermont

<https://electionresults.vermont.gov/Index.html#/federal>

https://sos.vermont.gov/media/p0xlx0lt/winnerlisting_2020.pdf



100%

275 of 275
Districts Reporting

4:06

[CLICK HERE TO VIEW/CHANGE ELECTIONS](#) ↑Next Update
Last Update Time:
11-13-2020 06:02 PM

US PRESIDENT AND VICE PRESIDENT

SELECT TOWN



US PRESIDENT AND VICE PRESIDENT

CONTEST SUMMARY	CONTEST DETAILS	

FEDERAL TOTALS

VOTE FOR COUNT: ONE

US PRESIDENT AND VICE PRESIDENT

DISTRICTS REPORTING: 275/275

Candidate	Party	Votes	Percent
✓ JOSEPH R. BIDEN and KAMALA D. HARRIS	DEMOCRATIC	242,820	65.46%
DONALD J. TRUMP and MICHAEL R. PENCE	REPUBLICAN	112,704	30.38%
JO JORGENSEN and JEREMY "SPIKE" COHEN	LIBERTARIAN	3,608	0.97%
HOWIE HAWKINS and ANGELA WALKER	GREEN	1,310	0.35%
KANYE WEST and MICHELLE TIDBALL	INDEPENDENT	1,269	0.34%
H. BROOKE PAIGE and THOMAS JAMES WITMAN	GRUMPY OLD PATRIOTS	1,175	0.32%
CHRISTOPHER LAFONTAINE and MICHAEL SPEED	INDEPENDENT	856	0.23%
RICHARD DUNCAN and MITCH BUPP	INDEPENDENT	213	0.06%
BRIAN CARROLL and AMAR PATEL	AMERICAN SOLIDARITY	209	0.06%

Candidate	Party	Votes	Percent
DON BLANKENSHIP and BILL MOHR	CONSTITUTION	208	0.06%
ALYSON KENNEDY and MALCOLM JARRETT	SOCIALIST WORKERS	195	0.05%
GLORIA LARIVA and SUNIL FREEMAN	LIBERTY UNION	166	0.04%
GARY SWING and DAVID OLSZTA	BOILING FROG	141	0.04%
PHIL COLLINS and BILLY JOE PARKER	PROHIBITION	137	0.04%
KEITH MCCORMIC and SAM BLASIAK	BULL MOOSE	126	0.03%
BROCK PIERCE and KARLA BALLARD	UNAFFILIATED	100	0.03%
JEROME SEGAL and JOHN DE GRAAF	BREAD AND ROSES	65	0.02%
BLAKE HUBER and FRANK ATWOOD	APPROVAL VOTING	54	0.01%
KYLE KENLEY KOPITKE and TAJA YVONNE IWANOW	INDEPENDENT	53	0.01%
ROQUE "ROCKY" DE LA FUENTE and DARCY G. RICHARDSON	ALLIANCE	48	0.01%
ZACHARY SCALF and MATTHEW LYDA	INDEPENDENT	29	0.01%
✚ Total Write-ins		1,942	0.52%
Overvotes		278	0.07%
Blank Votes		3,262	0.88%
✓ Winner	Total votes cast	370,968	

Virginia

<https://results.elections.virginia.gov/vaelections/2020%20November%20General/Site/Presidential.html>



★ VIRGINIA ★
DEPARTMENT *of* ELECTIONS

Washington Building First Floor
1100 Bank Street,
Richmond, VA 23219
Phone (804) 864-8901
Toll Free (800) 552-9745
Fax (804) 371-0194
Email: info@elections.virginia.gov

2020 November General

Unofficial Results

Absentee ballots may be accepted until noon on November 6th. Therefore, results are incomplete. Results will be certified on November 16th.

[Virginia Department of Elections](#) > [Election Results](#) > 2020 November General

President and Vice President

2585 precincts of 2585 reporting

For information on absentee returned statistics click here: [Absentee Return Statistics](#)

Candidate	Votes	Percent
Joseph R. Biden Democratic	2,412,893	54.10%
Donald J. Trump Republican	1,962,325	44.00%
Jo Jorgensen Libertarian	64,771	1.45%
Write In Write-In	19,763	0.44%

President and Vice President (CD - 01)

244 precincts of 244 reporting

For information on absentee returned statistics click here: [Absentee Return Statistics](#)

Candidate	Votes	Percent
Joseph R. Biden Democratic	213,535	46.89%

Washington

<https://results.vote.wa.gov/results/20201103/president-vice-president.html>

November 3, 2020 General Election Results

[Home](#)[Measures](#)[Federal](#)[State Executive](#)[Legislative](#)[Judicial](#)[Voter Turnout](#)[Export Results](#)

President/Vice President

Last updated on 11/13/2020 2:51 PM

President/Vice President

[County Results](#)

Candidate	Vote	Vote %
Joseph R. Biden / Kamala D. Harris (Democratic Party Nominees)	2,351,933	58.06%
Donald J. Trump / Michael R. Pence (Republican Party Nominees)	1,567,926	38.7%
Jo Jorgensen / Jeremy "Spike" Cohen (Libertarian Party Nominees)	79,090	1.95%
Howie Hawkins / Angela Walker (Green Party Nominees)	17,957	0.44%
Gloria La Riva / Sunil Freeman (Socialism and Liberation Party Nominees)	4,751	0.12%

Alyson Kennedy / Malcolm M. Jarrett

(Socialist Workers Party Nominees) 2,434 0.06%

WRITE-IN

26,911 0.66%

Total Votes 4,051,002

West Virginia

<https://services.sos.wv.gov/apps/elections/candidate-search/>

You are viewing this page over a secure connection. Click [here](#) for more information.

West Virginia Secretary of State — Online Data Services

Elections

[Online Data Services Help](#)

Elections

Candidate Listing By Office

2020 ▼ General ▼ National/State/District ▼ All Counties ▼

NOTICE: All counties do not use this tool to display their county specific candidates. Contact the clerk's office for county candidate information.

2020 General Election Write-in Candidates.

[Search prior elections here.](#)

257 results found.

[Download raw data for spreadsheet or database use.](#)

2020 Candidate Listing By Office					
Name	Party	County or District	Residence	Mailing Address	Filing Date
U.S. President					
JOSEPH R. BIDEN	Democrat	National	Wilmington, DE	<i>Mailing Address</i> PO BOX 58174 PHILADELPHIA PA 19120	1/17/2020
HOWIE HAWKINS	Mountain	National	Syracuse, NY	<i>Mailing Address</i> PO BOX 562 SYRACUSE NY	7/29/2020
JO JORGENSEN	Libertarian	National	Greenville, SC	<i>Mailing Address</i>	7/28/2020
DONALD J. TRUMP	Republican	National	Palm Beach, FL	<i>Mailing Address</i> PO BOX 13570 ARLINGTON VA 22219	1/16/2020
U.S. Senate					
SHELLEY MOORE CAPITO	Republican	National	Charleston, WV	<i>Mailing Address</i> PO BOX 11519 CHARLESTON WV 25339	1/17/2020
DAVID MORAN	Libertarian	National	Eglen, WV	<i>Mailing Address</i> PO BOX 7	8/3/2020

Wyoming

[https://sos.wyo.gov/Elections/Docs/2020/Results/General/
2020_General_Statewide_Candidates_Summary.pdf](https://sos.wyo.gov/Elections/Docs/2020/Results/General/2020_General_Statewide_Candidates_Summary.pdf)



**Statewide Candidates Official Summary
Wyoming General Election - November 3, 2020**

United States President							
	Donald J. Trump and Michael R. Pence (R)	Joseph R. Biden and Kamala D. Harris (D)	Jo Jorgensen and Jeremy "Spike" Cohen (L)	Brock Pierce and Karla Ballard (I)	Write-Ins	Overvotes	Undervotes
Albany	8,579	9,092	595	178	173	17	110
Big Horn	4,806	788	74	46	38	6	26
Campbell	16,975	1,935	434	120	102	55	114
Carbon	5,014	1,427	142	49	32	17	25
Converse	5,917	861	121	43	28	8	32
Crook	3,651	378	57	19	14	4	20
Fremont	12,007	5,519	321	157	107	14	109
Goshen	4,878	1,203	86	43	31	12	19
Hot Springs	1,999	482	61	24	11	3	8
Johnson	3,881	897	86	27	23	6	32
Laramie	27,891	15,217	1,063	491	320	18	237
Lincoln	8,643	1,509	167	71	78	3	54
Natrona	25,271	8,530	895	294	212	35	154
Niobrara	1,118	155	21	11	3	3	11
Park	12,813	3,410	282	97	115	8	90
Platte	3,898	890	65	49	21	9	31
Sheridan	11,843	4,043	339	114	89	9	109
Sublette	3,957	882	71	37	23	1	29
Sweetwater	12,229	3,823	350	118	83	24	71
Teton	4,341	9,848	255	89	144	4	106
Uinta	7,496	1,591	172	79	64	10	47
Washakie	3,245	651	65	32	19	2	18
Weston	3,107	360	46	20	9	11	7
Total	193,559	73,491	5,768	2,208	1,739	279	1,459