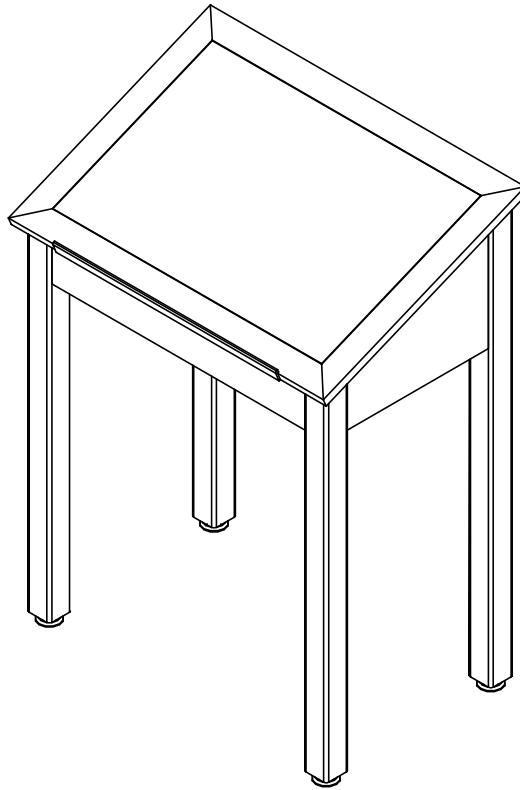


LIGHT TABLE

LT-3222
ASSEMBLY INSTRUCTIONS



NOTE:

1. MODEL VIEWS MAY NOT REPRESENT EXACT MODEL PURCHASED

ALL DIMENSIONS ARE IN INCHES UNLESS NOTED OTHERWISE
 DECIMALS: X = ± .030
 XX = ± .020
 XXX = ± .010
 ANGLES: = ± 1°
 CABINET SQUARENESS: = ± .0625

CONFIDENTIAL:
 ALL DESIGN RIGHTS RESERVED
 THE INFORMATION, DATA, DESIGN, AND DRAWINGS EMBODIED
 IN THIS DOCUMENT AND ALL REPRODUCTIONS THEREOF ARE
 THE EXCLUSIVE PROPERTY OF DIVERSIFIED WOODCRAFTS, INC.

THESE DOCUMENTS ARE SUPPLIED WITH THE UNDERSTANDING
 THAT THEY WILL NOT BE DISCLOSED TO THIRD PARTIES WITHOUT
 WRITTEN CONSENT OF DIVERSIFIED WOODCRAFTS, INC. ANY
 REPRODUCTION IN PART OR WHOLE WITHOUT WRITTEN
 CONSENT IS SUBJECT TO LEGAL ACTION.

DWN BY:	EMR	DATE DWN:	1/12/16
APR BY:		DATE APR:	
APR BY:		DATE APR:	



300 South Krueger Street
 Suring, WI 54174
diversifiedwoodcrafts.com

TITLE:
 LIGHT TABLE
 ASSEMBLY INSTRUCTIONS

A	CREATED DRAWING	1/12/16	EMR	-
REV.	DESCRIPTION	DATE	NAME	ECN NO.
REVISION LEVEL				

DRAWING NUMBER:

LT-3222

SCALE:

NTS

SHEET:

1 OF 6

REVISION:

REV A

TOOLS REQUIRED

½" WRENCH

½" SOCKET AND TORQUE WRENCH - OPTIONAL

ASSEMBLY COMPONENTS

ITEMS INCLUDED	PART #	PART DESCRIPTION	QTY
TOP AND APRON ASSEMBLY	N/A	TOP ASSEMBLY (FACTORY ASSEMBLED)	1
LEGS - FRONT	501101	LEG,MPL 2.25X2.25X34.25	2
LEGS - BACK	501099	LEG,MPL 2.25X2.25X48.00	2
LEG LEVELERS	100079	LEG LEVELER,BLK BASE 1	4
PENCIL LEDGE	14-0027	PENCIL LEDGE - 22"	1
SCREWS - PENCIL LEDGE	236263	SCREW,#6X¾ TRUSS HEAD,QUAD,BLACK	3

NOTE:

1.

ALL DIMENSIONS ARE IN INCHES UNLESS NOTED OTHERWISE	DWN BY: EMR	DATE DWN: 1/12/16
DECIMALS: X = ± .030	APR BY:	DATE APR:
XX = ± .020	APR BY:	DATE APR:
XXX = ± .010	APR BY:	DATE APR:
ANGLES: = ± 1°	APR BY:	DATE APR:
CABINET SQUARENESS: = ± .0625	APR BY:	DATE APR:

CONFIDENTIAL:
ALL DESIGN RIGHTS RESERVED
THE INFORMATION, DATA, DESIGN, AND DRAWINGS EMBODIED IN THIS DOCUMENT AND ALL REPRODUCTIONS THEREOF ARE THE EXCLUSIVE PROPERTY OF DIVERSIFIED WOODCRAFTS, INC.

THESE DOCUMENTS ARE SUPPLIED WITH THE UNDERSTANDING THAT THEY WILL NOT BE DISCLOSED TO THIRD PARTIES WITHOUT WRITTEN CONSENT OF DIVERSIFIED WOODCRAFTS, INC. ANY REPRODUCTION IN PART OR WHOLE WITHOUT WRITTEN CONSENT IS SUBJECT TO LEGAL ACTION.



300 South Krueger Street
Suring, WI 54174
diversifiedwoodcrafts.com

TITLE:
LIGHT TABLE
TOOLS AND ASSEMBLY COMPONENTS

DRAWING NUMBER:

LT-3222

SCALE:

NTS

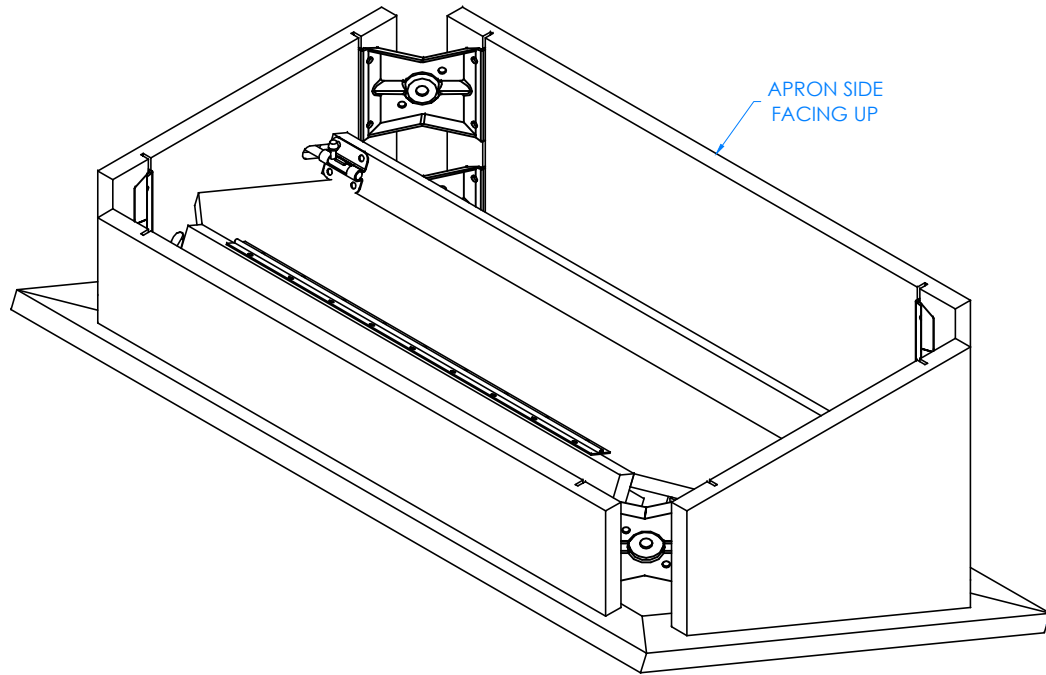
SHEET:

2 OF 6

REVISION:

REV A

A	CREATED DRAWING	1/12/16	EMR	-
REV.	DESCRIPTION	DATE	NAME	ECN NO.
REVISION LEVEL				



STEP 1:

- LAY TOP ASSEMBLY ON FLOOR WITH APRON SIDE FACING UP.

NOTE:

1.

ALL DIMENSIONS ARE IN INCHES UNLESS NOTED OTHERWISE	DWN BY:	EMR	DATE DWN:	1/12/16
DECIMALS: XX = ± .020	APR BY:		DATE APR:	
ANGLES: .XXX = ± .010	APR BY:		DATE APR:	
CABINET SQUARENESS: = ± .0625	APR BY:		DATE APR:	

CONFIDENTIAL:
ALL DESIGN RIGHTS RESERVED
THE INFORMATION, DATA, DESIGN, AND DRAWINGS EMBODIED IN THIS DOCUMENT AND ALL REPRODUCTIONS THEREOF ARE THE EXCLUSIVE PROPERTY OF DIVERSIFIED WOODCRAFTS, INC.

THESE DOCUMENTS ARE SUPPLIED WITH THE UNDERSTANDING THAT THEY WILL NOT BE DISCLOSED TO THIRD PARTIES WITHOUT WRITTEN CONSENT OF DIVERSIFIED WOODCRAFTS, INC. ANY REPRODUCTION IN PART OR WHOLE WITHOUT WRITTEN CONSENT IS SUBJECT TO LEGAL ACTION.

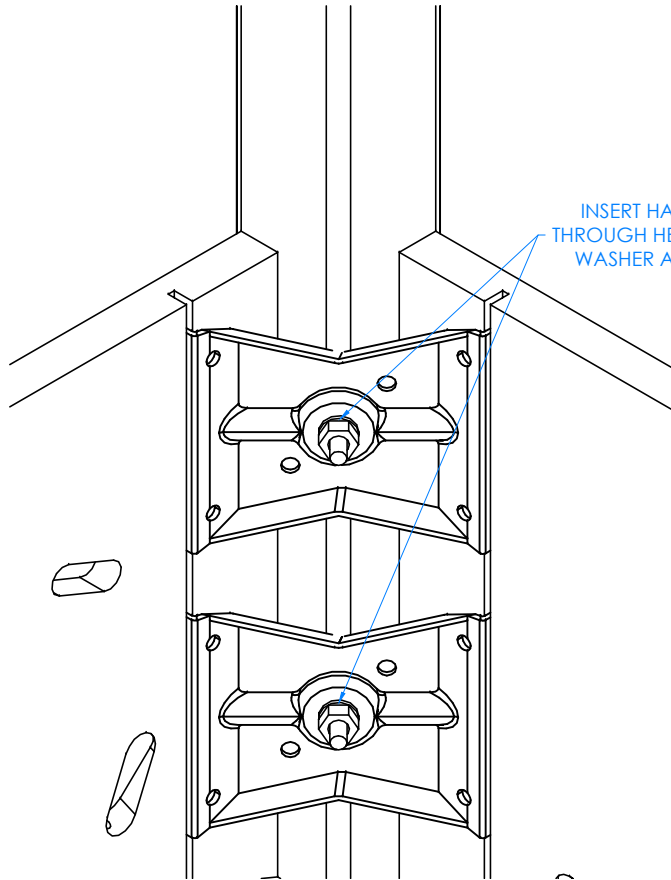


300 South Krueger Street
Suring, WI 54174
diversifiedwoodcrafts.com

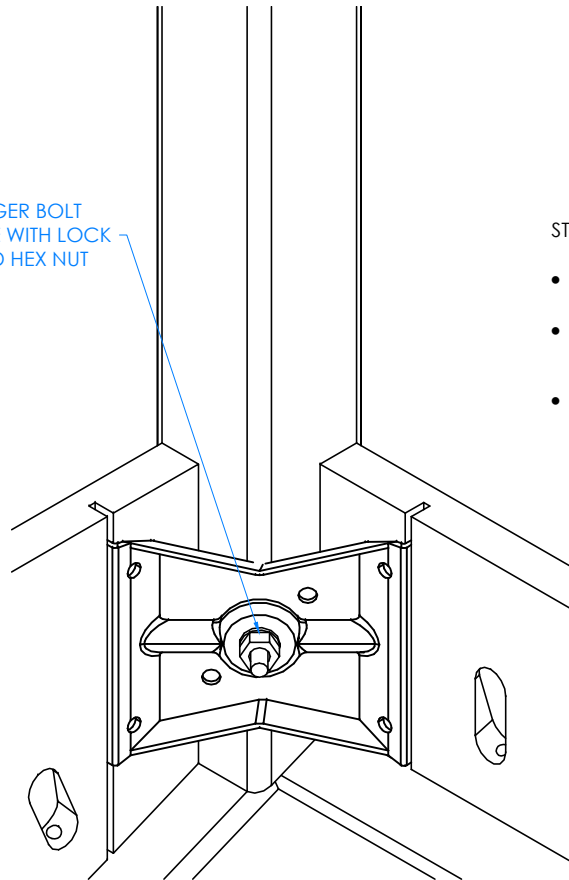
TITLE:
LIGHT TABLE
ASSEMBLY INSTRUCTIONS

REV.	DESCRIPTION	DATE	NAME	ECN NO.
A	CREATED DRAWING	1/12/16	EMR	-
REVISION LEVEL				

DRAWING NUMBER:	SCALE:	SHEET:	REVISION:
LT-3222	NTS	3 OF 6	REV A



CLOSE UP OF CORNER LEG ASSEMBLY
FOR BACK LEGS



CLOSE UP OF CORNER LEG ASSEMBLY
FOR FRONT LEGS

STEP 2:

- INSERT HANGER BOLTS ON ONE LEG THROUGH THE CORNER BRACKET AND INSERT LOCK WASHER AND HEX NUT.
- SCREW ON NUTS USING $\frac{1}{2}$ " WRENCH OR $\frac{1}{2}$ " SOCKET AND TORQUE WRENCH TO A MINIMUM OF 12FT LBS BUT NOT TO EXCEED 17FT LBS.
- REPEAT FOR OTHER LEGS.

NOTE:

1.

ALL DIMENSIONS ARE IN INCHES UNLESS NOTED OTHERWISE	DWN BY: EMR	DATE DWN: 1/12/16
DECIMALS: $\frac{1}{16}$ = $\pm .030$	APR BY:	DATE APR:
$\frac{1}{8}$ = $\pm .020$	APR BY:	DATE APR:
ANGLES: $\frac{1}{4}$ = $\pm .010$	APR BY:	DATE APR:
CABINET SQUARENESS: = $\pm .0625$	APR BY:	DATE APR:

CONFIDENTIAL:
ALL DESIGN RIGHTS RESERVED
THE INFORMATION, DATA, DESIGN, AND DRAWINGS EMBODIED IN THIS DOCUMENT AND ALL REPRODUCTIONS THEREOF ARE THE EXCLUSIVE PROPERTY OF DIVERSIFIED WOODCRAFTS, INC.

THESE DOCUMENTS ARE SUPPLIED WITH THE UNDERSTANDING THAT THEY WILL NOT BE DISCLOSED TO THIRD PARTIES WITHOUT WRITTEN CONSENT OF DIVERSIFIED WOODCRAFTS, INC. ANY REPRODUCTION IN PART OR WHOLE WITHOUT WRITTEN CONSENT IS SUBJECT TO LEGAL ACTION.




300 South Krueger Street
Suring, WI 54174
diversifiedwoodcrafts.com

TITLE:
LIGHT TABLE
ASSEMBLY INSTRUCTIONS

REV.	DESCRIPTION	DATE	NAME	ECN NO.
A	CREATED DRAWING	1/12/16	EMR	-
REVISION LEVEL				

DRAWING NUMBER:	SCALE:	SHEET:	REVISION:
LT-3222	NTS	4 OF 6	REV A



STEP 3:

- SCREW LEG LEVELERS INTO T-NUT ON BOTTOM OF LEGS.

CLOSE UP OF LEG LEVELER ASSEMBLY

NOTE:

1.

ALL DIMENSIONS ARE IN INCHES UNLESS NOTED OTHERWISE	DWN BY:	EMR	DATE DWN:	1/12/16
DECIMALS: .X = ± .030	APR BY:		DATE APR:	
.XX = ± .020	APR BY:		DATE APR:	
.XXX = ± .010	APR BY:		DATE APR:	
ANGLES: ± 1°	APR BY:		DATE APR:	
CABINET SQUARENESS: = ± .0625	APR BY:		DATE APR:	

CONFIDENTIAL:
ALL DESIGN RIGHTS RESERVED
THE INFORMATION, DATA, DESIGN, AND DRAWINGS EMBODIED IN THIS DOCUMENT AND ALL REPRODUCTIONS THEREOF ARE THE EXCLUSIVE PROPERTY OF DIVERSIFIED WOODCRAFTS, INC.

THESE DOCUMENTS ARE SUPPLIED WITH THE UNDERSTANDING THAT THEY WILL NOT BE DISCLOSED TO THIRD PARTIES WITHOUT WRITTEN CONSENT OF DIVERSIFIED WOODCRAFTS, INC. ANY REPRODUCTION IN PART OR WHOLE WITHOUT WRITTEN CONSENT IS SUBJECT TO LEGAL ACTION.

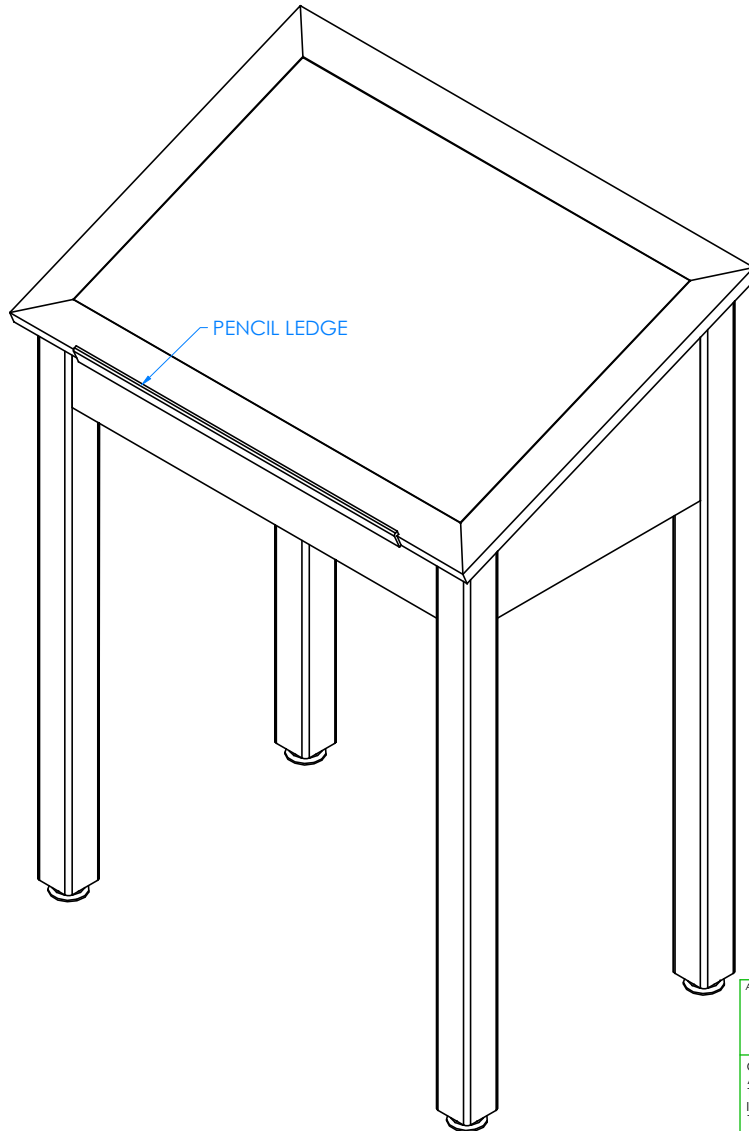


300 South Krueger Street
Suring, WI 54174
diversifiedwoodcrafts.com

TITLE:
LIGHT TABLE
ASSEMBLY INSTRUCTIONS

REV.	DESCRIPTION	DATE	NAME	ECN NO.
A	CREATED DRAWING	1/12/16	EMR	-
REVISION LEVEL				

DRAWING NUMBER:	SCALE:	SHEET:	REVISION:
LT-3222	NTS	5 OF 6	REV A



STEP 4:

- TURN TABLE OVER SO TOP IS UP.
- LINE PENCIL LEDGE ON SIDE OF TOP IN DESIRED LOCATION.
- PRE-DRILL HOLES IN TOP TO PREVENT SPLITTING.
- SCREW PENCIL LEDGE TO TOP USING HARDWARE PROVIDED.
- SET TABLE IN PLACE.
- ADJUST LEG LEVELERS TO LEVEL TABLE.

COMPLETE UNIT SHOWN

ALL DIMENSIONS ARE IN INCHES UNLESS NOTED OTHERWISE
 DECIMALS: $X = \pm .030$
 $XX = \pm .020$
 $XXX = \pm .010$
 ANGLES: $= \pm 1^\circ$
 CABINET SQUARENESS: $= \pm .0625$

DWN BY:	EMR	DATE DWN:	1/12/16
APR BY:		DATE APR:	
APR BY:		DATE APR:	

CONFIDENTIAL:
 ALL DESIGN RIGHTS RESERVED
 THE INFORMATION, DATA, DESIGN, AND DRAWINGS EMBODIED IN THIS DOCUMENT AND ALL REPRODUCTIONS THEREOF ARE THE EXCLUSIVE PROPERTY OF DIVERSIFIED WOODCRAFTS, INC.

THESE DOCUMENTS ARE SUPPLIED WITH THE UNDERSTANDING THAT THEY WILL NOT BE DISCLOSED TO THIRD PARTIES WITHOUT WRITTEN CONSENT OF DIVERSIFIED WOODCRAFTS, INC. ANY REPRODUCTION IN PART OR WHOLE WITHOUT WRITTEN CONSENT IS SUBJECT TO LEGAL ACTION.



300 South Krueger Street
 Suring, WI 54174
diversifiedwoodcrafts.com

TITLE:
 LIGHT TABLE
 ASSEMBLY INSTRUCTIONS

DRAWING NUMBER:

LT-3222

SCALE:

NTS

SHEET:

6 OF 6

REVISION:

REV A

NOTE:

1.

A	CREATED DRAWING	1/12/16	EMR	-
REV.	DESCRIPTION	DATE	NAME	ECN NO.
REVISION LEVEL				