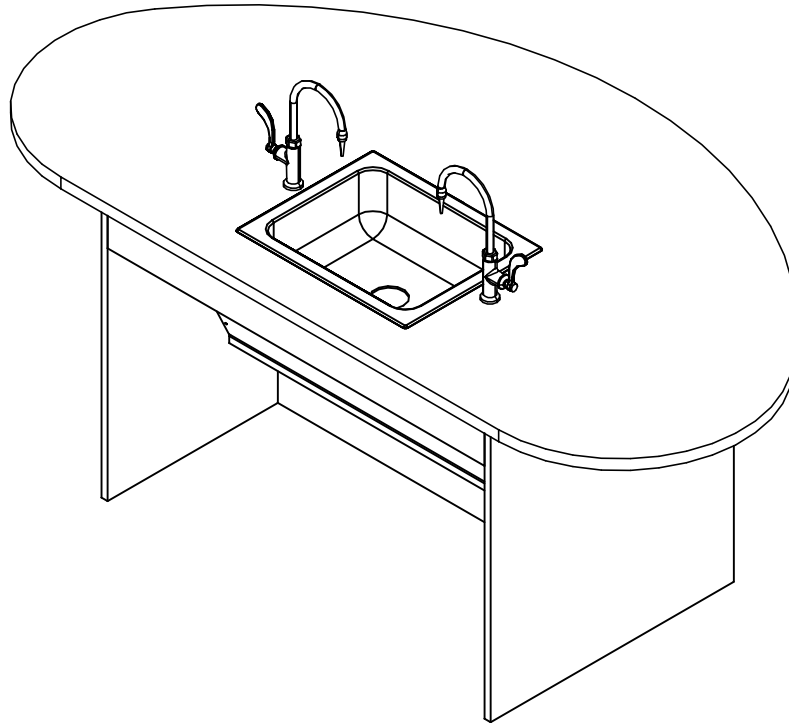


AXIS EVOLVE

AE78230, AE78234, & AE78236 SERIES (OAK OR MAPLE)
ASSEMBLY INSTRUCTIONS



NOTE:

1. MODEL VIEWS MAY NOT REPRESENT EXACT MODEL PURCHASED

ALL DIMENSIONS ARE IN INCHES UNLESS NOTED OTHERWISE			
DECIMALS:	X = ± .030	DWN BY:	EMR
	XX = ± .020	DATE DWN:	9/1/21
	XXX = ± .010	APR BY:	
ANGLES:	= ± 1°	DATE APR:	
CABINET SQUARENESS:	= ± .0625	APR BY:	

CONFIDENTIAL:
ALL DESIGN RIGHTS RESERVED
THE INFORMATION, DATA, DESIGN, AND DRAWINGS EMBODIED IN THIS DOCUMENT AND ALL REPRODUCTIONS THEREOF ARE THE EXCLUSIVE PROPERTY OF DIVERSIFIED WOODCRAFTS, INC.

THESE DOCUMENTS ARE SUPPLIED WITH THE UNDERSTANDING THAT THEY WILL NOT BE DISCLOSED TO THIRD PARTIES WITHOUT WRITTEN CONSENT OF DIVERSIFIED WOODCRAFTS, INC. ANY REPRODUCTION IN PART OR WHOLE WITHOUT WRITTEN CONSENT IS SUBJECT TO LEGAL ACTION.



300 South Krueger Street
Suring, WI 54174
diversifiedwoodcrafts.com

TITLE:
AXIS EVOLVE - ADA WORKSTATION
ASSEMBLY INSTRUCTIONS

A	CREATED DRAWING	9/1/21	EMR	N/A
REV.	DESCRIPTION	DATE	NAME	ECN No.
	REVISION LEVEL			

DRAWING NUMBER:	SCALE:	SHEET:	REVISION:
AE78230, AE78234, & AE78236	NTS	1 OF 7	REV A

TOOLS REQUIRED

CONTACT CEMENT

DRILL

ASSEMBLY COMPONENTS

ITEMS INCLUDED	PART #	PART DESCRIPTION	QTY
CABINET	N/A	B82 - 48"W x 30"D x 33.75"H	1
TOP	VARIES	TOP, (STYLE VARIES), 1.25X43.84X84, AXIS, BLK, FIXT	1
SCREWS - TOP	100597	SCREW, #8X1.5 QUAD ROUND WASHER	VARIES
RUBBER BASE	100283	RUBBER BASE MOLDING (SOLD BY FOOT)	18
STAINLESS STEEL CORNERS	100057	CORNERS-STAINLESS STEEL, BASE	8
SCREWS - BASE	100064	SCREW, #6X $\frac{1}{2}$ PTH SMS SS SCREW	32
SINK	256998	SINK, 14X18X6.5" ID, STAINLESS	1
FIXTURES	223962	FIXTURE, L614BH, COLD WATER	2
SILICONE	100711	SILICONE, SEALANT, CLEAR	1

NOTE:

1. COMPONENTS VARY WITH STYLE OF WORKSTATION PURCHASED.
 - 1.1. TOP SELECTIONS:
 - 1.1.1. PLASTIC LAMINATE OR CHEMGUARD.

ALL DIMENSIONS ARE IN INCHES UNLESS NOTED OTHERWISE	DWN BY:	EMR	DATE DWN:	9/1/21
DECIMALS: X = ± .030 XX = ± .020 XXX = ± .010	APR BY:		DATE APR:	
ANGLES: = ± 1° CABINET SQUARENESS: = ± .0625	APR BY:		DATE APR:	

CONFIDENTIAL:
ALL DESIGN RIGHTS RESERVED
THE INFORMATION, DATA, DESIGN, AND DRAWINGS EMBODIED
IN THIS DOCUMENT AND ALL REPRODUCTIONS THEREOF ARE
THE EXCLUSIVE PROPERTY OF DIVERSIFIED WOODCRAFTS, INC.

THESE DOCUMENTS ARE SUPPLIED WITH THE UNDERSTANDING
THAT THEY WILL NOT BE DISCLOSED TO THIRD PARTIES WITHOUT
WRITTEN CONSENT OF DIVERSIFIED WOODCRAFTS, INC. ANY
REPRODUCTION IN PART OR WHOLE WITHOUT WRITTEN
CONSENT IS SUBJECT TO LEGAL ACTION.

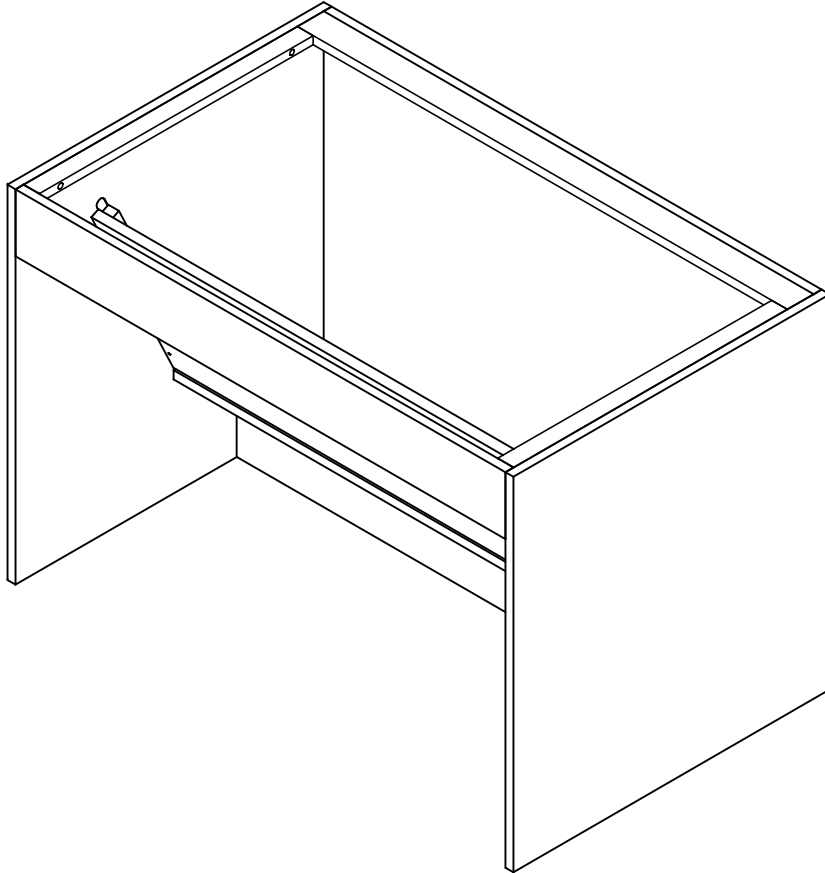


300 South Krueger Street
Suring, WI 54174
diversifiedwoodcrafts.com

TITLE:
AXIS EVOLVE - ADA WORKSTATION
TOOLS AND ASSEMBLY COMPONENTS

A	CREATED DRAWING	9/1/21	EMR	N/A
REV.	DESCRIPTION	DATE	NAME	ECN No.
	REVISION LEVEL			

DRAWING NUMBER:	SCALE:	SHEET:	REVISION:
AE78230, AE78234, & AE78236	NTS	2 OF 7	REV A



STEP 1:

- POSITION CABINET IN YOUR DESIRED LOCATION.
- LEVEL CABINET.
- ANCHOR TO FLOOR.

****NOTE****
CABINET MUST BE LEVELED OR
DOORS AND DRAWERS MAY NOT
OPEN OR CLOSE CORRECTLY

NOTE:

1.

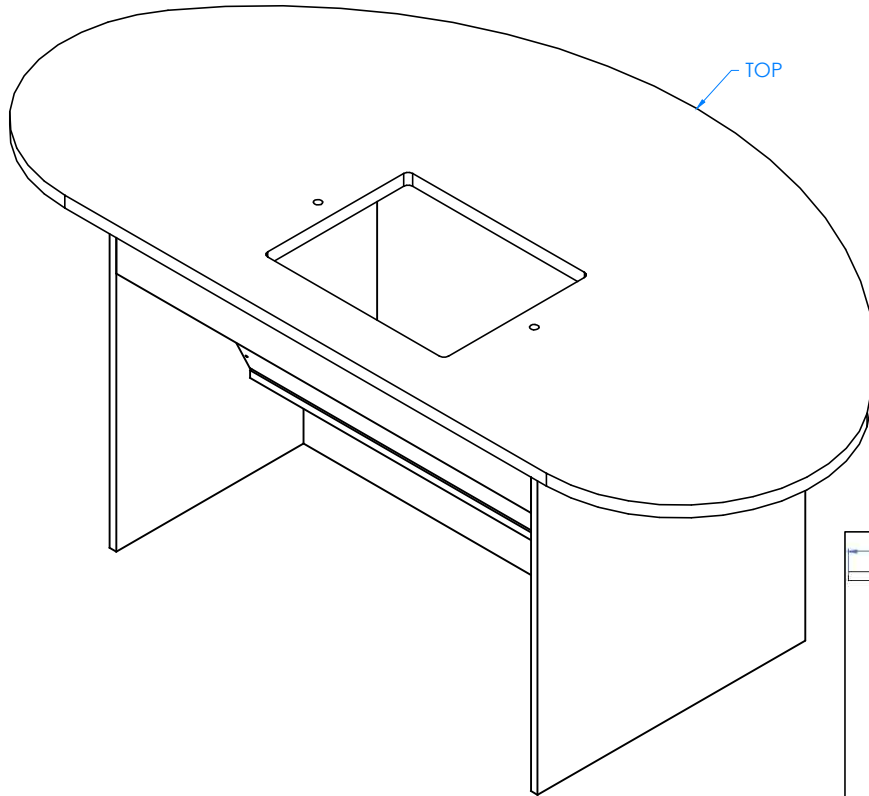
ALL DIMENSIONS ARE IN INCHES UNLESS NOTED OTHERWISE			
DECIMALS:	X = ± .030	DWN BY:	EMR
	XX = ± .020	DATE DWN:	9/1/21
	XXX = ± .010	DATE APR:	
ANGLES:	= ± 1°0'	DATE APR:	
CABINET SQUARENESS:	= ± .0625	DATE APR:	

CONFIDENTIAL:
ALL DESIGN RIGHTS RESERVED
THE INFORMATION, DATA, DESIGN, AND DRAWINGS EMBODIED
IN THIS DOCUMENT AND ALL REPRODUCTIONS THEREOF ARE
THE EXCLUSIVE PROPERTY OF DIVERSIFIED WOODCRAFTS, INC.

THESE DOCUMENTS ARE SUPPLIED WITH THE UNDERSTANDING
THAT THEY WILL NOT BE DISCLOSED TO THIRD PARTIES WITHOUT
WRITTEN CONSENT OF DIVERSIFIED WOODCRAFTS, INC. ANY
REPRODUCTION IN PART OR WHOLE WITHOUT WRITTEN
CONSENT IS SUBJECT TO LEGAL ACTION.

		300 South Krueger Street Suring, WI 54174 diversifiedwoodcrafts.com	
		TITLE: AXIS EVOLVE - ADA WORKSTATION ASSEMBLY INSTRUCTIONS	
DRAWING NUMBER:		SCALE:	SHEET:
AE78230, AE78234, & AE78236		NTS	3 OF 7
		REVISION:	REV A

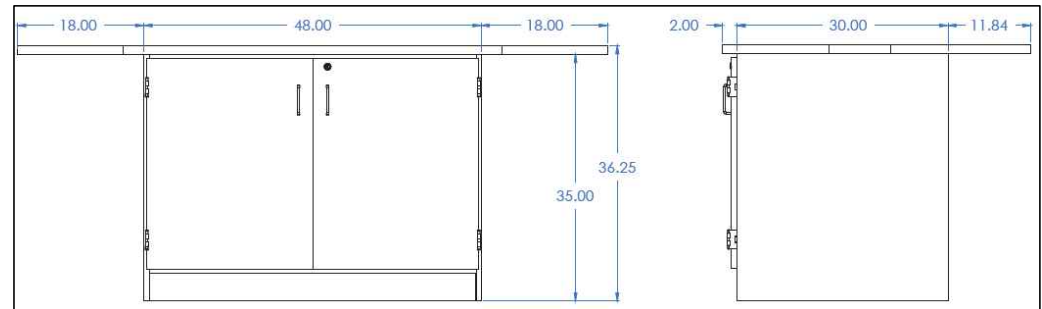
A	CREATED DRAWING	9/1/21	EMR	N/A
REV.	DESCRIPTION	DATE	NAME	ECN No.
REVISION LEVEL				



STEP 2:

- PLACE TOP ON CABINET WITH PROPER OVERHANG (SEE IMAGE BELOW).
- ATTACH TOP TO CABINET WITH HARDWARE PROVIDED.
- REMOVE REMOVABLE PANEL AND SCREW THROUGH INSIDE OF CABINET INTO THE TOP.
- PRE-DRILL HOLES IN TOP TO PREVENT CRACKING.
- MAKE SURE SCREWS ARE TIGHT AND TOP IS SECURE.

TOP PLACEMENT LAYOUT



NOTE:

1.

ALL DIMENSIONS ARE IN INCHES UNLESS NOTED OTHERWISE	DWN BY: EMR	DATE DWN: 9/1/21
DECIMALS: X = ± .030	APR BY:	DATE APR:
XX = ± .020	APR BY:	DATE APR:
XXX = ± .010	APR BY:	DATE APR:
ANGLES: = ± 1°		
CABINET SQUARENESS: = ± .0625		

CONFIDENTIAL:
ALL DESIGN RIGHTS RESERVED
THE INFORMATION, DATA, DESIGN, AND DRAWINGS EMBODIED IN THIS DOCUMENT AND ALL REPRODUCTIONS THEREOF ARE THE EXCLUSIVE PROPERTY OF DIVERSIFIED WOODCRAFTS, INC.

THESE DOCUMENTS ARE SUPPLIED WITH THE UNDERSTANDING THAT THEY WILL NOT BE DISCLOSED TO THIRD PARTIES WITHOUT WRITTEN CONSENT OF DIVERSIFIED WOODCRAFTS, INC. ANY REPRODUCTION IN PART OR WHOLE WITHOUT WRITTEN CONSENT IS SUBJECT TO LEGAL ACTION.



300 South Krueger Street
Suring, WI 54174
diversifiedwoodcrafts.com

TITLE:
AXIS EVOLVE - ADA WORKSTATION
ASSEMBLY INSTRUCTIONS

A	CREATED DRAWING	9/1/21	EMR	N/A
REV.	DESCRIPTION	DATE	NAME	ECN No.
	REVISION LEVEL			

DRAWING NUMBER:	SCALE:	SHEET:	REVISION:
AE78230, AE78234, & AE78236	NTS	4 OF 7	REV A

STEP 3:

- ATTACH SPRING CLIPS (PROVIDED WITH SINK) TO EDGES ON SINK OPENING.
- SPREAD OUT ACCORDINGLY TO QUANTITY PROVIDED.
- SEE SINK INSTALLATION INSTRUCTIONS PROVIDED IF NEEDED FOR MORE CLARITY.



NOTE:

1.

ALL DIMENSIONS ARE IN INCHES UNLESS NOTED OTHERWISE			
DECIMALS:	X = ± .030	DWN BY:	EMR
	XX = ± .020	DATE DWN:	9/1/21
	XXX = ± .010	APR BY:	
ANGLES:	= ± 1°0'	DATE APR:	
CABINET SQUARENESS:	= ± .0625	APR BY:	

CONFIDENTIAL:
ALL DESIGN RIGHTS RESERVED
THE INFORMATION, DATA, DESIGN, AND DRAWINGS EMBODIED IN THIS DOCUMENT AND ALL REPRODUCTIONS THEREOF ARE THE EXCLUSIVE PROPERTY OF DIVERSIFIED WOODCRAFTS, INC.

THESE DOCUMENTS ARE SUPPLIED WITH THE UNDERSTANDING THAT THEY WILL NOT BE DISCLOSED TO THIRD PARTIES WITHOUT WRITTEN CONSENT OF DIVERSIFIED WOODCRAFTS, INC. ANY REPRODUCTION IN PART OR WHOLE WITHOUT WRITTEN CONSENT IS SUBJECT TO LEGAL ACTION.



300 South Krueger Street
Suring, WI 54174
diversifiedwoodcrafts.com

TITLE:
AXIS EVOLVE - ADA WORKSTATION
ASSEMBLY INSTRUCTIONS

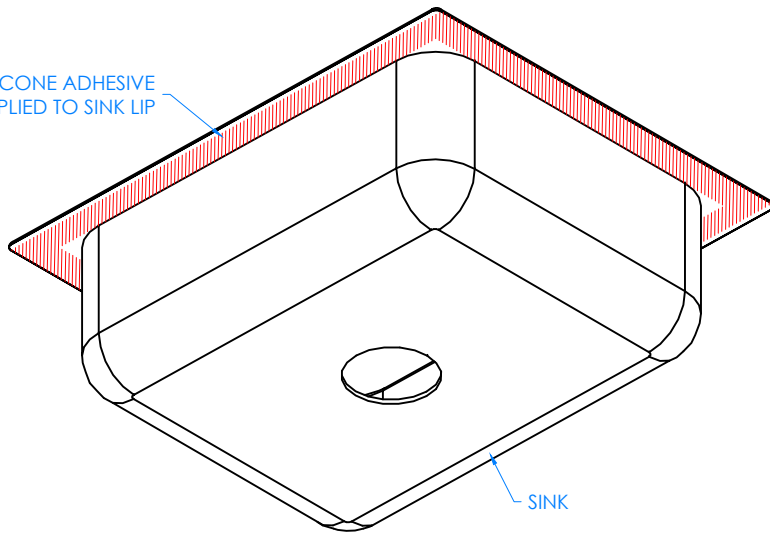
A	CREATED DRAWING	9/1/21	EMR	N/A
REV.	DESCRIPTION	DATE	NAME	ECN No.
	REVISION LEVEL			

DRAWING NUMBER:	SCALE:	SHEET:	REVISION:
AE78230, AE78234, & AE78236	NTS	5 OF 7	REV A

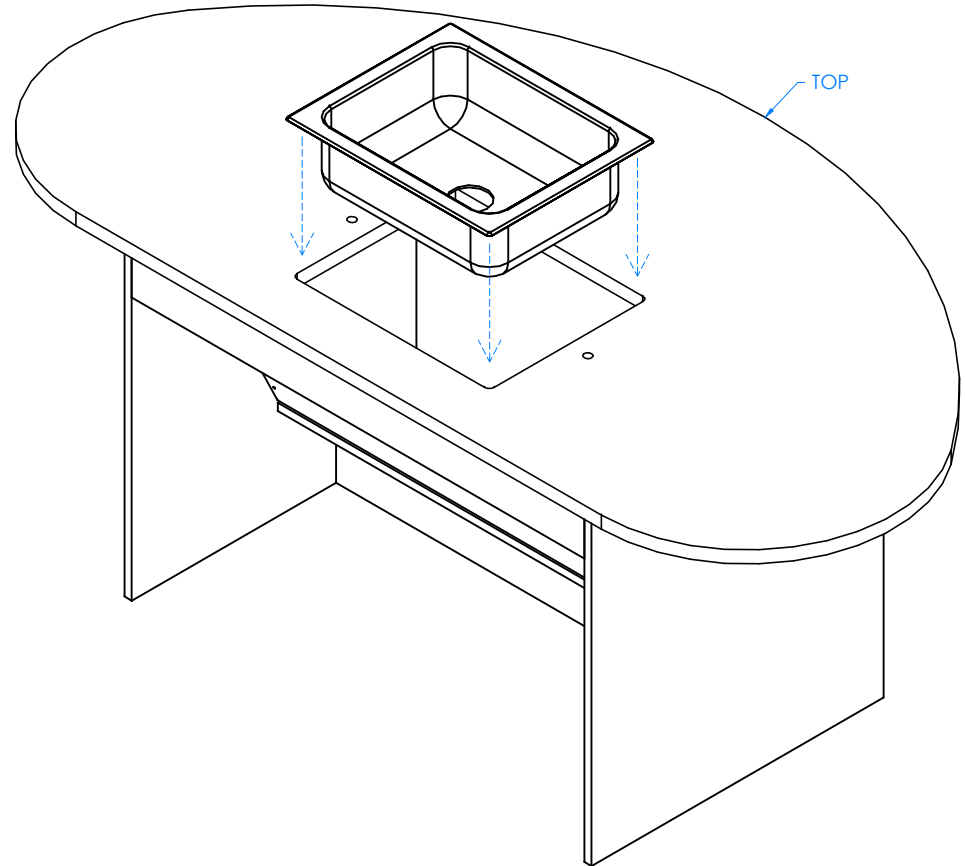
STEP 4:

- APPLY SILICONE ADHESIVE TO UNDERSIDE OF SINK LIP.
- LOWER SINK INTO OPENING.
- PRESS DOWN ON SINK UNTIL SINK SNAPS INTO SPRING CLIPS.
- WIPE OFF ANY EXCESS CAULK AND ALLOW TO SET.
- LET CURE FOR 6-12 HOURS.

SILICONE ADHESIVE
APPLIED TO SINK LIP



SINK



TOP

NOTE:

1.

ALL DIMENSIONS ARE IN INCHES UNLESS NOTED OTHERWISE	DWN BY:	EMR	DATE DWN:	9/1/21
DECIMALS: X = ± .030	APR BY:		DATE APR:	
XX = ± .020	APR BY:		DATE APR:	
XXX = ± .010	APR BY:		DATE APR:	
ANGLES: = ± 1°	APR BY:		DATE APR:	
CABINET SQUARENESS: = ± .0625	APR BY:		DATE APR:	

CONFIDENTIAL:
ALL DESIGN RIGHTS RESERVED
THE INFORMATION, DATA, DESIGN, AND DRAWINGS EMBODIED IN THIS DOCUMENT AND ALL REPRODUCTIONS THEREOF ARE THE EXCLUSIVE PROPERTY OF DIVERSIFIED WOODCRAFTS, INC.

THESE DOCUMENTS ARE SUPPLIED WITH THE UNDERSTANDING THAT THEY WILL NOT BE DISCLOSED TO THIRD PARTIES WITHOUT WRITTEN CONSENT OF DIVERSIFIED WOODCRAFTS, INC. ANY REPRODUCTION IN PART OR WHOLE WITHOUT WRITTEN CONSENT IS SUBJECT TO LEGAL ACTION.

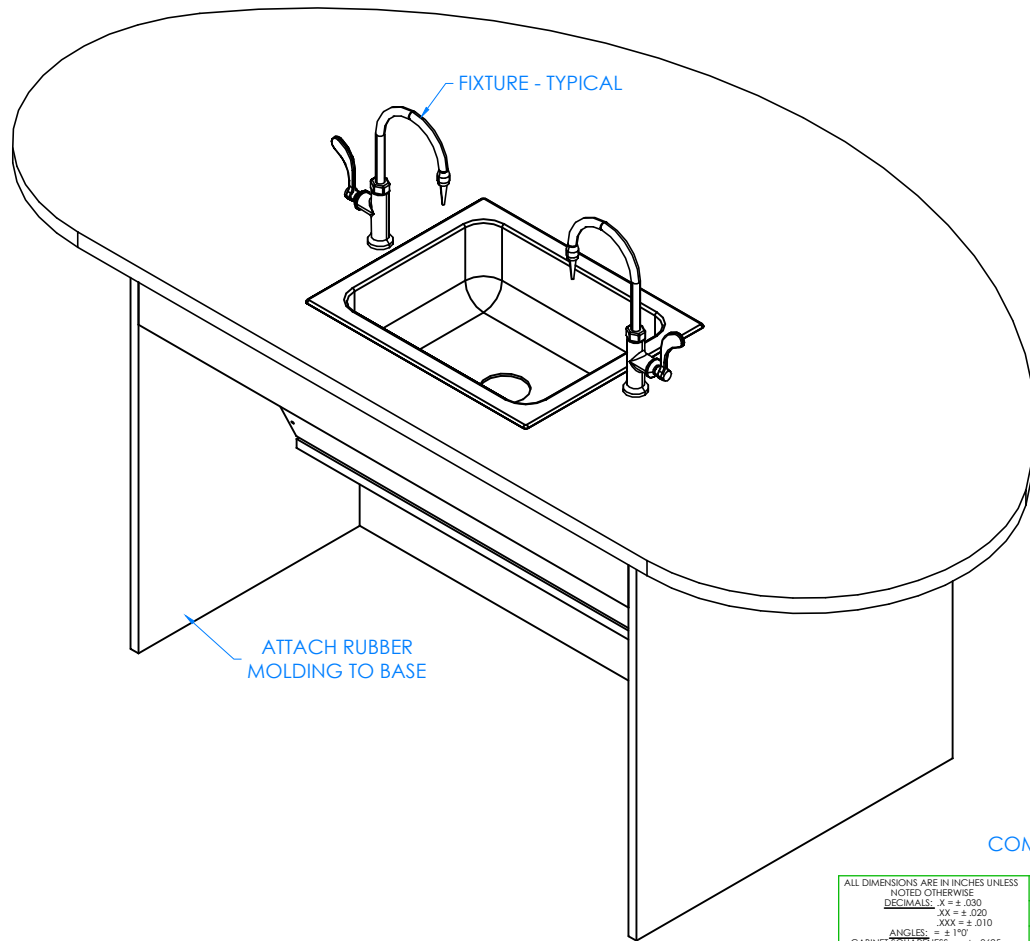


300 South Krueger Street
Suring, WI 54174
diversifiedwoodcrafts.com

TITLE:
AXIS EVOLVE - ADA WORKSTATION
ASSEMBLY INSTRUCTIONS

REV.	DESCRIPTION	DATE	NAME	ECN No.
A	CREATED DRAWING	9/1/21	EMR	N/A
REVISION LEVEL				

DRAWING NUMBER:	SCALE:	SHEET:	REVISION:
AE78230, AE78234, & AE78236	NTS	6 OF 7	REV A



STEP 5:

- ATTACH RUBBER MOLDING TO BASE USING CONTACT CEMENT.
- SCREW STAINLESS STEEL CORNER BRACKETS ON EACH CORNER OVER THE BASE MOLDING WITH HARDWARE PROVIDED.
- INSTALL FIXTURES IN HOLES PROVIDED ON TOP.

COMPLETE UNIT SHOWN

NOTE:

1. ALL WATER, ELECTRICAL, AND GAS CONNECTIONS SHOULD BE PERFORMED BY A TRAINED PROFESSIONAL PER LOCAL CODE.

ALL DIMENSIONS ARE IN INCHES UNLESS NOTED OTHERWISE	DWN BY:	EMR	DATE DWN:	9/1/21
DECIMALS: X = ± .030	APR BY:		DATE APR:	
XX = ± .020	APR BY:		DATE APR:	
XXX = ± .010	APR BY:		DATE APR:	
ANGLES: = ± 1°	APR BY:		DATE APR:	
CABINET SQUARENESS: = ± .0625	APR BY:		DATE APR:	

CONFIDENTIAL:
ALL DESIGN RIGHTS RESERVED
THE INFORMATION, DATA, DESIGN, AND DRAWINGS EMBODIED IN THIS DOCUMENT AND ALL REPRODUCTIONS THEREOF ARE THE EXCLUSIVE PROPERTY OF DIVERSIFIED WOODCRAFTS, INC.

THESE DOCUMENTS ARE SUPPLIED WITH THE UNDERSTANDING THAT THEY WILL NOT BE DISCLOSED TO THIRD PARTIES WITHOUT WRITTEN CONSENT OF DIVERSIFIED WOODCRAFTS, INC. ANY REPRODUCTION IN PART OR WHOLE WITHOUT WRITTEN CONSENT IS SUBJECT TO LEGAL ACTION.



300 South Krueger Street
Suring, WI 54174
diversifiedwoodcrafts.com

TITLE:
AXIS EVOLVE - ADA WORKSTATION
ASSEMBLY INSTRUCTIONS

A	CREATED DRAWING	9/1/21	EMR	N/A
REV.	DESCRIPTION	DATE	NAME	ECN No.
	REVISION LEVEL			

DRAWING NUMBER:	SCALE:	SHEET:	REVISION:
AE78230, AE78234, & AE78236	NTS	7 OF 7	REV A