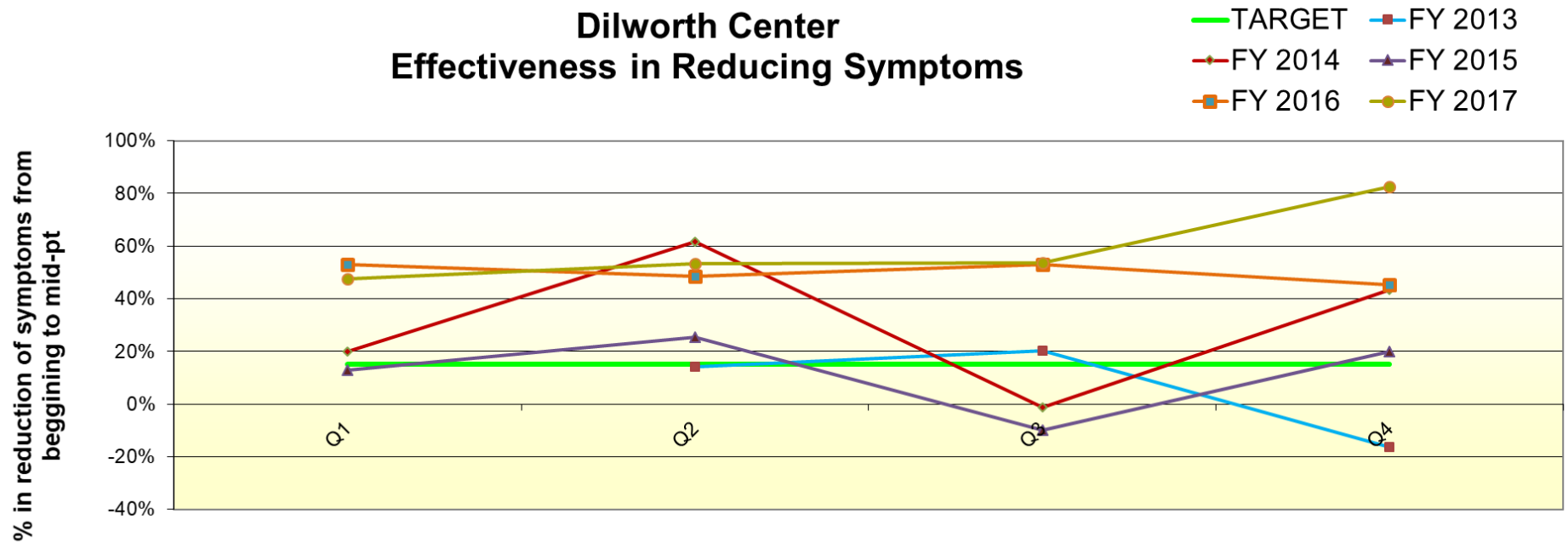


Effectiveness

Dilworth Center Effectiveness in Reducing Symptoms



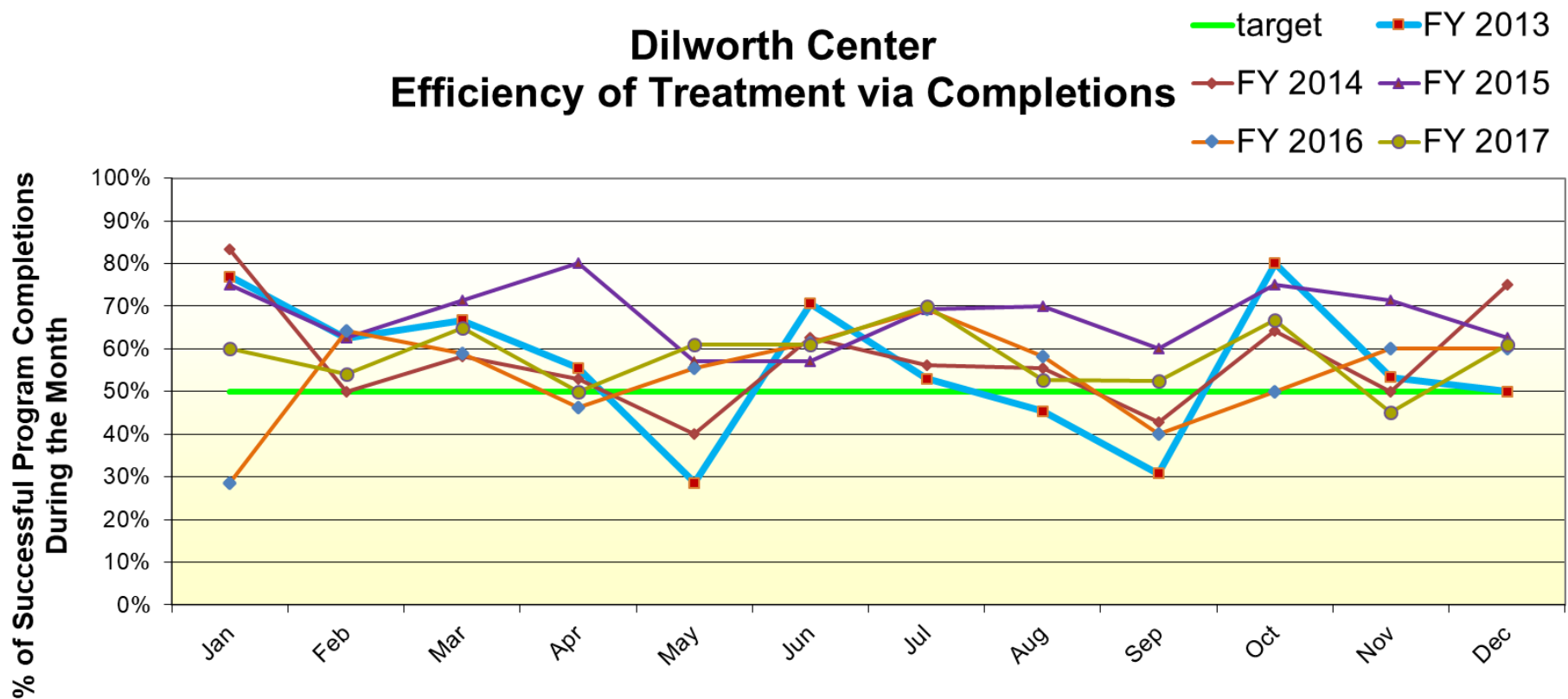
Reduction of Symptoms

TARGET 15%

Effectiveness	Q1-17	Q2-17	Q3-17	Q4-17	Year to Date Average
Patient Mid-point survey Score	3.14	3.3571429	3.42	3.29	
Patient beginning survey score	2.13	2.19	2.23	1.80	
FY 17	48%	53%	54%	83%	59%

Efficiency

Dilworth Center Efficiency of Treatment via Completions

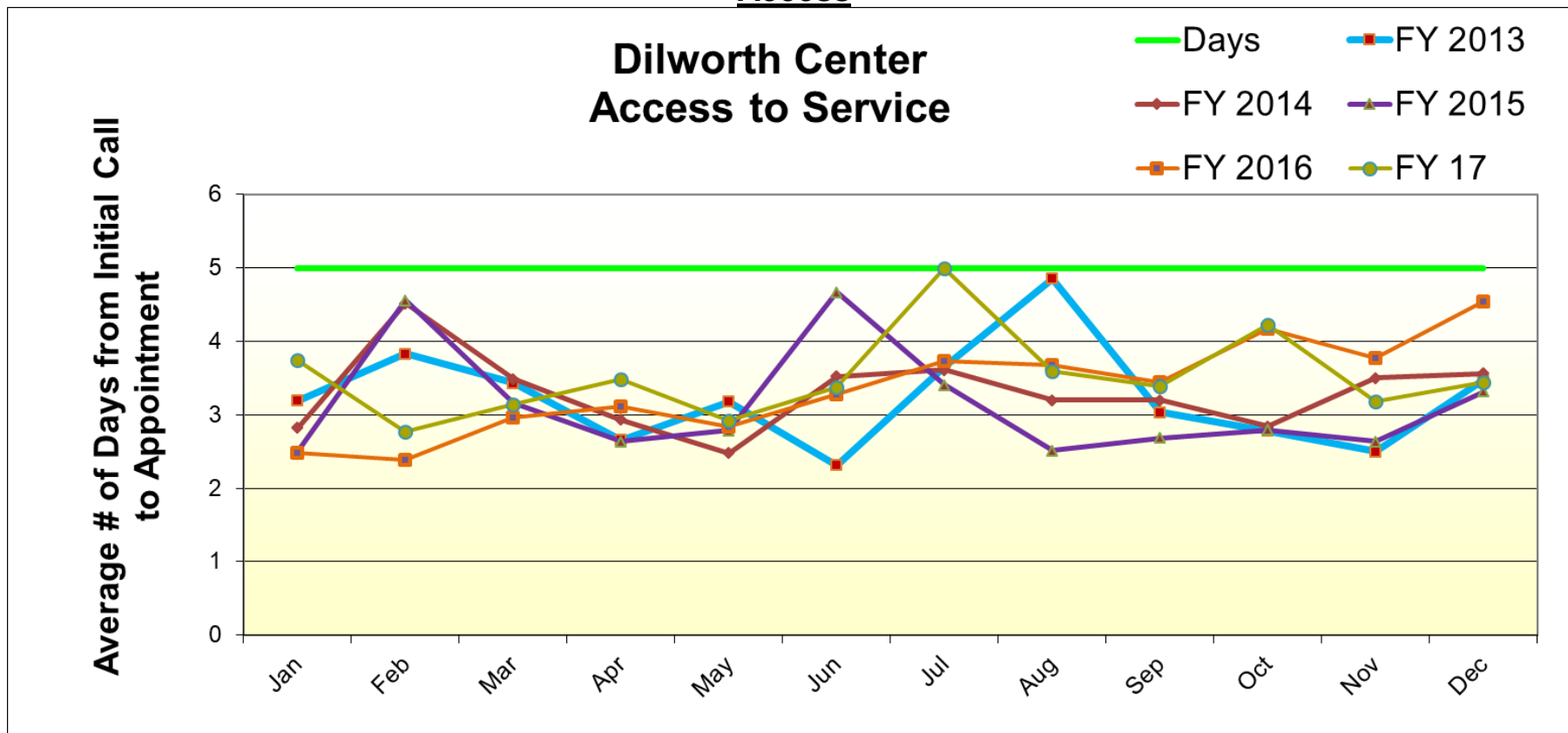


Retention Rates

TARGET 50%

<u>Efficiency</u>	Jan-17	Feb-17	Mar-17	Apr-17	May-17	Jun-17	Jul-17	Aug-17	Sep-17	Oct-17	Nov-17	Dec-17	Year to Date Average
# Patients that completed the program	9	13	13	8	11	11	14	10	11	14	9	11	
# Patients that left the program and completed the program	15	24	20	16	18	18	20	19	21	21	20	18	
FY 17	60.00%	54.17%	65.00%	50.00%	61.11%	61.11%	70.00%	52.63%	52.38%	66.67%	45.00%	61.11%	58%

Access

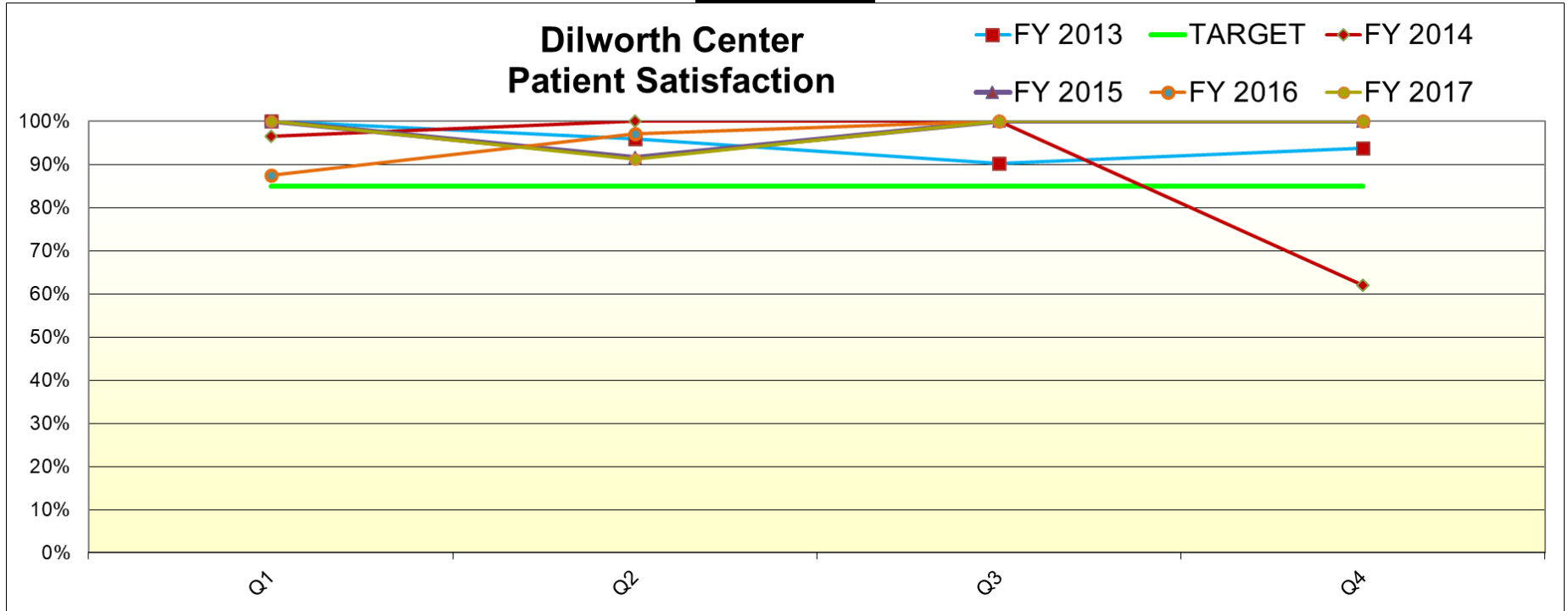


Access to Service

TARGET 5

Access	Jan-17	Feb-17	Mar-17	Apr-17	May-17	Jun-17	Jul-17	Aug-17	Sep-17	Oct-17	Nov-17	Dec-17	
Access to Service	3.75	2.77	3.14	3.49	2.92	3.38	5.00	3.59	3.38	4.23	3.18	3.44	Year to Date Average
FY 17	3.75	2.77	3.14	3.49	2.92	3.38	5.00	3.59	3.38	4.23	3.18	3.44	3.52

Satisfaction



Patient Satisfaction

TARGET 85%

<u>Satisfaction</u>	Q1-17	Q2-17	Q3-17	Q4-17	
Patient Satisfaction Scores	100.00%	91.18%	100.00%	100.00%	Year to Date Average
FY 17	100.00%	91.18%	100.00%	100.00%	98%