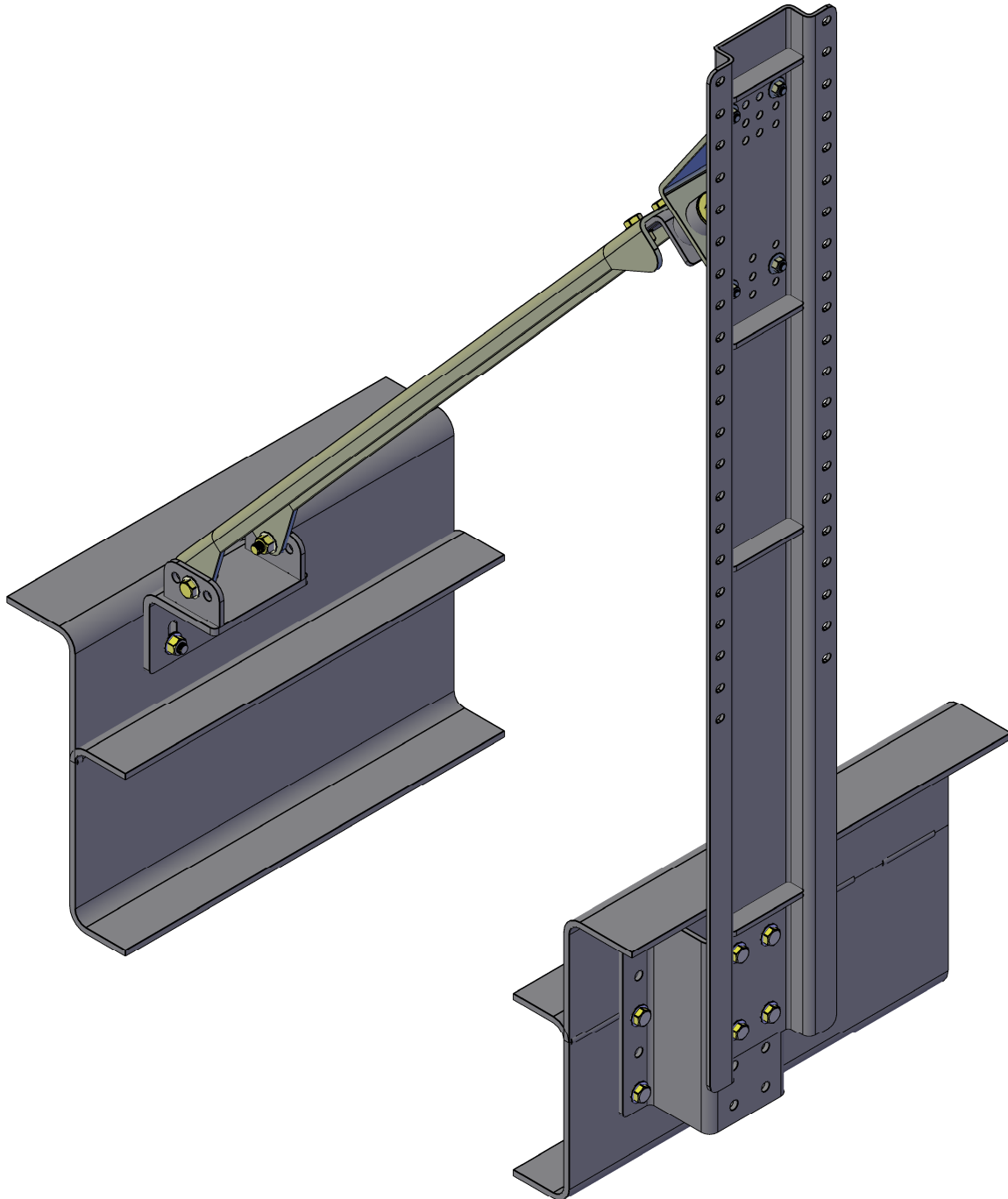


DIESEL EMISSIONS SERVICE

RETROFIT AND REPOWER SPECIALISTS

Portland | Redding | Oakland | Ontario



DES VM6044 H-DUTY MIXER KIT

ALL INSTALLATION INSTRUCTIONS AND GUIDELINES MUST BE THOROUGHLY READ AND UNDERSTOOD BEFORE INSTALLING A DIESEL EMISSIONS SERVICE PRODUCT



PRODUCT GUIDELINES

Diesel Emissions Service recommends its products be installed by a trained technician with proper tools and safety equipment. In addition all Diesel Emissions Service mounting brackets should be installed using good judgment and sound mechanical principles. Since all installations are unique, it is the sole responsibility of the installer to determine the best fit and function of the DPF mounting brackets.

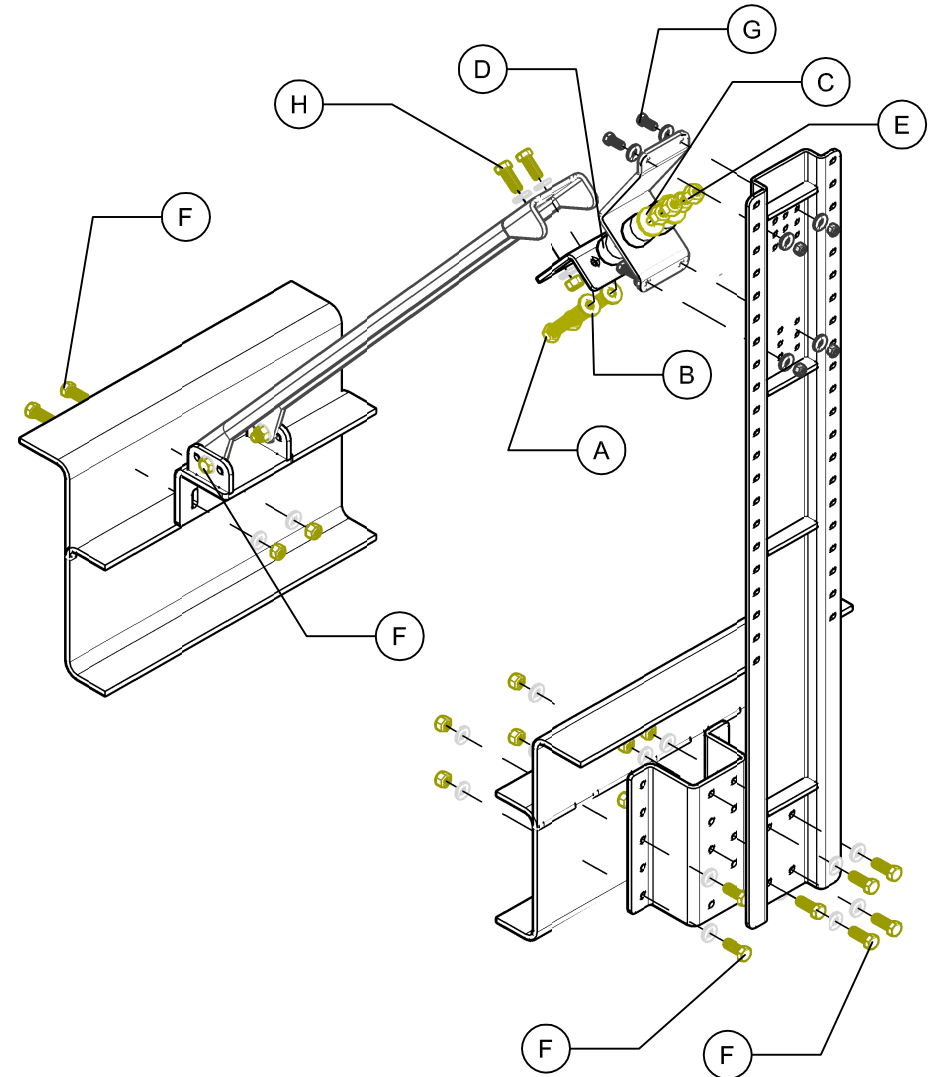
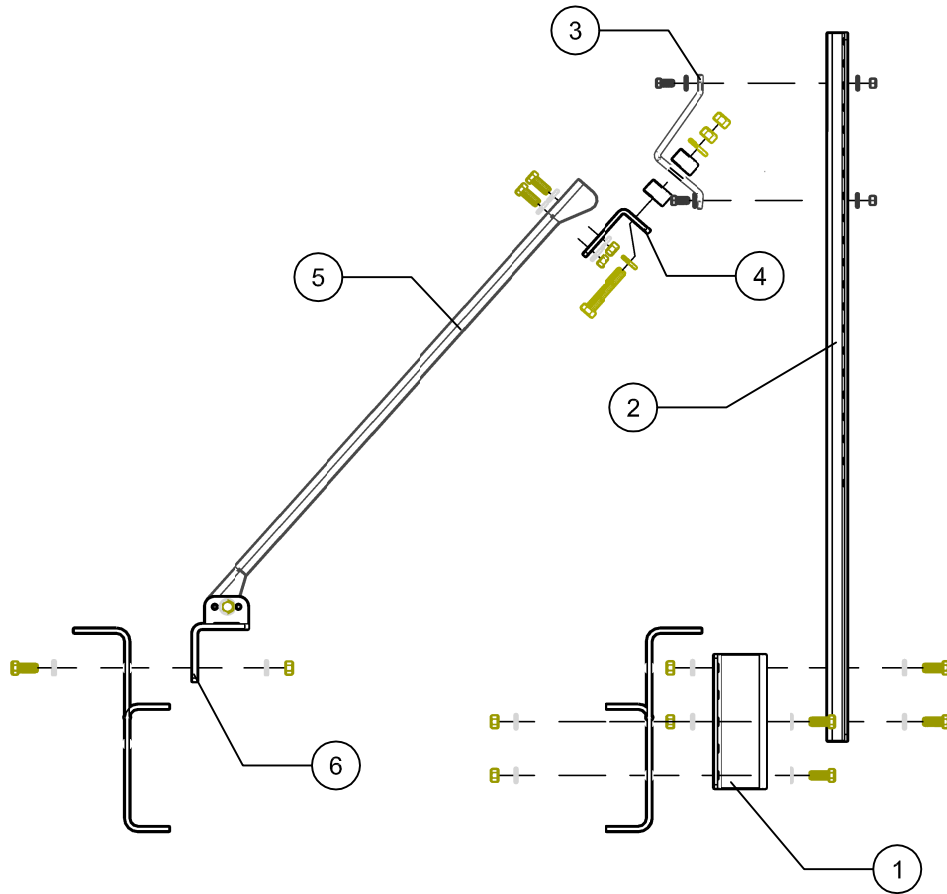
PRODUCT SAFETY

Diesel Emissions Service products are designed for “ON-ROAD” applications only. Modifications to any Diesel Emissions Service product are not recommended and can compromise the bracket performance. Diesel Emissions Service claims no liability or responsibility for the improper application or installation of its products.

PRODUCT WARRANTY

Diesel Emissions Service warrants to the original purchaser of its products that such products will be free from defects in material and workmanship under normal use. Diesel Emissions Service’s obligation under this warranty is solely and exclusively limited to repair and or replacement, at Diesel Emissions Service option, of the product (or components thereof) which Diesel Emissions Service’s examination proves to its satisfaction to be defective. Diesel Emissions Service SHALL HAVE NO OBLIGATION FOR CONSEQUENTIAL DAMAGES TO PERSONAL OR REAL PROPERTY, OR FOR INJURY TO ANY PERSON.

This warranty does not apply to products which have been subject to improper use, accident, negligence, abuse or misuse.

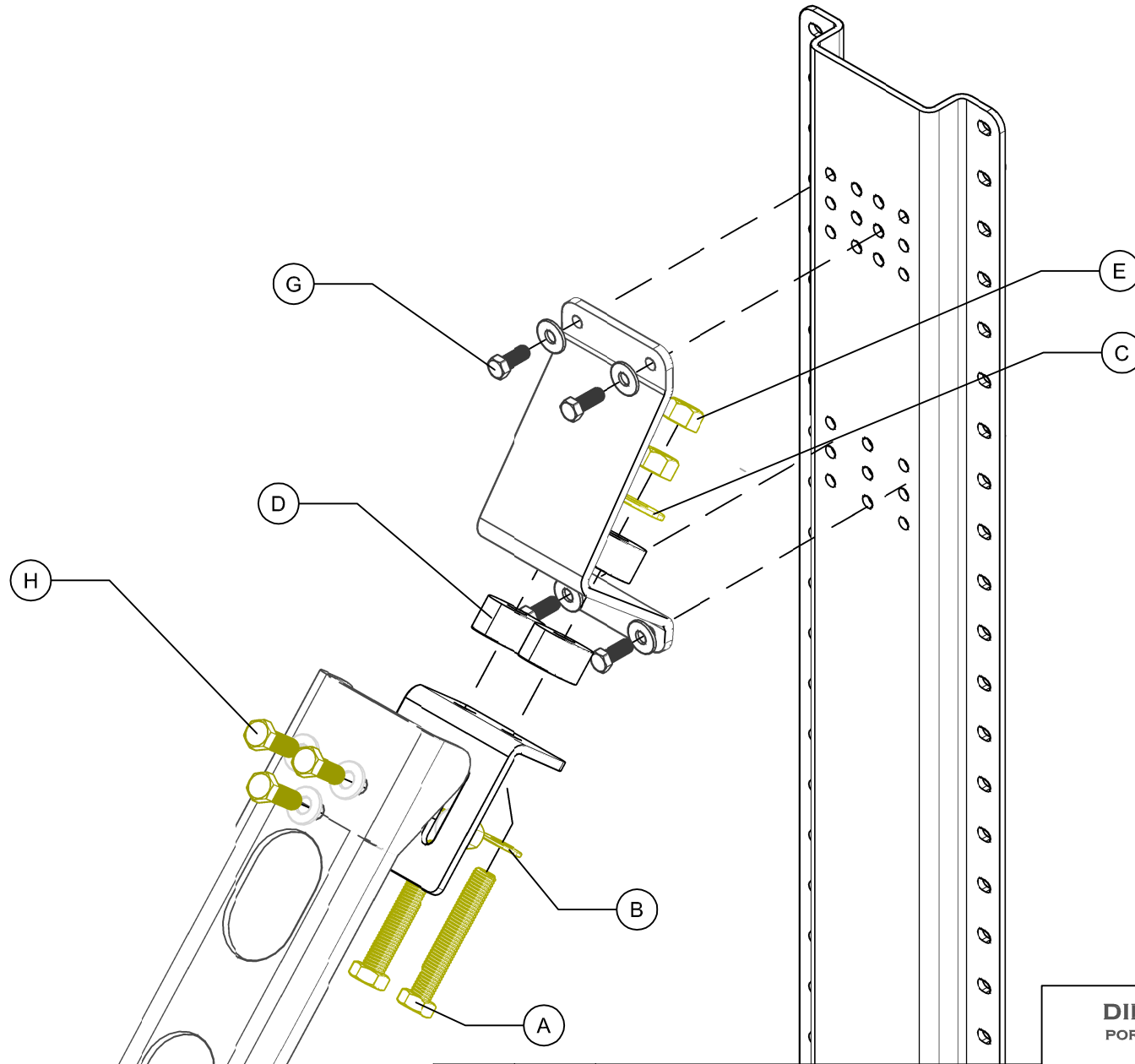


ITEM	QTY	COMPONENT DESCRIPTION	ITEM	QTY	HARDWARE DESCRIPTION
1	1	FRAME SPACING BRACKET	A	2	5/8 -11 X 4 INCH BOLT
2	1	56" VERTICAL STANCHION	B	2	5/8 SAE WASHER
3	1	UPPER ISOLATOR BRACKET	C	2	5/8 USS WASHER
4	1	UPPER CROSS BAR BRACKET	D	4	2" THICK POLY ISOLATORS
5	1	CROSS BAR	E	4	5/8 -11 HEX NUTS
6	1	LOWER CROSS BAR BRACKET	F	12	1/2 - 13 X1-3/4 BOLT,NUT,WASHER,ASSY
			G	4	3/8 - 16 X1-1/2 BOLT,NUT,WASHER,ASSY
			H	3	7/16-14 X1-1/2 BOLT,NUT,WASHER,ASSY

DIESEL EMISSIONS SERVICE
 PORTLAND REDDING OAKLAND ONTARIO
 888-792-2922

DES VM6044 H-DUTY MIXER KIT

Size	Drawing No.	Rev
A	DES VM6044	
Scale NOT TO SCALE	CAD File	Sheet 1 OF 7

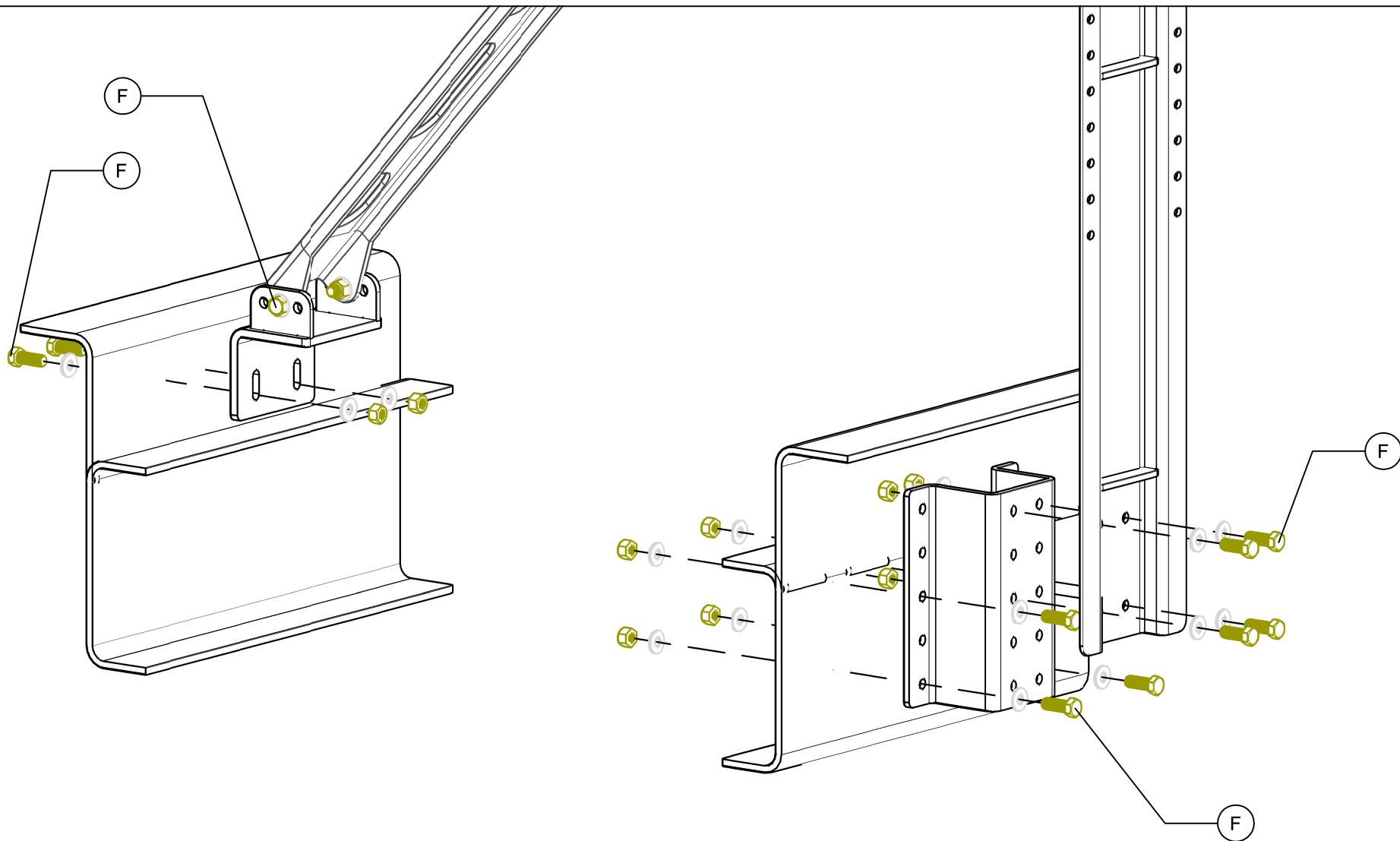


ITEM	QTY	HARDWARE DESCRIPTION
A	2	5/8 -11 X 4 INCH BOLT
B	2	5/8 SAE WASHER
C	2	5/8 USS WASHER
D	4	2" THICK POLY ISOLATORS
E	4	5/8 -11 HEX NUTS
G	4	3/8 - 16 X1-1/2 BOLT,NUT,WASHER,ASSY
H	3	7/16-14 X1-1/2 BOLT,NUT,WASHER,ASSY

DIESEL EMISSIONS SERVICE
PORTLAND REDDING OAKLAND ONTARIO
888-792-2922

DES VM6044 H-DUTY MIXER KIT

Size	Drawing No.	Rev
A	DES VM6044	
Scale NOT TO SCALE	CAD File	Sheet 2 OF 7



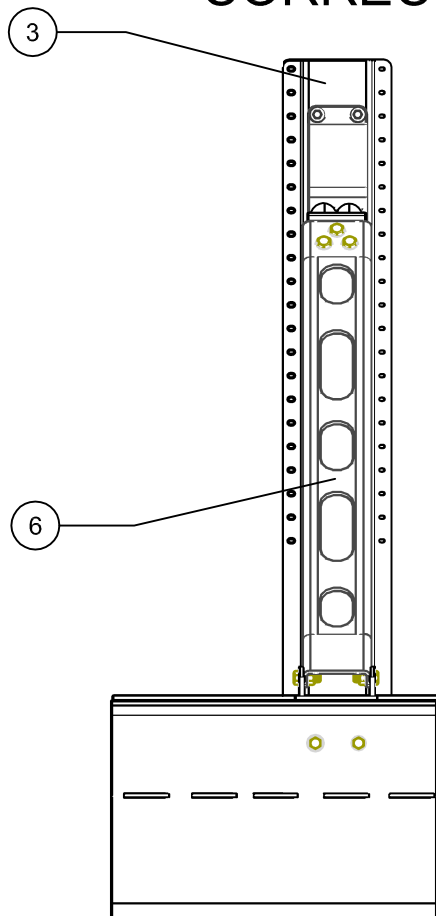
DIESEL EMISSIONS SERVICE
 PORTLAND REDDING OAKLAND ONTARIO
 888-792-2922

DES VM6044 **H-DUTY MIXER KIT**

Size	Drawing No.	Rev
A	DES VM6044	
Scale	CAD File	Sheet
NOT TO SCALE		3 of 7

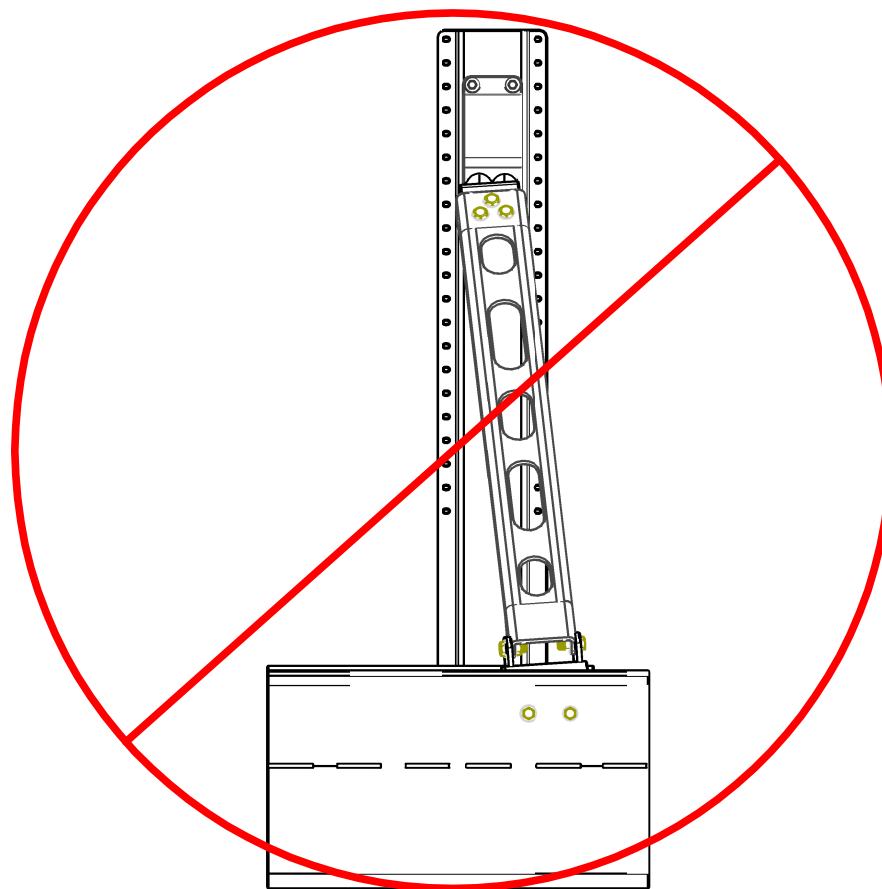
ITEM	QTY	HARDWARE DESCRIPTION
F	12	1/2 -13 X1-3/4 BOLT,NUT,WASHER,ASSY

CORRECT



CROSS BAR(6) MUST BE PLACED
PARALLEL TO 56"VERTICAL STANCHION(3)

INCORRECT



FAILURE TO INSTALL CROSS BAR (6) PARALLEL
TO VERTICAL STANCHION (3) CAN COMPROMISE
BRACKET INTEGRITY AND RESULT IN BRACKET
FAILURE AND OR DAMAGE TO FILTER!

ITEM	QTY	COMPONENT DESCRIPTION
3	1	56" VERTICAL STANCHION
6	1	CROSS BAR

DIESEL EMISSIONS SERVICE
PORTLAND REDDING OAKLAND ONTARIO
888-792-2922

Drawing No.

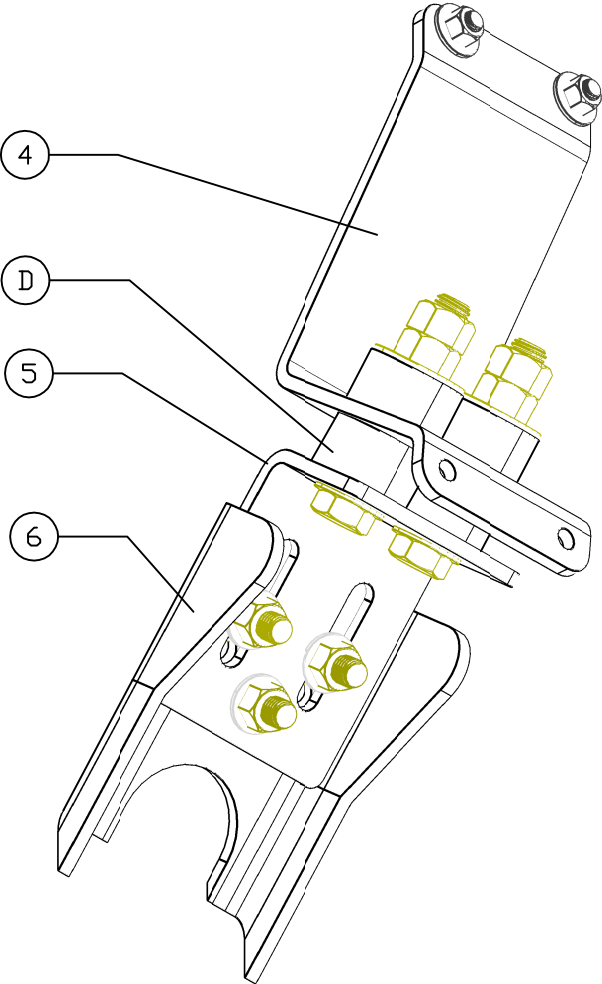
DES VM6044

Scale NOT TO SCALE

Size A

Sheet
4 OF 7

CORRECT

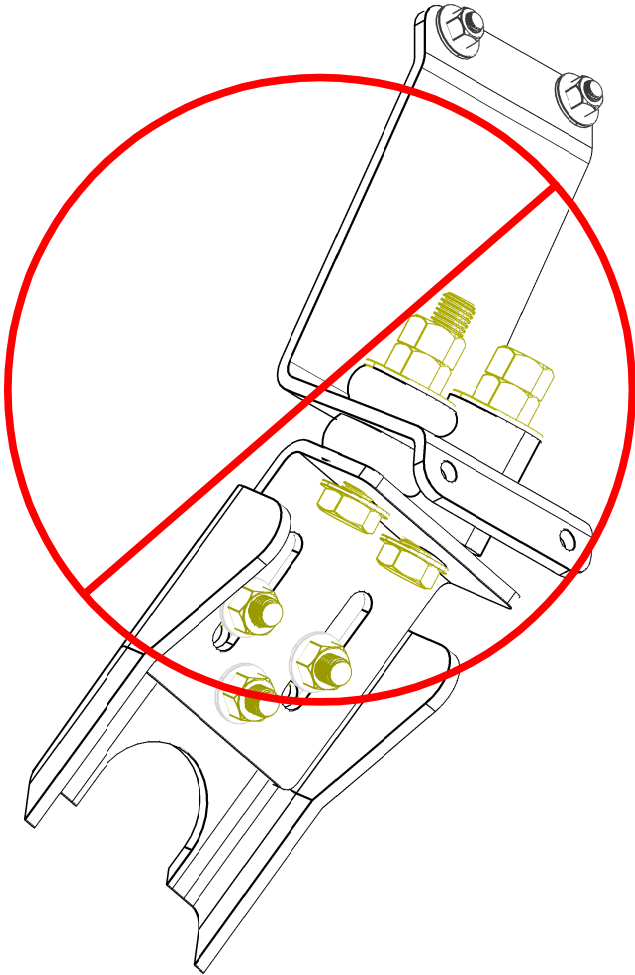


ISOLATORS (D) MUST BE COMPRESSED EQUALLY



ISOLATORS (D) SHOULD BE COMPRESSED APPROXIMATELY 25-30%

INCORRECT



IMPROPER ISOLATOR COMPRESSION CAN LEAD TO ISOLATOR AND BRACKET FAILURE

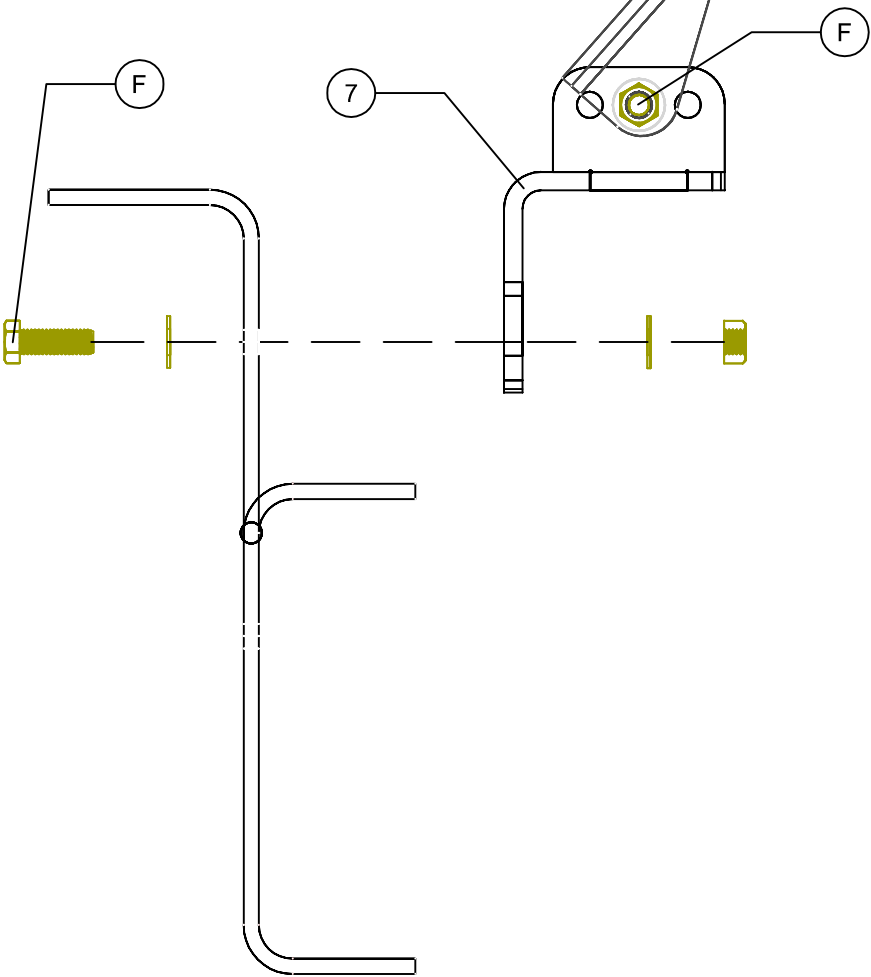
DIESEL EMISSIONS SERVICE
PORTLAND REDDING OAKLAND ONTARIO
888-792-2922

ITEM	QTY	COMPONENT DESCRIPTION
4	1	UPPER ISOLATOR BRACKET
5	1	UPPER CROSS BAR BRACKET
6	1	CROSS BAR

ITEM	QTY	HARDWARE DESCRIPTION
D	4	2" THICK POLY ISOLATORS

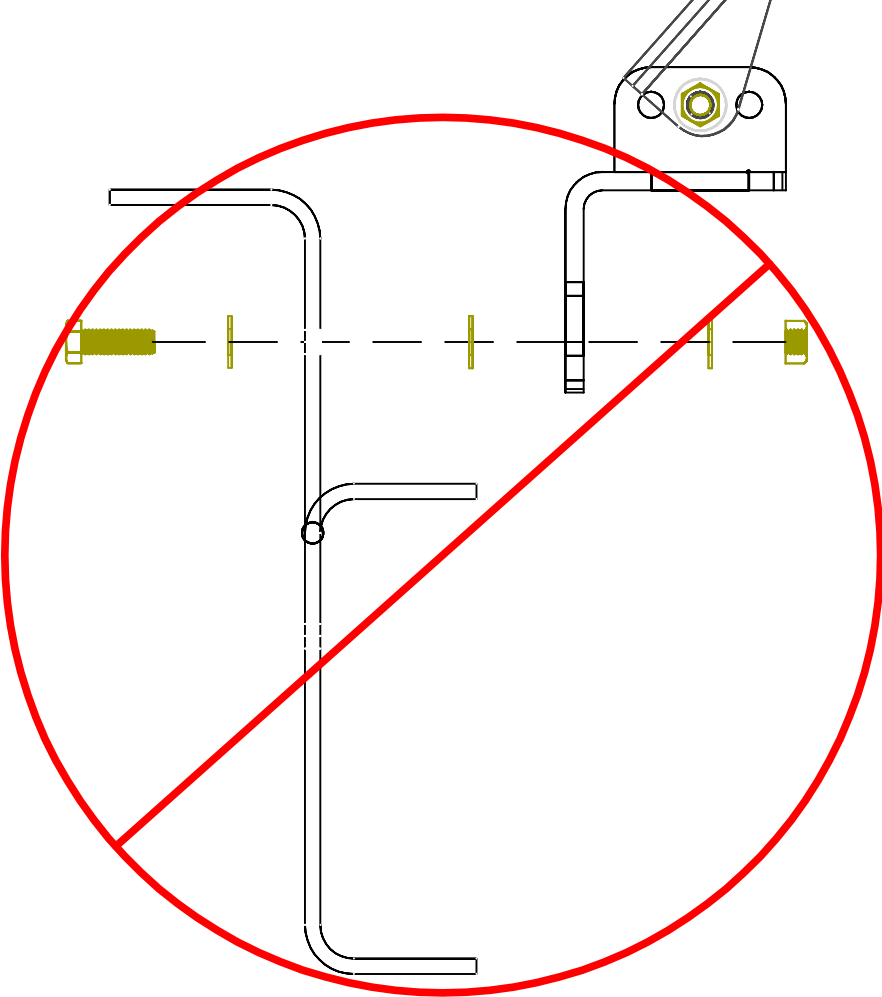
Drawing No. DES VM6044		
Scale NOT TO SCALE	Size A	Sheet 5 OF 7

CORRECT



LOWER CROSS BAR BRACKET (7) MUST SEAT FLUSH TO FRAME RAIL

INCORRECT

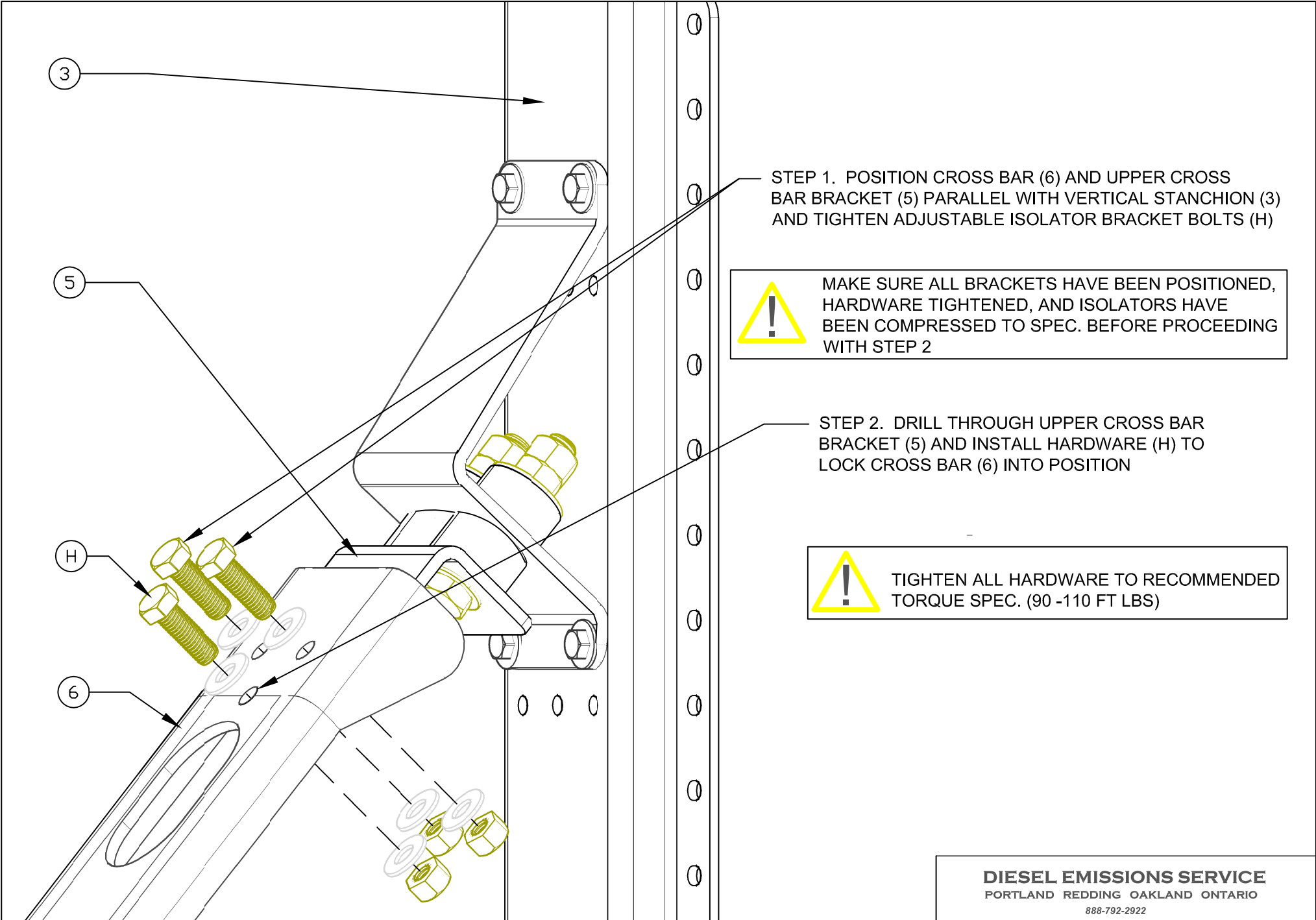


NEVER SPACE LOWER CROSS BAR BRACKET (7) AWAY FROM FRAME RAIL

DIESEL EMISSIONS SERVICE
PORTLAND REDDING OAKLAND ONTARIO
888-792-2922

Drawing No. **DES VM6044**

ITEM	QTY	COMPONENT DESCRIPTION	ITEM	QTY	HARDWARE DESCRIPTION	Scale	Size	Sheet
7	1	LOWER CROSS BAR BRACKET	F	12	1/2 - 13 X1-3/4 BOLT,NUT,WASHER,ASSY	NOT TO SCALE	A	6 of 7



ITEM			QTY			COMPONENT DESCRIPTION			ITEM			QTY			HARDWARE DESCRIPTION			Drawing No.		
3			1			56" VERTICAL STANCHION			H			3			7/16-14 X1-1/2 BOLT,NUT,WASHER,ASSY			DES VM6044		
5			1			UPPER CROSS BAR BRACKET												Scale NOT TO SCALE		
6			1			CROSS BAR												Size A		
																		Sheet 7 OF 7		

DIESEL EMISSIONS SERVICE
PORTLAND REDDING OAKLAND ONTARIO
888-792-2922