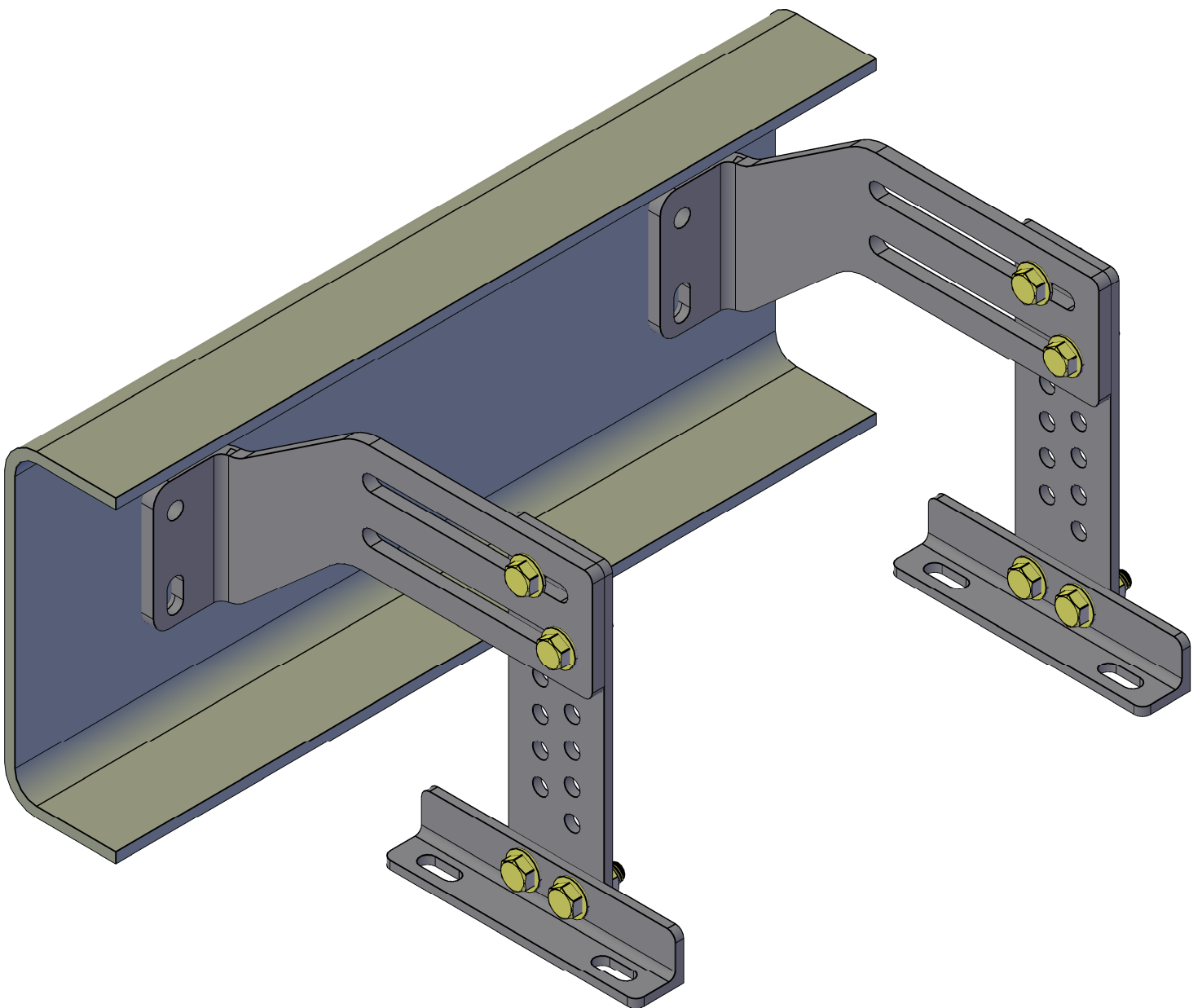


# DIESEL EMISSIONS SERVICE

RETROFIT AND REPOWER SPECIALISTS

Portland | Redding | Oakland | Ontario



## DES M4100 "LIGHT DUTY" INSIDE FRAME MOUNTING KIT

ALL INSTALLATION INSTRUCTIONS AND GUIDELINES MUST BE THOROUGHLY READ AND UNDERSTOOD BEFORE INSTALLING A DIESEL EMISSIONS SERVICE PRODUCT



## **PRODUCT GUIDELINES**

**Diesel Emissions Service recommends its products be installed by a trained technician with proper tools and safety equipment. In addition all Diesel Emissions Service mounting brackets should be installed using good judgment and sound mechanical principles. Since all installations are unique, it is the sole responsibility of the installer to determine the best fit and function of the DPF mounting brackets.**

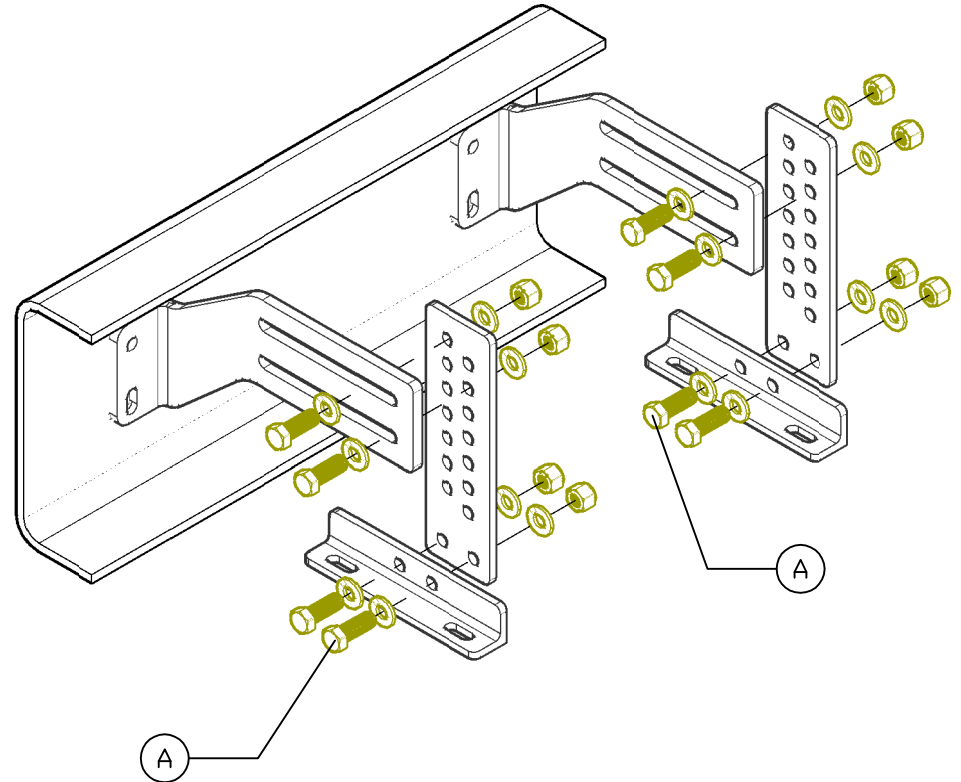
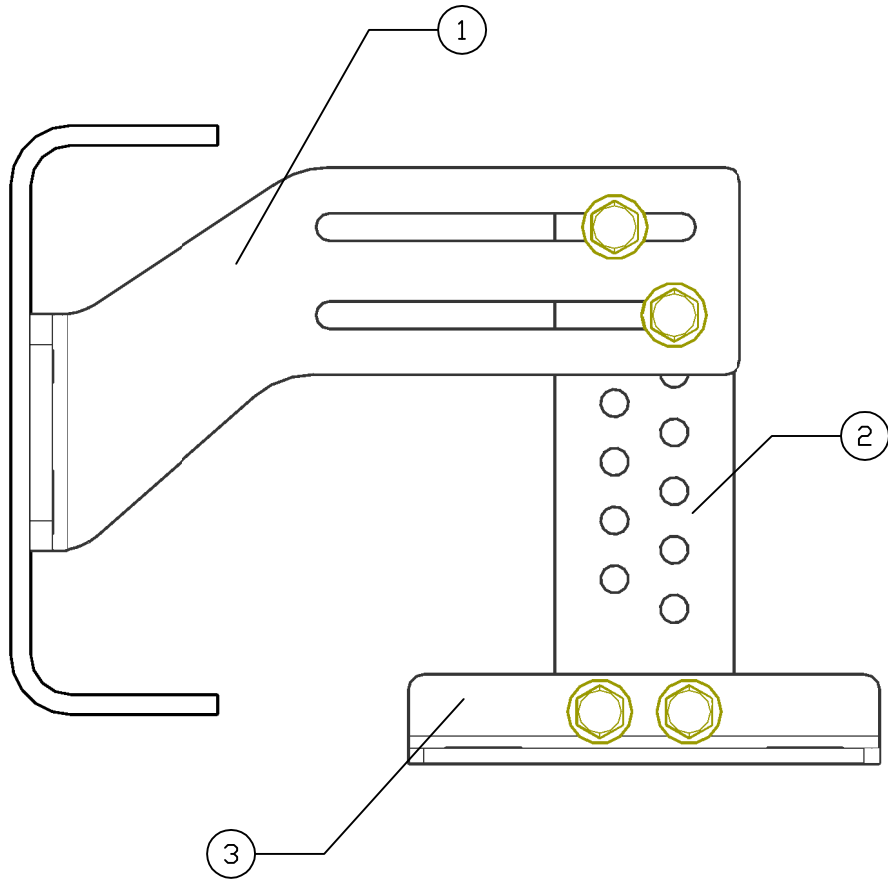
## **PRODUCT SAFETY**

**Diesel Emissions Service products are designed for “ON-ROAD” applications only. Modifications to any Diesel Emissions Service product are not recommended and can compromise the bracket performance. Diesel Emissions Service claims no liability or responsibility for the improper application or installation of its products.**

## **PRODUCT WARRANTY**

**Diesel Emissions Service warrants to the original purchaser of its products that such products will be free from defects in material and workmanship under normal use. Diesel Emissions Service’s obligation under this warranty is solely and exclusively limited to repair and or replacement, at Diesel Emissions Service option, of the product (or components thereof) which Diesel Emissions Service’s examination proves to its satisfaction to be defective. Diesel Emissions Service SHALL HAVE NO OBLIGATION FOR CONSEQUENTIAL DAMAGES TO PERSONAL OR REAL PROPERTY, OR FOR INJURY TO ANY PERSON.**

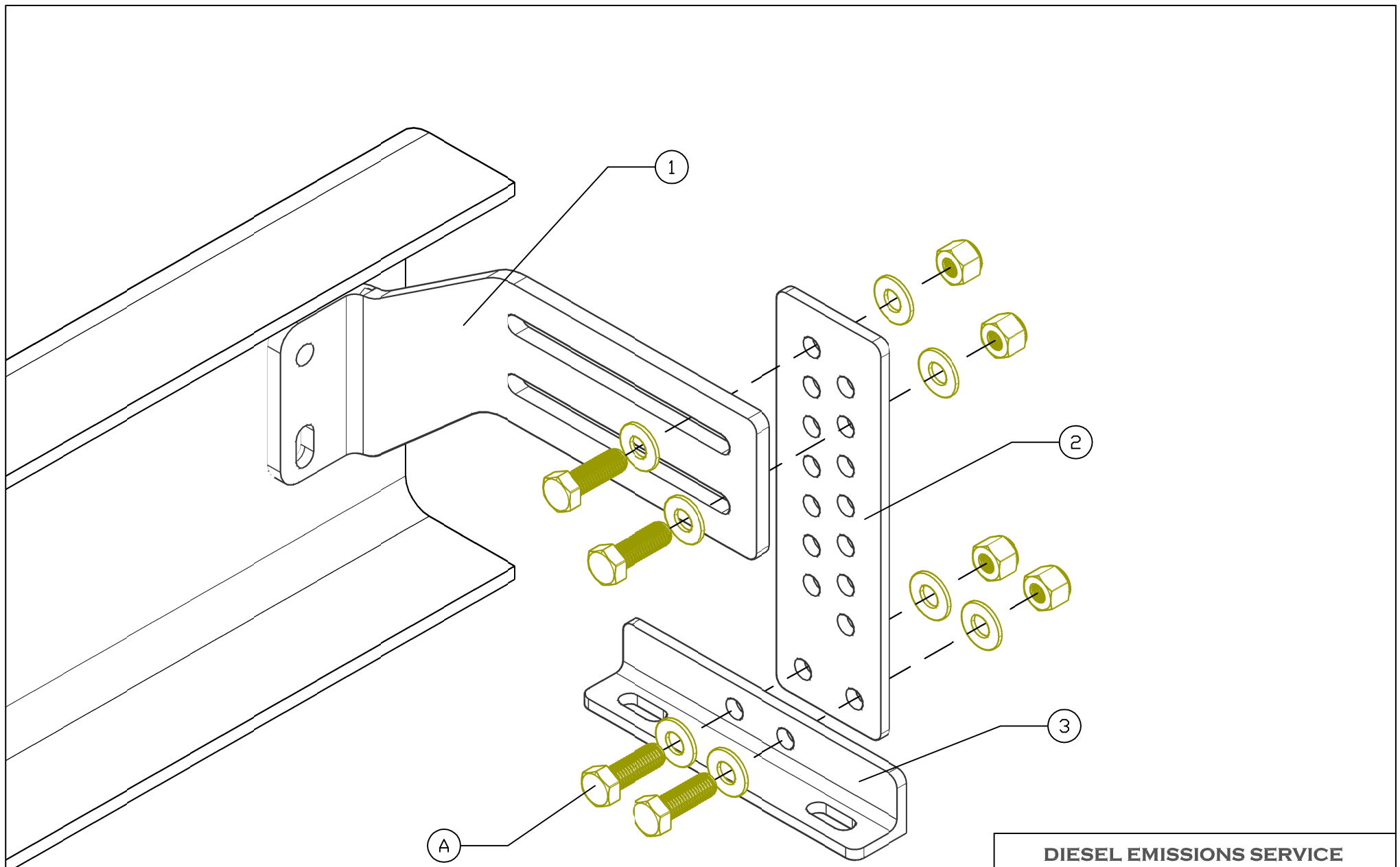
**This warranty does not apply to products which have been subject to improper use, accident, negligence, abuse or misuse.**



ITEM	QTY	COMPONENT DESCRIPTION
1	2	INSIDE FRAME BRACKET
2	2	ADJUSTABLE FLAT BAR
3	2	BAND MOUNTING ANGLE

ITEM	QTY	HARDWARE DESCRIPTION
A	8	7/16-14 X1-1/2 BOLT,NUT,WASHER,ASSY

<b>DIESEL EMISSIONS SERVICE</b> PORTLAND REDDING OAKLAND ONTARIO 888-792-2922		
<b>"LIGHT DUTY" INSIDE          FRAME MOUNTING KIT</b>		
Size	Drawing No.	Rev
<b>A</b>	<b>DES M4100</b>	
Scale	CAD File	Sheet
NOT TO SCALE		1 of 6



**DIESEL EMISSIONS SERVICE**  
 PORTLAND REDDING OAKLAND ONTARIO  
 888-792-2922

**"LIGHT DUTY" INSIDE  
 FRAME MOUNTING KIT**

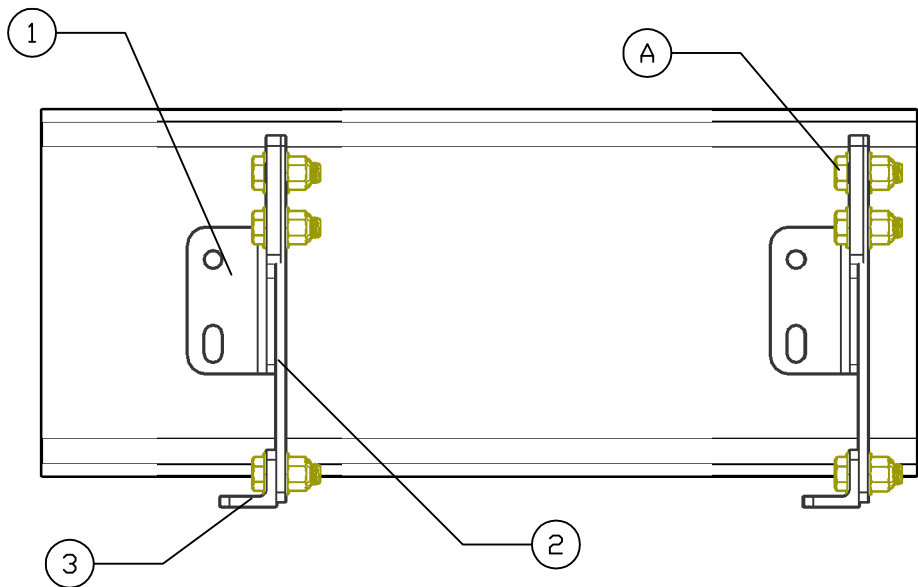
Size	Drawing No.	Rev
<b>A</b>	<b>DES M4100</b>	

ITEM	QTY	COMPONENT DESCRIPTION
1	2	INSIDE FRAME BRACKET
2	2	ADJUSTABLE FLAT BAR
3	2	BAND MOUNTING ANGLE

ITEM	QTY	HARDWARE DESCRIPTION
A	8	7/16-14 X1-1/2 BOLT,NUT,WASHER,ASSY

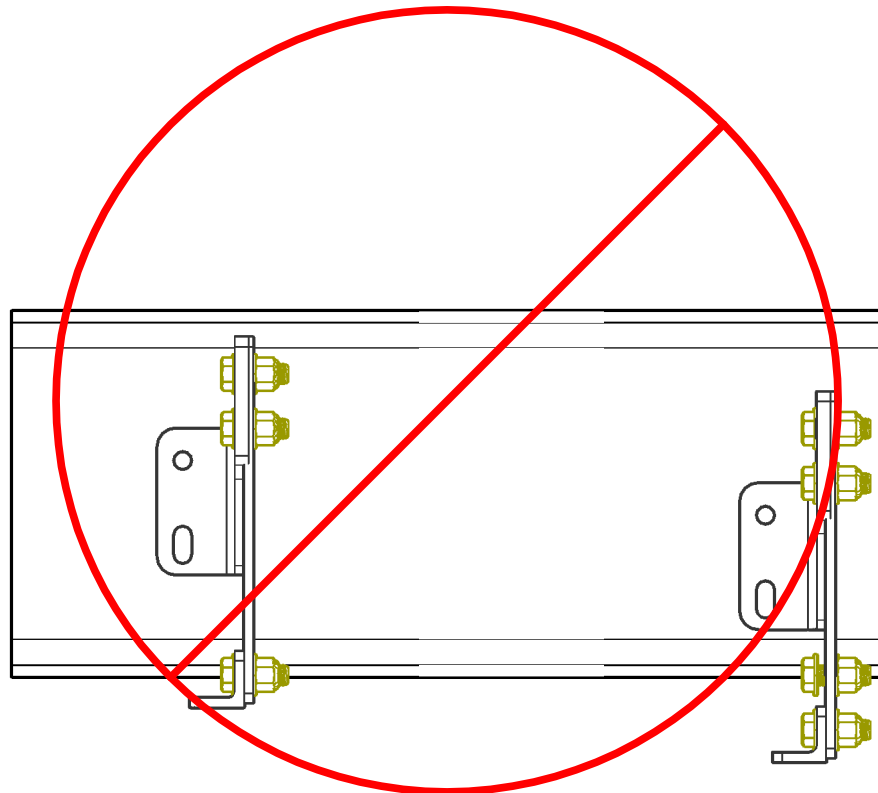
Scale	CAD File	Sheet
<b>NOT TO SCALE</b>		2 of 6


# CORRECT



INSIDE FRAME BRACKET (1) ADJUSTABLE FLAT BAR (2) AND BAND MOUNTING ANGLE (3) MUST BE PERPENDICULAR WITH ONE ANOTHER AND PARALLEL TO FRAME RAIL

# INCORRECT



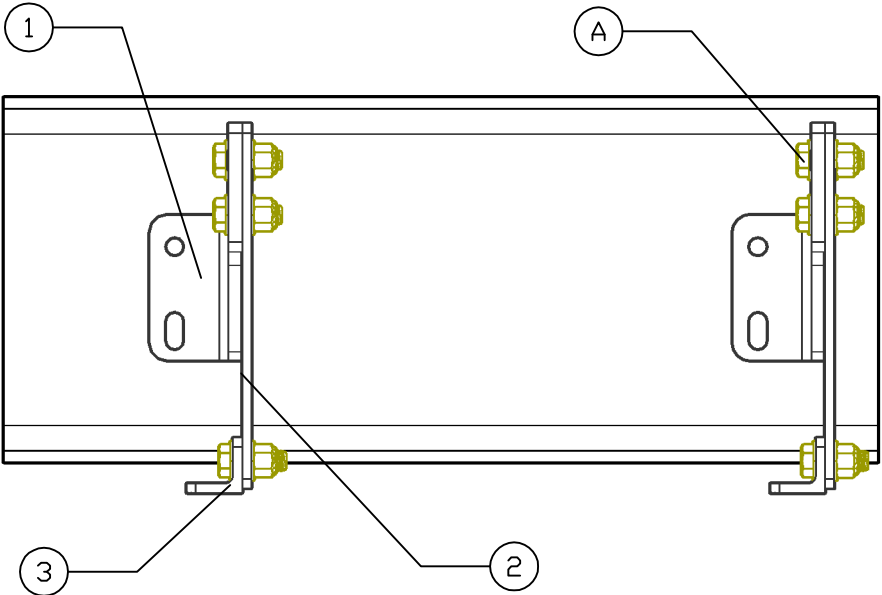
 FAILURE TO PROPERLY INSTALL DES M4100 BRACKETS CAN RESULT IN BRACKET FAILURE AND OR DAMAGE TO FILTER

ITEM	QTY	COMPONENT DESCRIPTION
1	2	INSIDE FRAME BRACKET
2	2	ADJUSTABLE FLAT BAR
3	2	BAND MOUNTING ANGLE

ITEM	QTY	HARDWARE DESCRIPTION
A	8	7/16-14 X1-1/2 BOLT,NUT,WASHER,ASSY

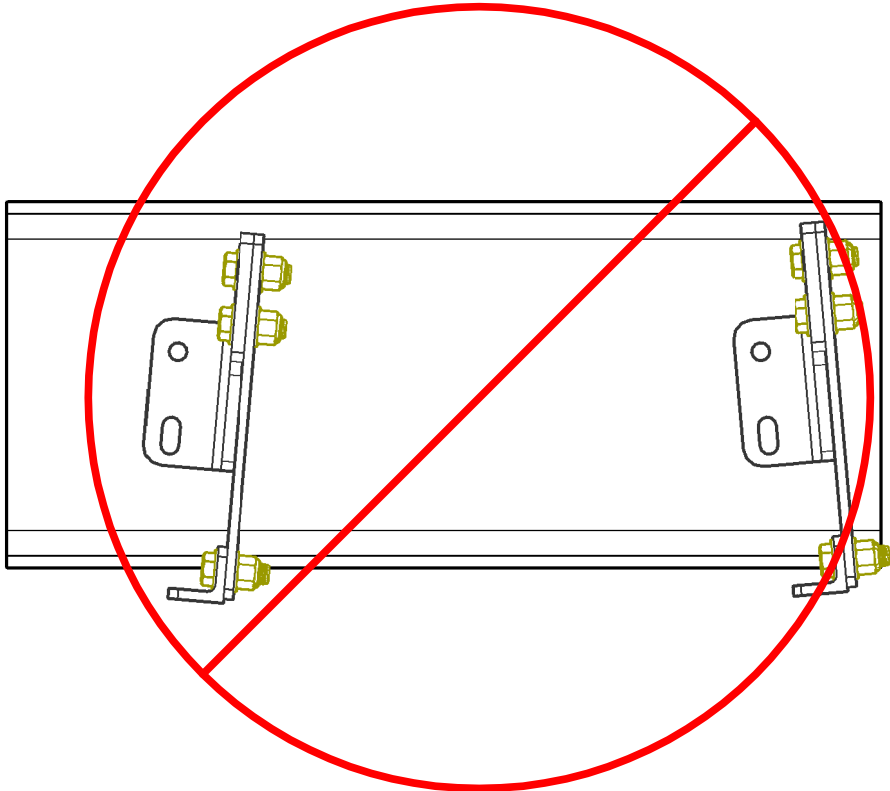
<b>DIESEL EMISSIONS SERVICE</b> PORTLAND REDDING OAKLAND ONTARIO 888-792-2922	
Size <b>A</b>	Drawing No. <b>DES M4100</b>
Scale NOT TO SCALE	Sheet 3 of 6

# CORRECT



INSIDE FRAME BRACKET (1) ADJUSTABLE FLAT BAR (2) AND BAND MOUNTING ANGLE (3) MUST BE PERPENDICULAR WITH ONE ANOTHER AND PARALLEL TO FRAME RAIL

# INCORRECT



FAILURE TO PROPERLY INSTALL DES M4100 BRACKETS CAN RESULT IN BRACKET FAILURE AND OR DAMAGE TO FILTER

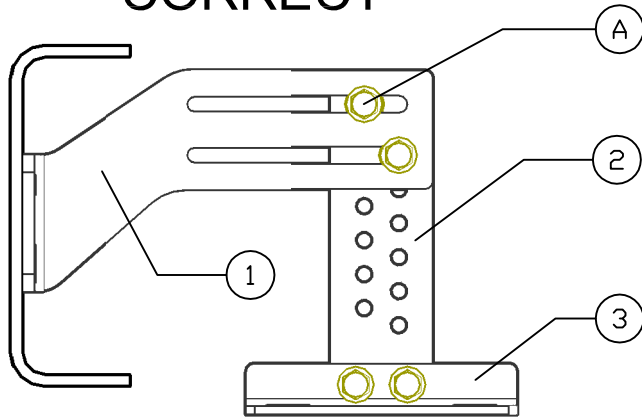
ITEM	QTY	COMPONENT DESCRIPTION
1	2	INSIDE FRAME BRACKET
2	2	ADJUSTABLE FLAT BAR
3	2	BAND MOUNTING ANGLE

ITEM	QTY	HARDWARE DESCRIPTION
A	8	7/16-14 X1-1/2 BOLT,NUT,WASHER,ASSY

**DIESEL EMISSIONS SERVICE**  
 PORTLAND REDDING OAKLAND ONTARIO  
 888-792-2922

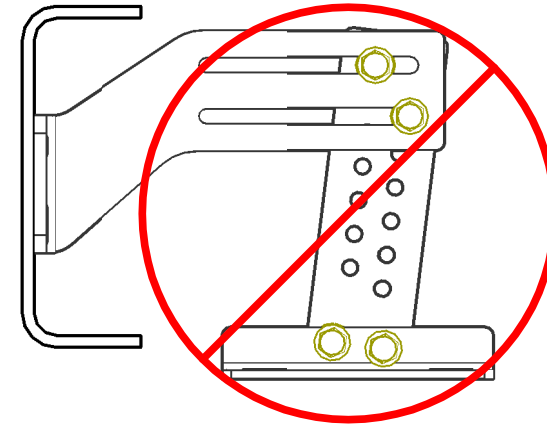
Size <b>A</b>	Drawing No. <b>DES M4100</b>
Scale NOT TO SCALE	Sheet 4 of 6

## CORRECT



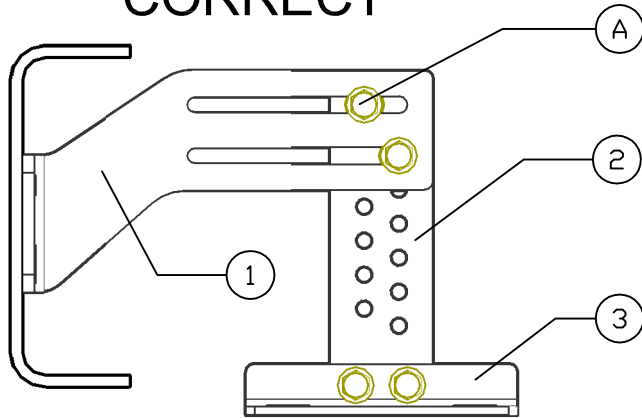
INSIDE FRAME BRACKET (1) ADJUSTABLE FLAT BAR (2) AND BAND MOUNTING ANGLE (3) MUST BE PERPENDICULAR WITH ONE ANOTHER AND PARALLEL TO FRAME RAIL

## INCORRECT



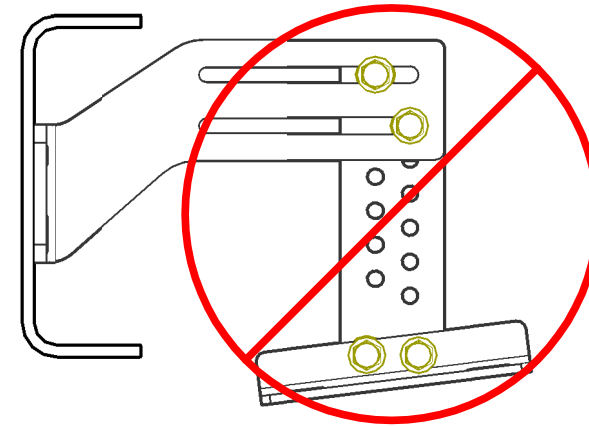
FAILURE TO PROPERLY INSTALL DES M4100 BRACKETS CAN RESULT IN BRACKET FAILURE AND OR DAMAGE TO FILTER

## CORRECT



INSIDE FRAME BRACKET (1) ADJUSTABLE FLAT BAR (2) AND BAND MOUNTING ANGLE (3) MUST BE PERPENDICULAR WITH ONE ANOTHER AND PARALLEL TO FRAME RAIL

## INCORRECT



FAILURE TO PROPERLY INSTALL DES M4100 BRACKETS CAN RESULT IN BRACKET FAILURE AND OR DAMAGE TO FILTER

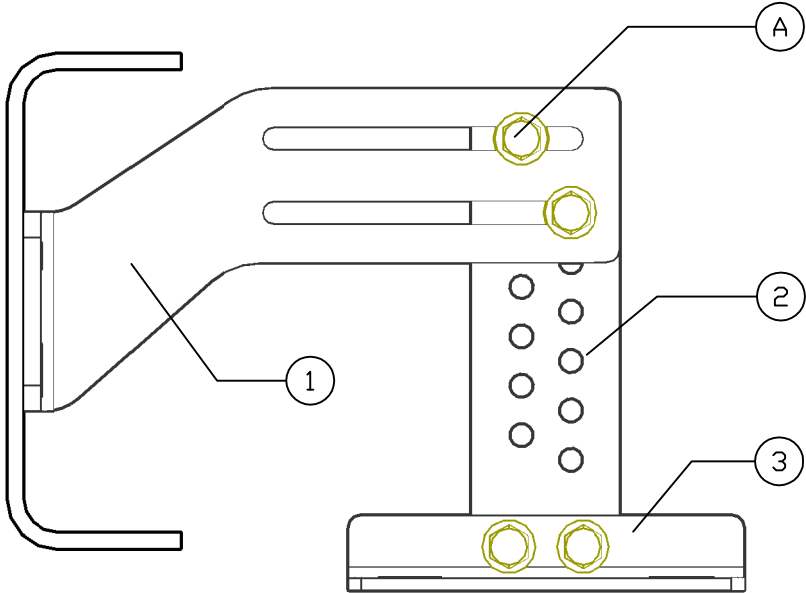
**DIESEL EMISSIONS SERVICE**  
 PORTLAND REDDING OAKLAND ONTARIO  
 888-792-2922

Size **A** Drawing No. **DES M4100**  
 Scale NOT TO SCALE Sheet 5 of 6

ITEM	QTY	COMPONENT DESCRIPTION
1	2	INSIDE FRAME BRACKET
2	2	ADJUSTABLE FLAT BAR
3	2	BAND MOUNTING ANGLE

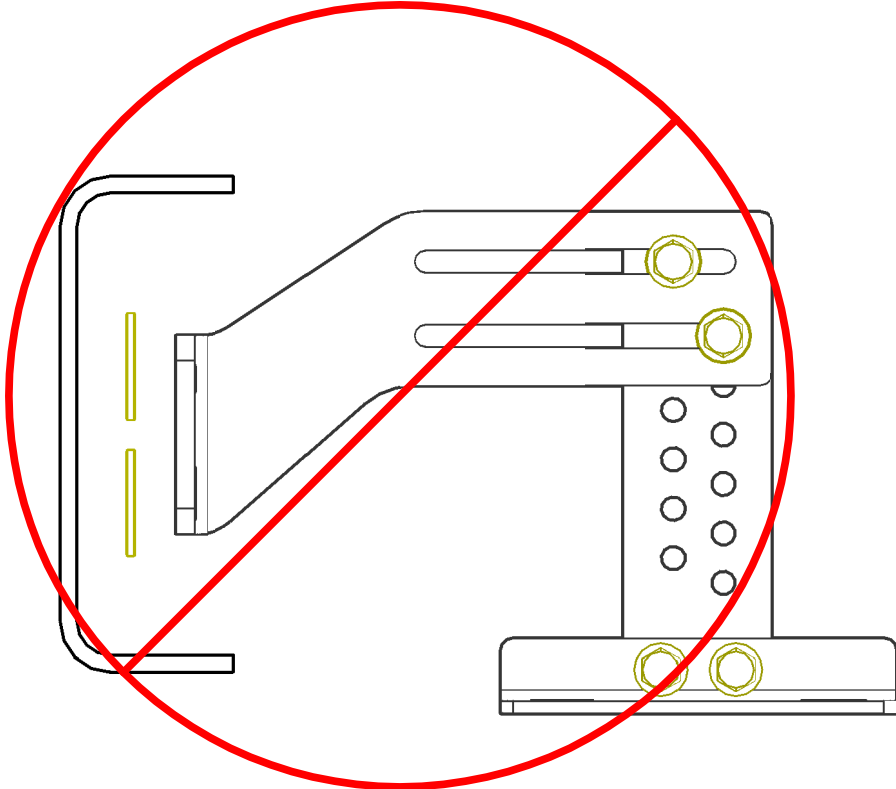
ITEM	QTY	HARDWARE DESCRIPTION
A	8	7/16-14 X1-1/2 BOLT,NUT,WASHER,ASSY

# CORRECT



INSIDE FRAME BRACKET (1) MUST SEAT FLUSH TO FRAME RAIL

# INCORRECT



NEVER SPACE INSIDE FRAME BRACKET (1) AWAY FROM FRAME RAIL

ITEM	QTY	COMPONENT DESCRIPTION
1	2	INSIDE FRAME BRACKET
2	2	ADJUSTABLE FLAT BAR
3	2	BAND MOUNTING ANGLE

ITEM	QTY	HARDWARE DESCRIPTION
A	8	7/16-14 X1-1/2 BOLT,NUT,WASHER,ASSY

**DIESEL EMISSIONS SERVICE**  
 PORTLAND REDDING OAKLAND ONTARIO  
 888-792-2922

Size <b>A</b>	Drawing No. <b>DES M4100</b>
Scale NOT TO SCALE	Sheet 6 of 6