

dec•ology

it's a piece of cake!

beginner
edition

DECOPAC

ology

what page is that on?

mix	1-2	icing	7-8	writing	12-14	photocake®	19-20
bag	3-5	border	9	sprinkle	15-16	cakefolio	21
tip	6	shape	10-11	cupcake	17-18	featured items	22-23



open icing container



take desired amount of icing




add desired number of
color drops to icing



the number of color drops determine shade



start mixing icing



mix icing until all color is mixed evenly



remove bag



add coupler to bag to help measure for cut



cut bag



push coupler through bag opening



add tip to bag



add collar to bag

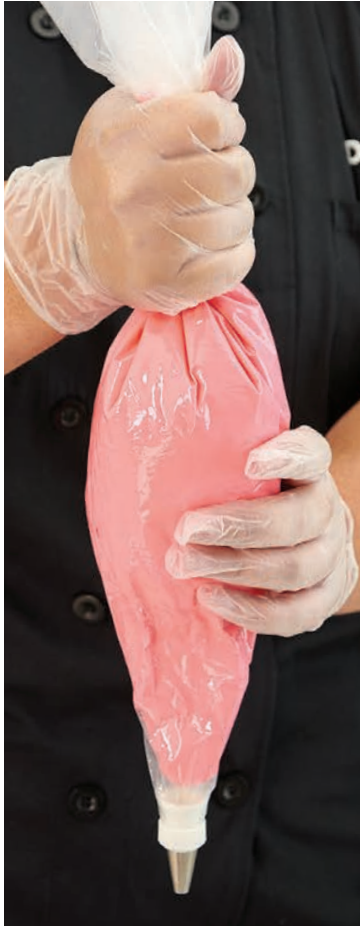


 **pro tip**
fold bag over hand to
help create a well

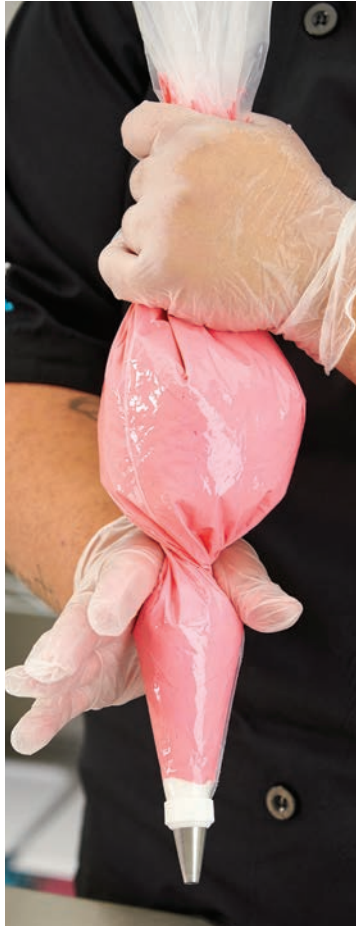
fill bag



massage out air bubbles



twist top




twist desired amount to
fit comfortably in hand



make a "L" with pointer
finger and thumb



hold



ready to pipe



remove coupler collar



remove piping tip



add piping tip



attach coupler collar



add speed icer tip



fill bag



place cake on board



apply icing to top and sides



smooth top and sides



final smoothing of sides and top - drag in
top edges of icing and smooth out the top



add speed icer tip



fill bag



place cake on board



apply icing to top and sides



smooth top and sides



final smoothing of sides and top - drag in
top edges of icing and smooth out the top

border•ology

how do I create borders?

straight
tip #10



watch
+
learn

wavy
tip #10



watch
+
learn

bead
tip #10



watch
+
learn

shell
tip #32



watch
+
learn

reverse shell
tip #22



watch
+
learn

ruffle
tip #104



watch
+
learn

band
tip #48



watch
+
learn

shape·ology

how do I create shapes?

polka dots

tip #10



watch
+
learn



balloons

tip #2 + tip #10



watch
+
learn




dollops

tip #12 + tip #807



watch
+
learn



hearts

tip #8



watch
+
learn



quick roses

tip #1M



watch
+
learn




ruffles

tip #104



watch
+
learn



shape·ology

how do I create shapes?

daisies

tip #4



watch
+
learn



leaves

tip #352



watch
+
learn




grass

tip #133



watch
+
learn



rose buds

tip #104 + tip #352



watch
+
learn



clouds

tip #10 + tip #807



watch
+
learn



stars

tip #15 + tip #821



watch
+
learn



snowflakes

tip #2



watch
+
learn




textured dollops

tip #22 + tip #828



watch
+
learn



writing•ology

script alphabet

Aa Bb Cc Dd Ee Ff Gg

Hh Ii Jj Kk Ll Mm

Nn Oo Pp Qq Rr Ss Tt

Uu Vv Ww Xx Yy Zz

tip #3



writing•ology print alphabet

Aa Bb Cc Dd Ee Ff Gg
Hh Ii Jj Kk Ll Mm Nn
Oo Pp Qq Rr Ss Tt Uu Vv
Ww Xx Yy Zz

tip #3





watch
+
learn

tip #3



Happy Birthday

1 2 3 4 5

Congratulations

6 7 8 9 0



watch
+
learn

tip #3



Happy Birthday

1 2 3 4 5

Congratulations

6 7 8 9 0



add border



pro tip

add sprinkles
while icing is fresh

add sprinkles

ENCRUSTING



base ice



encrust the side




remove extra

cupcake•ology

how do I decorate cupcakes?

STANDARD



pipe dollop



add sprinkles



add decoration


cupcake•ology

how do I decorate cupcakes?


LEVELED UP



pipe dollop



add sprinkles



pro tip

firm icing insures
frosting stays intact

add second dollop



add decoration



PhotoCake® how do I apply images?



▲ peel

place ▼



watch
+
learn

2" round cupcake



▲ peel

place ▼



pro tip

press down and smooth out
image to remove any air bubbles



watch
+
learn

8" round image

PhotoCake® how do I apply images?



▲ cut ▼

peel ▼



▲ place

add ▼



watch
+
learn

PhotoCake® background

cake·folio

finished design examples

show me
additional finished
design examples



**DECORATE
TIME**



featured items

where can I order these?



hygo 21" disposable pastry bag
#9591




9.5" rubbermaid spoonula baking tool
#9775



4.5" angled spatula
#9573



cake decorators plastic icing scraper
#14812



cake boards



cake stands



4qt. rubbermaid storage solution
#18761



PhotoCake® media

featured items

where can I order these?



premium colors



sprinkles



decorating tips



2-1/8" wide cake icer decorating tip
#11080



coupler without notch decorating tip
#11024



supplies catalog
pdf or digital



cake decorating piping training tool
#14893



8" plastic pail lid opener
#9792

dec•ology

it's a piece of cake!

*A willingness to learn new things
is the first step toward success.
The second step is to turn what
you have learned into actions.
You got this!*



DECOPAC



DECOPAC.COM | CONTACT: 1-800-DECOPAC (1-800-332-6722) | ESPAÑOL: 1-800-898-3063 | 3500 THURSTON AVENUE, ANOKA, MINNESOTA 55303