

## CLEANING YOUR PRINTER

Periodically cleaning will prolong the life of your printer and ensure greater print quality.

### Cleaning Rollers and Inside of Printer



With the printer OFF

- Use clean cloth

Clean ink from white rollers.

Clean ink from black plate.

Remove any debris.





### Cleaning Print Head Carriage\*

With the printer ON and the print head and inks removed

- Use clean cloth

Clean any visible ink stains on the print head carriage



\*Contact Customer Support on proper Print Head Cleaning process, previous communication received from Bakery Crafts no longer applies.