



Economics Group

Interest Rate Weekly

John E. Silvia, Chief Economist
john.silvia@wellsfargo.com • (704) 410-3275
Misa Batcheller, Economic Analyst
misa.n.batcheller@wellsfargo.com • (704) 410-3060

Higher Mortgage Rates, Lower Housing Affordability

Mortgage rates have continued to march higher following the U.S. presidential election. While yields remain near historic lows, the rise may prove unsettling for the housing market as affordability is set to wane.

What Goes Down...Must Come Back Up

Mortgage rates have continued to follow U.S. Treasury yields higher in the wake of the U.S. presidential election, eliciting questions about the future course of interest rates in the year ahead and, if sustained, the subsequent effect on housing affordability.

According to Freddie Mac, the 30-year conventional fixed mortgage rate rose to an average of 4.13 percent during the week ended December 7, marking a 56-basis point jump relative to the average rate before the election. The pickup is notable as rates have largely declined over the past two years (top chart). While it remains to be seen whether these levels will be sustained, against the backdrop of continued Fed tightening and anticipated fiscal stimulus, we suspect a slightly higher interest rate environment over the next two years. We look for the 30-year conventional mortgage rate to maintain its recent gains and average 4.16 percent for 2017, which is a 45-basis point increase from our anticipated average of 3.71 percent in 2016.

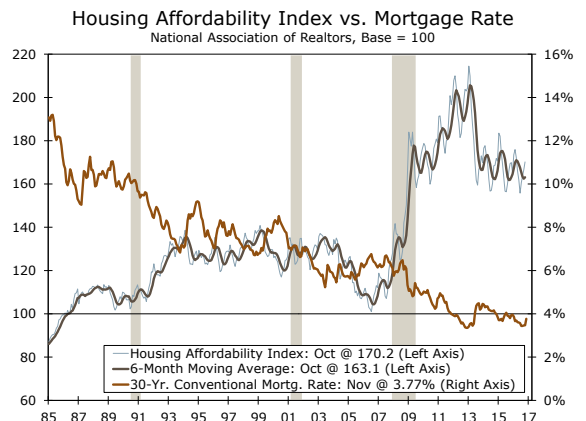
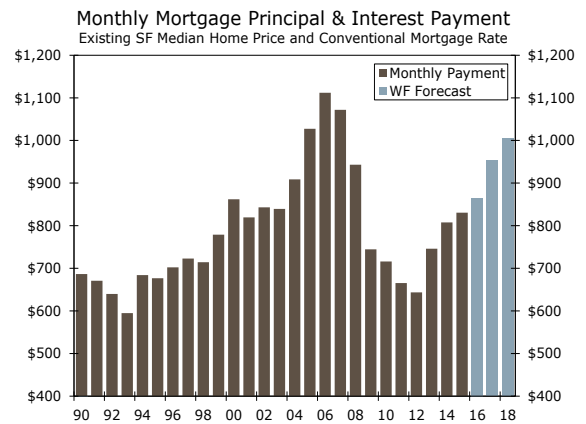
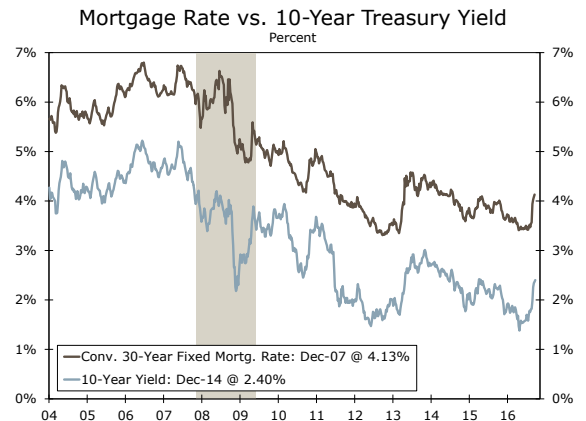
How Will Higher Rates Affect Homebuyers?

Based on our calculations, a homebuyer's monthly mortgage payment would increase roughly 5.6 percent due to a 45-basis point increase in mortgage rates if home prices held steady. However, when coupled with a 4.3 percent year-over-year increase in median existing home prices, which we forecast for 2017, the monthly mortgage payment would rise roughly 10 percent, or about \$90 (middle chart).* That increase would be quite a lot for many households to absorb, as personal income is expected to rise a lesser 4.1 percent over the same period.

While low mortgage rates have allowed housing to remain affordable relative to long-run norms (bottom chart), affordability has fallen in recent years as home prices have risen faster than incomes. Housing affordability will likely continue to edge lower in 2017 as the effects of steeper borrowing costs settle in and tight supplies continue to fuel price gains.

Rising Mortgage Rates Are the Latest Headwind for Housing

While we note that mortgage rates remain low relative to historical standards (bottom chart), the higher interest rate environment that we now anticipate likely will create roadblocks for the still-slowly recovering housing market. We do not expect home sales to falter as a result of rising mortgage rates; however, the greater cost burden will likely squeeze some potential first-time homebuyers out of the market. This is notable, as homeownership is already trending near all-time lows as more people choose to rent. We now look for the pace of new and existing home sales to slow modestly in 2017, with sales rising roughly 6 percent and 2.5 percent year over year, respectively.



Source: FHLMC, Federal Reserve Board, National Association of Realtors and Wells Fargo Securities

*Calculation assumes 20 percent down payment.

Wells Fargo U.S. Interest Rate Forecast

	Actual				Forecast							
	2016				2017				2018			
	1Q	2Q	3Q	4Q	1Q	2Q	3Q	4Q	1Q	2Q	3Q	4Q
Quarter End Interest Rates												
Federal Funds Target Rate	0.50	0.50	0.50	0.75	0.75	1.00	1.00	1.25	1.25	1.50	1.50	1.75
3 Month LIBOR	0.63	0.65	0.85	1.05	1.05	1.25	1.25	1.50	1.50	1.75	1.75	2.00
Prime Rate	3.50	3.50	3.50	3.75	3.75	4.00	4.00	4.25	4.25	4.50	4.50	4.75
Conventional Mortgage Rate	3.69	3.57	3.46	4.12	4.13	4.15	4.17	4.19	4.22	4.26	4.30	4.35
3 Month Bill	0.21	0.26	0.29	0.49	0.57	0.78	0.84	1.02	1.10	1.25	1.30	1.55
6 Month Bill	0.39	0.36	0.45	0.62	0.69	0.88	0.94	1.12	1.20	1.35	1.40	1.65
1 Year Bill	0.59	0.45	0.59	0.82	0.86	1.02	1.08	1.38	1.46	1.58	1.65	1.79
2 Year Note	0.73	0.58	0.77	1.14	1.17	1.33	1.40	1.66	1.73	1.86	1.91	2.03
5 Year Note	1.21	1.01	1.14	1.86	1.91	1.99	2.06	2.21	2.27	2.37	2.41	2.51
10 Year Note	1.78	1.49	1.60	2.42	2.45	2.48	2.51	2.54	2.58	2.63	2.68	2.74
30 Year Bond	2.61	2.30	2.32	3.09	3.16	3.22	3.28	3.34	3.41	3.49	3.57	3.66

Forecast as of: December 8, 2016

Wells Fargo U.S. Economic Forecast and FOMC Central Tendency Projections

	<u>2016</u>	<u>2017</u>	<u>2018</u>
Change in Real Gross Domestic Product			
Wells Fargo	1.8	2.2	2.2
FOMC	1.7 to 1.9	1.9 to 2.2	1.8 to 2.1
Unemployment Rate			
Wells Fargo	4.8	4.6	4.5
FOMC	4.7 to 4.9	4.5 to 4.7	4.4 to 4.7
PCE Inflation			
Wells Fargo	1.5	2.2	2.3
FOMC	1.2 to 1.4	1.7 to 1.9	1.8 to 2.0
"Core" PCE Deflator			
Wells Fargo	1.8	2.0	2.1
FOMC	1.6 to 1.8	1.7 to 1.9	1.9 to 2.0

Forecast as of: December 8, 2016

NOTE: Projections of change in real gross domestic product (GDP) and in inflation are from the fourth quarter of the previous year to the fourth quarter of the year indicated. PCE inflation is the percentage rate of change in the price index for personal consumption expenditures (PCE). Projections for the unemployment rate are for the average civilian unemployment rate in the fourth quarter of the year indicated.

Fed Data as of: September 21, 2016

Source: IHS Global Insight, Bloomberg LP, Federal Reserve Board and Wells Fargo Securities

Wells Fargo Securities Economics Group

Diane Schumaker-Krieg	Global Head of Research, Economics & Strategy	(704) 410-1801 (212) 214-5070	diane.schumaker@wellsfargo.com
John E. Silvia, Ph.D.	Chief Economist	(704) 410-3275	john.silvia@wellsfargo.com
Mark Vitner	Senior Economist	(704) 410-3277	mark.vitner@wellsfargo.com
Jay H. Bryson, Ph.D.	Global Economist	(704) 410-3274	jay.bryson@wellsfargo.com
Sam Bullard	Senior Economist	(704) 410-3280	sam.bullard@wellsfargo.com
Nick Bennenbroek	Currency Strategist	(212) 214-5636	nicholas.bennenbroek@wellsfargo.com
Anika R. Khan	Senior Economist	(212) 214-8543	anika.khan@wellsfargo.com
Eugenio J. Alemán, Ph.D.	Senior Economist	(704) 410-3273	eugenio.j.aleman@wellsfargo.com
Azhar Iqbal	Econometrician	(704) 410-3270	azhar.iqbal@wellsfargo.com
Tim Quinlan	Senior Economist	(704) 410-3283	tim.quinlan@wellsfargo.com
Eric Viloría, CFA	Currency Strategist	(212) 214-5637	eric.viloria@wellsfargo.com
Sarah House	Economist	(704) 410-3282	sarah.house@wellsfargo.com
Michael A. Brown	Economist	(704) 410-3278	michael.a.brown@wellsfargo.com
Jamie Feik	Economist	(704) 410-3291	jamie.feik@wellsfargo.com
Erik Nelson	Currency Analyst	(212) 214-5652	erik.f.nelson@wellsfargo.com
Misa Batcheller	Economic Analyst	(704) 410-3060	misa.n.batcheller@wellsfargo.com
Michael Pugliese	Economic Analyst	(704) 410-3156	michael.d.pugliese@wellsfargo.com
Julianne Causey	Economic Analyst	(704) 410-3281	julianne.causey@wellsfargo.com
E. Harry Pershing	Economic Analyst	(704) 410-3034	edward.h.pershing@wellsfargo.com
Donna LaFleur	Executive Assistant	(704) 410-3279	donna.lafleur@wellsfargo.com
Dawne Howes	Administrative Assistant	(704) 410-3272	dawne.howes@wellsfargo.com

Wells Fargo Securities Economics Group publications are produced by Wells Fargo Securities, LLC, a U.S. broker-dealer registered with the U.S. Securities and Exchange Commission, the Financial Industry Regulatory Authority, and the Securities Investor Protection Corp. Wells Fargo Securities, LLC, distributes these publications directly and through subsidiaries including, but not limited to, Wells Fargo & Company, Wells Fargo Bank N.A., Wells Fargo Advisors, LLC, Wells Fargo Securities International Limited, Wells Fargo Securities Asia Limited and Wells Fargo Securities (Japan) Co. Limited. Wells Fargo Securities, LLC is registered with the Commodities Futures Trading Commission as a futures commission merchant and is a member in good standing of the National Futures Association. Wells Fargo Bank, N.A. is registered with the Commodities Futures Trading Commission as a swap dealer and is a member in good standing of the National Futures Association. Wells Fargo Securities, LLC and Wells Fargo Bank, N.A. are generally engaged in the trading of futures and derivative products, any of which may be discussed within this publication. Wells Fargo Securities, LLC does not compensate its research analysts based on specific investment banking transactions. Wells Fargo Securities, LLC's research analysts receive compensation that is based upon and impacted by the overall profitability and revenue of the firm which includes, but is not limited to investment banking revenue. The information and opinions herein are for general information use only. Wells Fargo Securities, LLC does not guarantee their accuracy or completeness, nor does Wells Fargo Securities, LLC assume any liability for any loss that may result from the reliance by any person upon any such information or opinions. Such information and opinions are subject to change without notice, are for general information only and are not intended as an offer or solicitation with respect to the purchase or sales of any security or as personalized investment advice. Wells Fargo Securities, LLC is a separate legal entity and distinct from affiliated banks and is a wholly owned subsidiary of Wells Fargo & Company © 2016 Wells Fargo Securities, LLC.

Important Information for Non-U.S. Recipients

For recipients in the EEA, this report is distributed by Wells Fargo Securities International Limited ("WFSIL"). WFSIL is a U.K. incorporated investment firm authorized and regulated by the Financial Conduct Authority. The content of this report has been approved by WFSIL a regulated person under the Act. For purposes of the U.K. Financial Conduct Authority's rules, this report constitutes impartial investment research. WFSIL does not deal with retail clients as defined in the Markets in Financial Instruments Directive 2007. The FCA rules made under the Financial Services and Markets Act 2000 for the protection of retail clients will therefore not apply, nor will the Financial Services Compensation Scheme be available. This report is not intended for, and should not be relied upon by, retail clients. This document and any other materials accompanying this document (collectively, the "Materials") are provided for general informational purposes only.

SECURITIES: NOT FDIC-INSURED/NOT BANK-GUARANTEED/MAY LOSE VALUE

WELLS
FARGO

SECURITIES