

HOW ARE THE CHILDREN

Unit 4 Post-Production

Lesson 2: Post-Production II



UNIT 3 - SOCIAL AND EMOTIONAL LEARNING (SEL) FOCUS

CASEL 5 Competencies



Self-Awareness

Self Awareness: is your ability to perceive and understand the things that make you who you are as an individual, including your personality, actions, values, beliefs, emotions, and thoughts.

Self-Management



Social-Awareness

Social Awareness: the ability to understand the perspectives of and empathize with others, including those from diverse backgrounds, cultures, and contexts.



Relationship Skills

Relationship Skills Includes abilities such as: Listening actively, communicating effectively, and self-advocating. Allows you to establish and maintain healthy and supportive relationships

Responsible Decision-Making

Essential Questions- Day 1



- How will you get your viewer to be invested in your story and film?
- How can various editing styles create different impacts on the viewer?

Inclusive Opener

THINK: Think about a time you watched a powerful film. One that you won't forget. What was it about the film that drew you in?

SHARE OUT!

Engaging Activity



VIEW:



Consider the following discussion questions while watching the film. Record your answers in your journals:

- What message would you like your film/story to convey?
- What feeling to you want the audience to walk away with?

Reflective Closure

- What are your takeaways from this video?
- In your opinion, how do you think the opening of **Defining Us** bring the viewer into the contents of the film? What makes you say that?
- What advice will you keep in mind when considering your own film?



Essential Questions- Day 2




- How does editing help in the process of engaging the viewer?
- How can I look at the editing process from both the lens of a filmmaker and a viewer?

Inclusive Opener

THINK: Think about stories worth telling. What makes them impactful to you?

CONSIDER:

The way stories can be told through film: The angles, lighting, pacing, sound, shots, and everything covered last semester.



Engaging Activity



VIEW:



Consider the following discussion questions while watching the film. Record your answers in your journals:

- How does the editing of this film draw you into this story about kindness?

Reflective Closure

- What were your takeaways from that film?
- How did the filmmakers use editing to communicate their message?
- Is there anything else you think the filmmaker could have included to make the film more powerful?



Essential Questions- Day 3




- What editing techniques can be used to edit my film?
- How can I determine the most important clips to include in my film?

Inclusive Opener

THINK:

What role can I play in editing my film/story?

What skills can I contribute to the editing process?



Engaging Activity



VIEW:



Reflective Closure

What were some editing techniques you appreciated in the video?

What techniques can you see yourself applying to your post-production process?

SHARE OUT!



Essential Questions- Day 4



- How can I begin looking at the clips I have gathered for my story with an editing lens?
- What considerations do I need to make when selecting my clips, arrangements of my clips, musical selection, etc?


Inclusive Opener

THINK:

Which clips are most meaningful to me from what I gathered?

How do I feel when viewing them? What do I want viewers to feel?

What music can I choose to accompany my slides?



Engaging Activity

- Step 1: Begin importing the clips you are hoping to use for your film.
- Step 2: Begin thinking about the parts of the clip you would like to use.
- Step 3: Begin choosing audio/music that you think aligns with your clips.
- Step 4: Begin thinking about the order you would like to put your clips

Reflective Closure

What was challenging about the process of selecting clips ?

When you put them together, do you think the clips you chose will create the type of impact you are hoping for?

SHARE OUT!

