



HOW ARE THE CHILDREN

Unit 4

Post-Production

Lesson 1: Post-Production I

UNIT 3 - SOCIAL AND EMOTIONAL LEARNING (SEL) FOCUS

CASEL 5 Competencies

Self-Awareness

Self-Management

★ Social-Awareness

★ Relationship Skills

Responsible Decision-Making

Social Awareness: the ability to understand the perspectives of and empathize with others, including those from diverse backgrounds, cultures, and contexts.

Relationship Skills Includes abilities such as: Listening actively, communicating effectively, and self-advocating. Allows you to establish and maintain healthy and supportive relationships

Essential Questions- Day 1




- What is production vs. post-production?
- Why is the post-production process so important to the film process?

Inclusive Opener

Reflect Back: Production VS Post-Production

- **Production is** the process by which a film or motion picture is produced. The process where the story described in a script is actualized with the filming of each scene depicted in it
- **Post-Production is** the stage after production when the filming is complete and the editing of the visual and audio materials begins



Engaging Activity



VIEW:



Consider the following discussion questions while watching the film. Record your answers in your journals:

- Why do you think the post-production process is so important to the success of a film?

Reflective Closure

POST IT & PARK IT

- Thinking about Production vs. Post-Production and today's learning, do you believe one process to be more important to the other?
- What did you take away from the film on post-production and importance of the process to the final film product?
- What do you want to know more about?



Essential Questions- Day 2




- What individuals and teams does the post-production process involve?
- What are their unique roles in the post-production process?

Inclusive Opener

What is the importance of a working with a **team** in the filmmaking process?

How does this connect to **Relationship skills** including abilities such as:
Listening actively, communicating effectively, and self-advocating?

SHARE OUT!



Engaging Activity

Post-production plays a pivotal role in filmmaking, transforming raw video footage into a cohesive narrative by editing the video, mixing sound and adding visual effects. As a filmmaker, you can use the editing process to make intentional choices to drive the message of your story. Key roles in post-production, such as video editors, sound designers, and visual effects artists, contribute significantly to the final film product.

Complete the [following worksheet](#):

Think about the following roles. What do you think these team members do? Check your thoughts alongside the definition sheet and see how accurate you were in your thinking.



Reflective Closure

POST IT & PARK IT

- What did you learn today about the Post-Production team?
- How is the team valuable to the process?
- What do you want to know more about?



Essential Questions- Day 3




- What are the three most important parts of the post-production process?
- What are key editing choices film makers can make?
- Why are the editing choices so important to the success of the film?

Inclusive Opener

What is the importance of **editing** in the filmmaking process to convey the strongest message in your story?

How can working on a **team** help make this process more impactful?

SHARE OUT!



Engaging Activity

What is the message of your story? As a filmmaker, you can use the editing process to make intentional choices to drive the message of your story. Post-production is the creative process where you as a filmmaker can use editing to draw the viewer in.

JOURNAL:

As you think about editing your video to convey the most meaningful and powerful story, what are some editing choices you might consider making? Think about clips you may want to include, pacing, audio/musical choices, and visual effects. For example: source some music you think might be fitting for your story and jot down the names and clips you may consider using.

Reflective Closure

POST IT & PARK IT

- What did you learn today about the editing process in the Post-Production stage?
- Why can editing choices make or break a film?
- What do you want to know more about?



Essential Questions- Day 4

- How can I identify various types of edits in a film?
- How can I identify how those edits make the film more impactful to the viewer?
- How can I consider these editing approaches when thinking about my own story/film?

Inclusive Opener


THINK:

How does editing directly impact the power of a story?

What do you want people to walk away learning from your film/story?

What last feeling would you hope your film gives the viewer?

SHARE OUT!



Engaging Activity



VIEW:



Hillary Griffith - CWK-TV 2021



Consider the following discussion questions while watching this CWK Network short film about Hillary. Record your answers in your journals:

- How do the filmmaker's editing choices allow us to step into the story as a viewer?
- What parts of this story stand out to you most?

Reflective Closure

POST IT & PARK IT

- How do you plan to use editing to convey the message of your story/film?
- How can your team support your ideas?
- What do you want to know more about?

