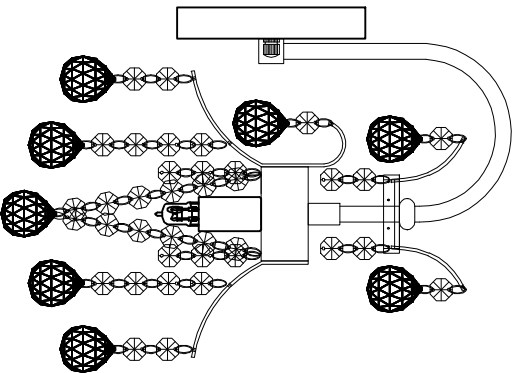


Trade Mark:
CRYSTAL WORLD INC

Product Name: Wall lamp
Model :8012W8C
120Vac, 60HZ,AC ONLY
Lamp Size:W8"xH13"xE9"

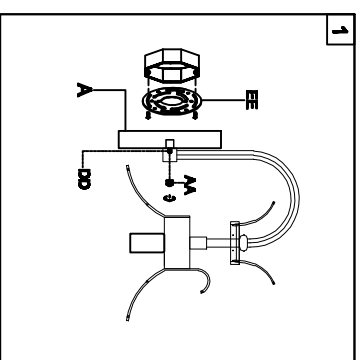


WALL LAMP ASSEMBLY INSTRUCTIONS

1. Place fixture(A) onto Butterfly (EE).
Secure with cap nuts (AA).

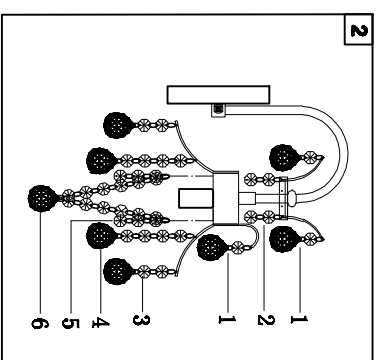
Hardware Used

AA Cap nut	⊖	X 2
DD Mounting screw	←	X 2



2. Please hang the crystal (1)-(6) to the fixture.

- 1 14mm*1PCS 2 14mm*2PCS 3 14mm*2PCS 4 14mm*4PCS 5 14mm*3PCS 6 14mm*12PCS
- 30mm*1PCS 8PCS 8PCS 30mm*1PCS 4PCS 30mm*1PCS



3. Install light bulbs (not included).
Use bulb
120V G9 1*40W Max.

