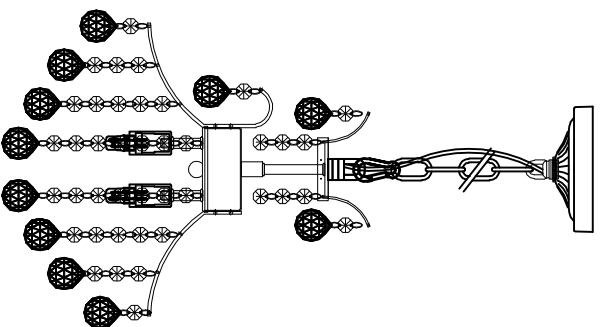


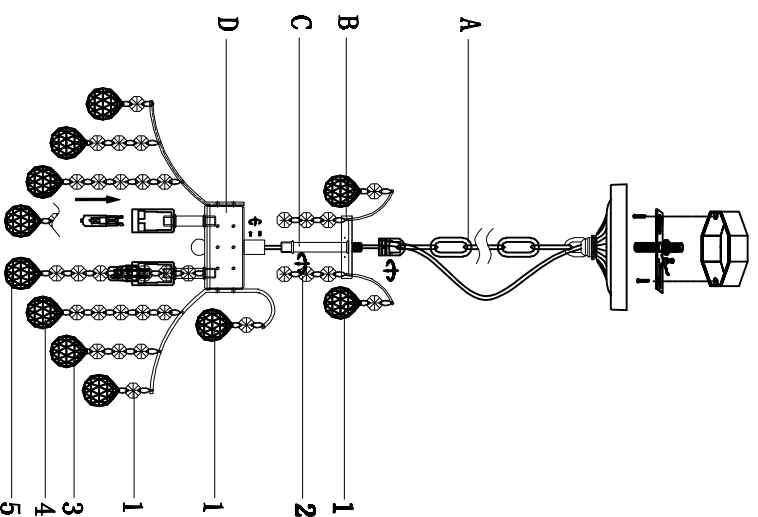
Trade Mark:
CRYSTAL WORLD INC











Product Name: Pendant lamp
Model :8012P12C-R
120Vac, 60Hz,AC ONLY
Lamp Size:Ø12"XH14"-H48"



PENDANT LAMP ASSEMBLY INSTRUCTIONS

- 1.Screw part (C) onto the part (D) secure with screw.
- 2.Screw part(A) and (B) onto (C) secure with screw.
- 3.Please wear gloves when you hanging the crystal.
- 4.Install bulbs (NOT INCLUDED),USE 120V G9  3*40W Max.



- | | | | | | |
|-------|---|---|---|---|---|
| 1 |  14mm*1PCS |  14mm*3PCS |  14mm*3PCS |  14mm*5PCS |  14mm*7PCS |
| |  30mm*1PCS |  10PCS |  30mm*1PCS |  30mm*1PCS |  30mm*1PCS |
| 20PCS | | | | | |

