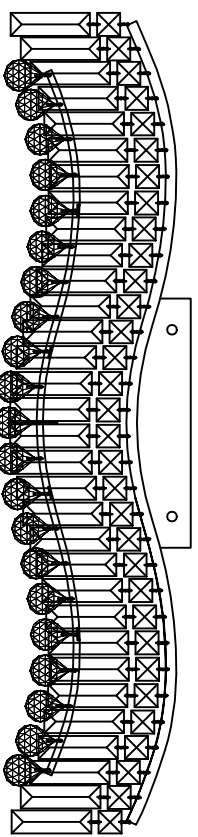


Trade Mark:
CRYSTAL WORLD INC


Product Name: Wall lamp
Model :8004W30C-A
120Vac, 60Hz,AC ONLY
Lamp Size:W30"x7"H*6"E

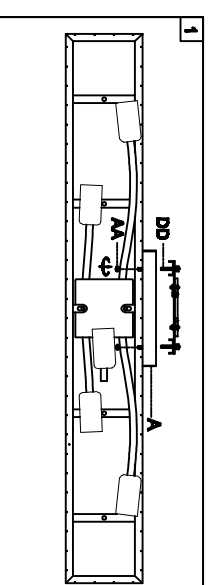


WALL LAMP ASSEMBLY INSTRUCTIONS



1. Place fixture(A) onto mounting screws (DD), secure with cap nuts (AA).

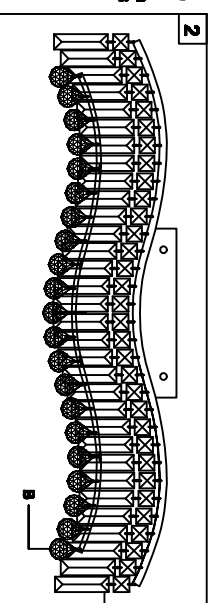
Hardware Used

AA Cap nut	a	X 4
DD Mounting screw		X 4



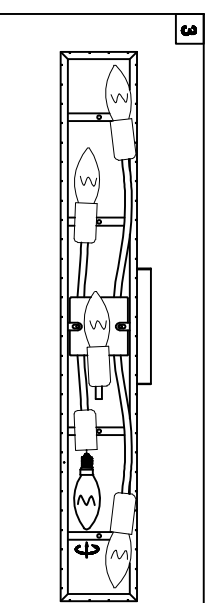
2. Please hang the crystal(A) (B) to the fixture .

A		22mm*1PCS	7mm*1PCS
B		38mm*1PCS	
		38pcs	42pcs



3. Install light bulbs (not included). Use bulb

120V  E12 5*Max 40W




C US
Intertek
4006677