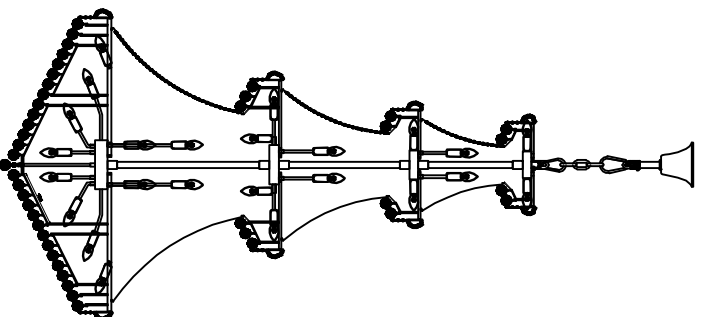



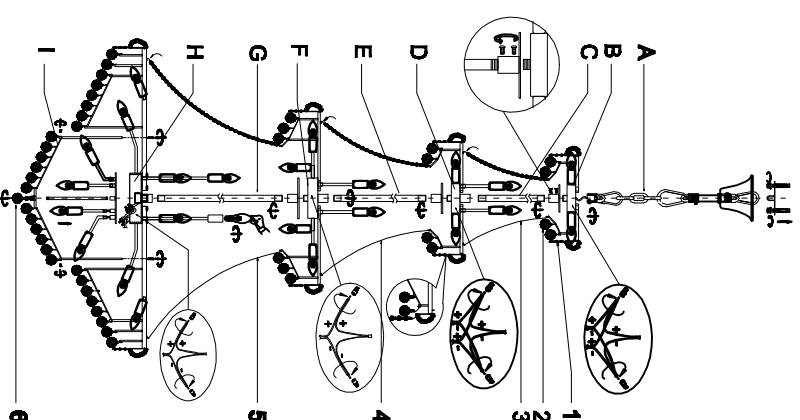
Trade Mark:
CRYSTAL WORLD INC







Product Name: Pendant lamp
Model :8001P50C
120Vac, 60Hz,AC ONLY
Lamp Size:Ø50"X88"H



PENDANT LAMP ASSEMBLY INSTRUCTIONS

1. Please fix (A) with (B).
2. Screw part (B) and (C) onto the part (D) secure with screw.
3. Screw part(D) and (E) onto the lampbody(F) secure with screw.
4. Screw part(F) and (G) onto the lampbody(H) secure with screw.
5. Please fix (I) with (H).
6. Please wear gloves when you hanging the crystal.
7. Install bulbs (NOT INCLUDED).USE 120V E12  42*40W Max.



- | | | |
|---|---|-----------|
| 1 |  | 14mm*20mm |
| 2 |  | 42mm*15mm |
| 3 |  | 14mm*18mm |
| 4 |  | 14mm*21mm |
| 5 |  | 14mm*28mm |
| 6 |  | 14mm*15mm |

820PCS 832sets 32sets 48sets 80sets 1sets

