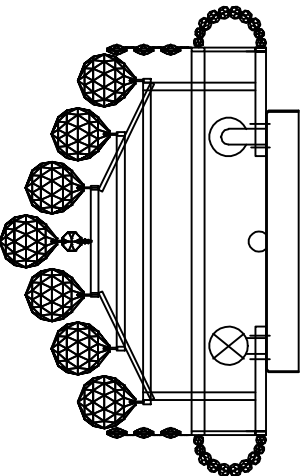


CEILING LAMP ASSEMBLY INSTRUCTIONS

Trade Mark:
CRYSTAL WORLD INC

Product Name: Ceiling lamp
Model : 8001C14
120Vac, 60Hz, AC ONLY
Lamp size: ϕ 14"XH9"






1. Place fixture (A) onto Crossbar (EE).
secure with Mounting screw (DD).


Hardware Used

DD Mounting screw  X 2

2. Please put the crystal (1) (2) (3) to the
fixture (A).

1  2  3 
 ϕ 14mm*3pcs ϕ 40mm*1pcs ϕ 14mm*1pcs
 ϕ 40mm*1pcs
 5/7PCS 36PCS 1PCS

3. Install light bulbs (not included).

Use bulb  4*40W Max.
120V E12

