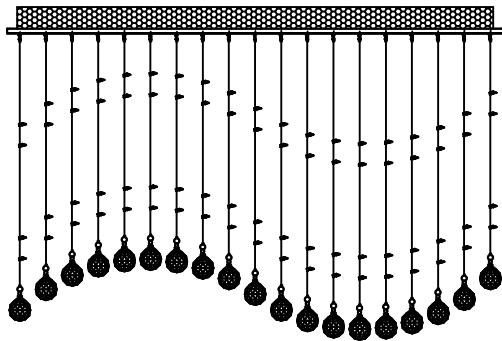


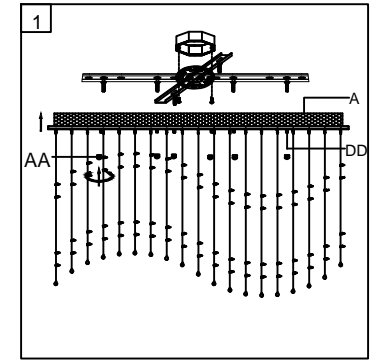
Trade Mark:  
CRYSTAL WORLD INC

Product Name: Ceiling lamp  
Model :6611C37C  
120Vac, 60Hz,AC ONLY  
Lamp size:L37"xW20"x25"H



## CEILING LAMP ASSEMBLY INSTRUCTIONS

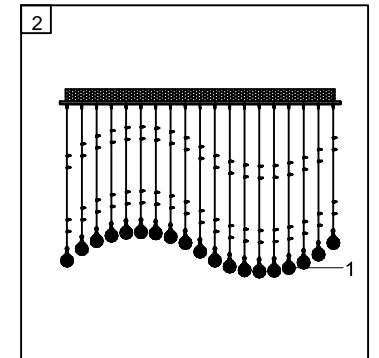
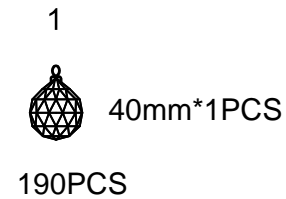
1. Place fixture(A) onto mounting screws (DD).secure with cap nuts (AA).



### Hardware Used

- AA Cap nut  X 6  
DD Mounting screw  X 6

2. Please open the clear plastic bag carefully, and put the crystal(1) to the fixture .



3. Install light bulbs ( not included).

Use bulb  
**120V GU10**  **11\*35W Max.**

