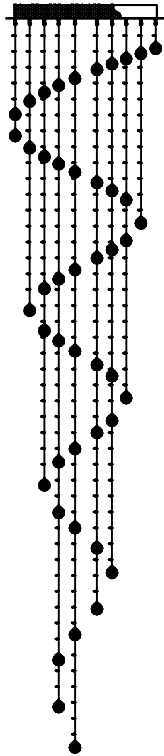


Trade Mark:
CRYSTAL WORLD INC


Product Name: Ceiling lamp
Model :6603C24C(H110)
120Vac, 60Hz,AC ONLY
Lamp size:Ø24"X110"H

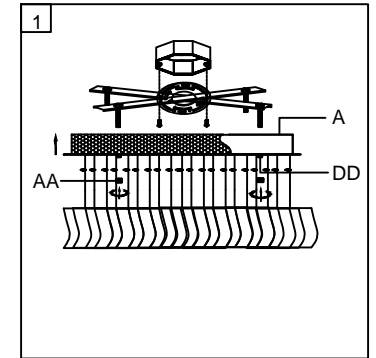


CEILING LAMP ASSEMBLY INSTRUCTIONS

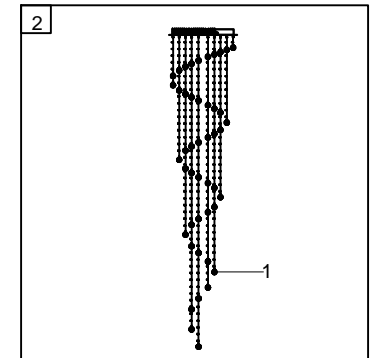
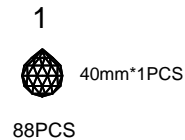
- 1.Place fixture(A)onto mounting screws (DD).secure with cap nuts (AA) .

Hardware Used

| | | |
|-------------------|---|-----|
| AA Cap nut |  | X 4 |
| DD Mounting screw |  | X 4 |



- 2.Please open the clear plastic bag carefully.and put the crystal(1) to the fixture .



- 3.Install light bulbs (not included).

Use bulb
120V GU10  **8*35W Max.**

