


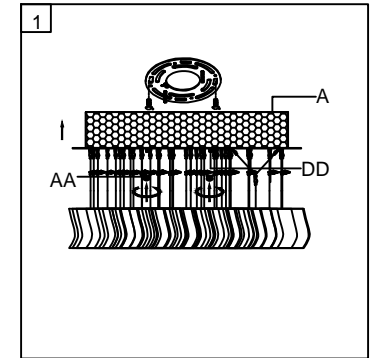
Trade Mark:
CRYSTAL WORLD INC

Product Name: Ceiling lamp
Model :6603C10C
120Vac, 60Hz,AC ONLY
Lamp size:Ø10"x24"H



CEILING LAMP ASSEMBLY INSTRUCTIONS

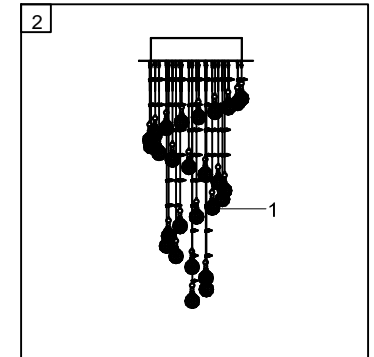
1. Place fixture(A) onto mounting screws (DD).secure with cap nuts (AA) .




Hardware Used

- AA Cap nut  X 2
DD Mounting screw  X 2

2. Please open the clear plastic bag carefully.and put the crystal (1) to the fixture .



- 1
 30mm*1PCS
27PCS

3. Install light bulbs (not included).

Use bulb
120V GU10  **1*35W Max.**

