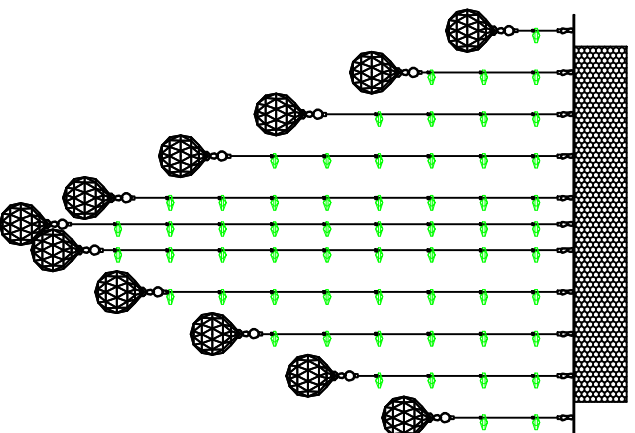


Trade Mark:
CRYSTAL WORLD INC

Product Name: Ceiling lamp
Model :6601C16C
120Vac, 60Hz,AC ONLY
Lamp size:Ø16"X24"H

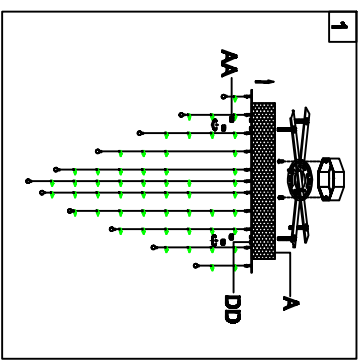


CEILING LAMP ASSEMBLY INSTRUCTIONS

1. Place fixture(A) onto mounting screws (DD).secure with cap nuts (AA).

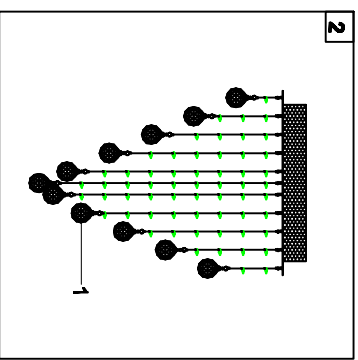
Hardware Used

| | | |
|-------------------|---|-----|
| AA Cap nut |  | X 4 |
| DD Mounting screw |  | X 4 |



2. Please open the clear plastic bag carefully and put the crystal (1) to the fixture .

1
40mm*1PCS
7SPCS



3. Install light bulbs (not included).
Use bulb
120V GU10 5*35W Max.

