


Trade Mark:  
CRYSTAL WORLD INC



Product Name: Wall lamp  
Model :5528W25C-3  
120Vac, 60Hz,AC ONLY  
Lamp Size:W25"\*H6"\*E4"

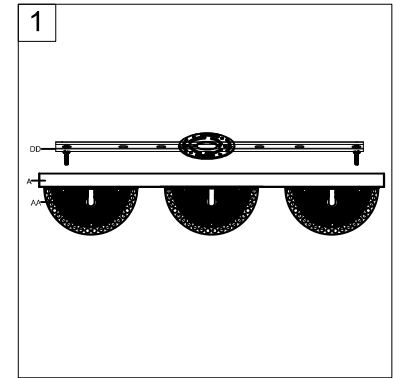


## WALL LAMP ASSEMBLY INSTRUCTIONS

1.Place fixture(A) onto mounting screws (DD).Secure with cap nuts (AA).

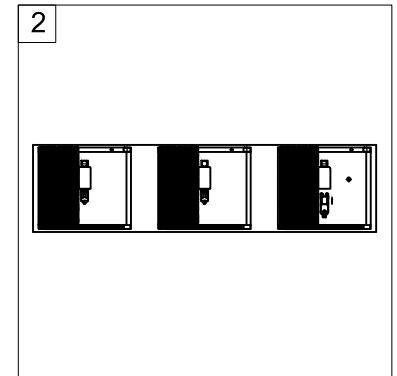
### Hardware Used

DD Mounting screw   
AA Cap nut 



2.Install bulbs ( NOT INCLUDED).  
USE

**120V G9**  **3\*40W Max.**



3.Please put the glass rod to the fixture .  
4.Please fix (B) with (A).

