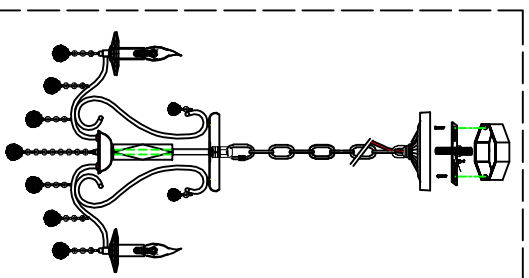
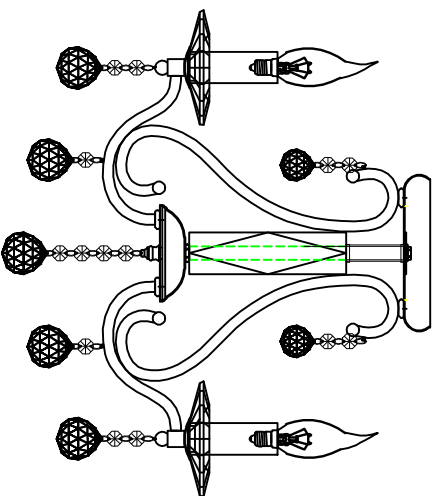


Trade Mark:
CRYSTAL WORLD INC

Product Name: Ceiling lamp
Model :5507C18C-3
120Vac, 60Hz,AC ONLY
Lamp size:Ø18"XH17"

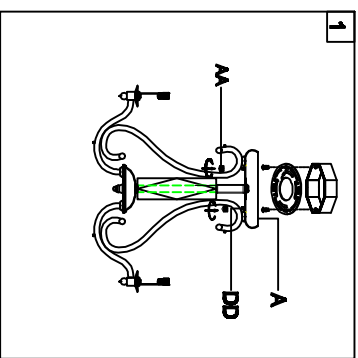


CEILING LAMP ASSEMBLY INSTRUCTIONS





1. Place fixture(A) onto mounting screws (DD), secure with cap nuts (AA).

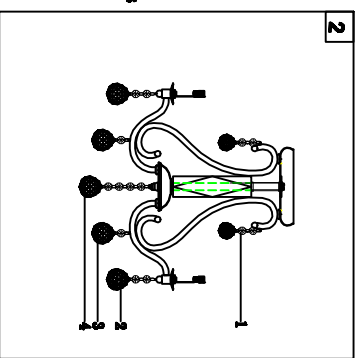
Hardware Used

AA Cap nut	⊖	X 2
DD Mounting screw		X 2



2. Please put the crystal(1) (2) (3) (4) to the fixture .

1		2		3		4	
14mm*2PCS	14mm*2PCS	14mm*1PCS	40mm*1PCS	14mm*4PCS	14mm*1PCS	40mm*1PCS	40mm*1PCS
30mm*1PCS	40mm*1PCS	40mm*1PCS	40mm*1PCS	40mm*1PCS	40mm*1PCS	40mm*1PCS	40mm*1PCS



3. Please fix (B) and (C) with (A).
Install light bulbs (not included).

Use bulb
120V E12 3*40W Max.

