


Trade Mark:
CRYSTAL WORLD INC

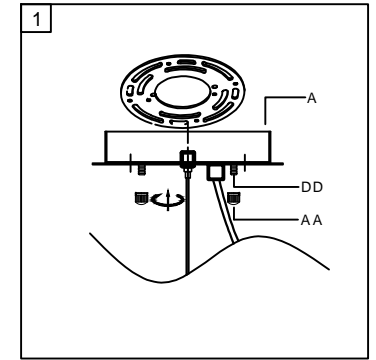
Product Name: Pendant lamp
MODEL:5067P29C
120Vac, 60Hz,AC ONLY
Lamp Size:Ø29"xH29"



Intertek
4006677

PENDANT LAMP ASSEMBLY INSTRUCTIONS

1. Place fixture(A) onto mounting screws (DD). secure with cap nuts (AA).

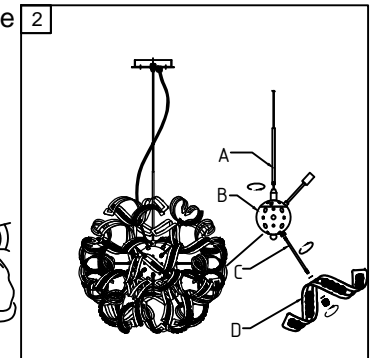
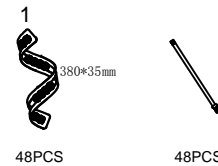


Hardware Used

AA Cap nut  X 2
DD Mounting screw  X 2

2. Please Screw part (A) and (C) onto the lampbody (B)

Screw part (D) onto the lampbody (C) with screw to the fixture



3. Install light bulbs (not included).
Use 120V G9 18*25W Max.

