


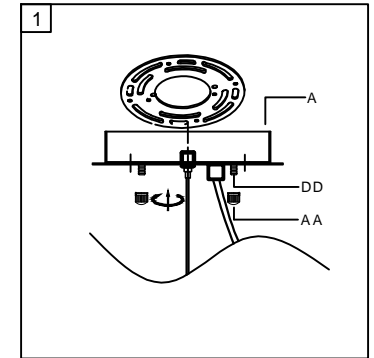
Trade Mark:
CRYSTAL WORLD INC

Product Name: Pendant lamp
MODEL:5067P22C
120Vac, 60Hz,AC ONLY
Lamp Size:Ø22"xH48"



PENDANT LAMP ASSEMBLY INSTRUCTIONS

1. Place fixture(A) onto mounting screws (DD). secure with cap nuts (AA).

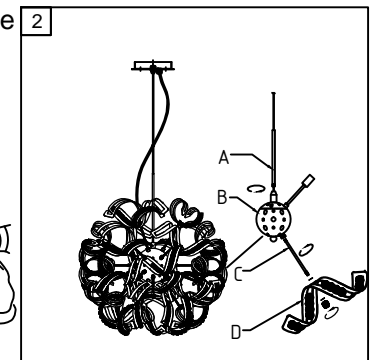
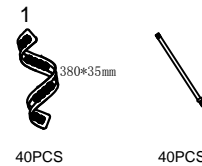


Hardware Used


AA Cap nut  X 2
DD Mounting screw  X 2

2. Please Screw part (A) and (C) onto the lampbody (B)

Screw part (D) onto the lampbody (C) with screw to the fixture



3. Install light bulbs (not included).
Use 120V G9 9*40W Max.

BULB  G9 120V 25W 14PCS

