


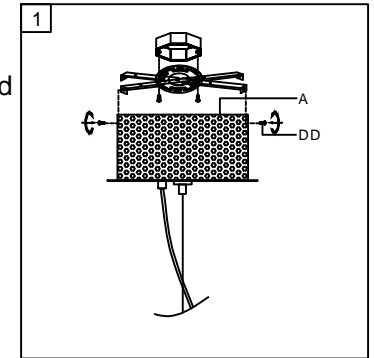
Trade Mark:  
CRYSTAL WORLD INC

Product Name: Pendant lamp  
MODEL:5066P35C  
120Vac, 60Hz,AC ONLY  
Lamp Size:Ø35"xH48"



## PENDANT LAMP ASSEMBLY INSTRUCTIONS



1. Place fixture (A) onto Crossbar (EE).  
secure with Mounting screw (DD).  
Note: The fixture (A) should be installed  
with the sockets facing down.



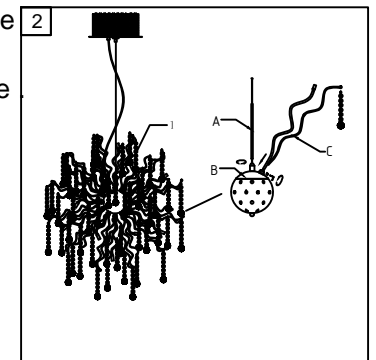
### Hardware Used


DD Mounting screw  X 4

2. Please Screw part (A) and (C) onto the  
lampbody (B)  
Please put the crystal (1) in the fixture

1  
 14mm\*6PCS  
 30mm\*1PCS

96PCS



3. Install light bulbs (not included).  
Use bulb  **12V G4 32x10W Max.**

