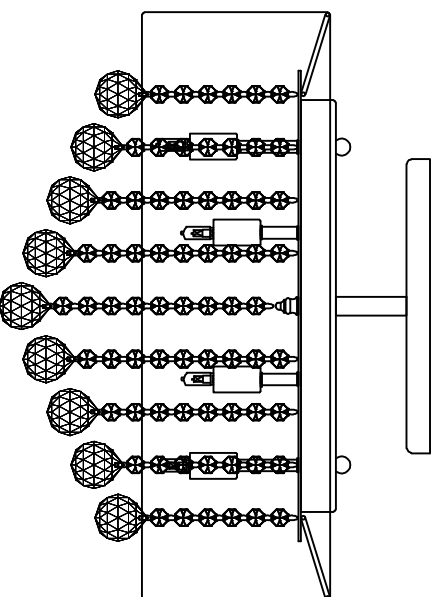


Trade Mark:
CRYSTAL WORLD INC

Product Name: Ceiling lamp
Model :5062C20C
120V/ac, 60Hz,AC ONLY
Lamp size:Ø20"XH17"

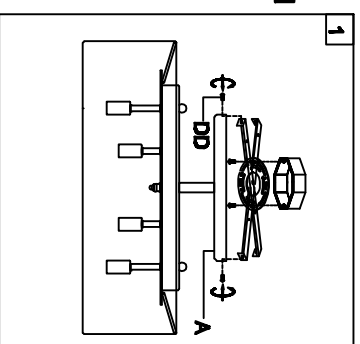


CEILING LAMP ASSEMBLY INSTRUCTIONS











1. Place fixture (A) onto Crossbar (EE), secure with Mounting screw (DD).
Note: The fixture (A) should be installed with the sockets facing down.

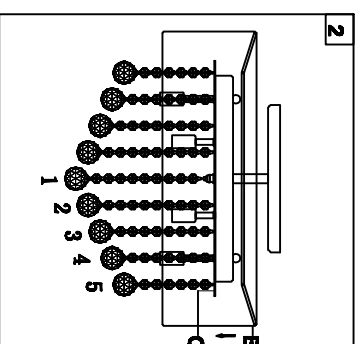
Hardware Used

DD Mounting screw  X 4



2. Please put the crystal(1) (2) to the fixture .

1	2	3	4	5
 14mm *8PCS	 14mm *8PCS	 14mm *8PCS	 14mm *7PCS	 14mm *8PCS
 40mm *1PCS	 40mm *1PCS	 40mm *1PCS	 40mm *1PCS	 40mm *1PCS
1PCS	8PCS	12PCS	18PCS	24PCS



3. Install light bulbs (not included).
Use bulb
120V G9 Ø 9*40W Max.

