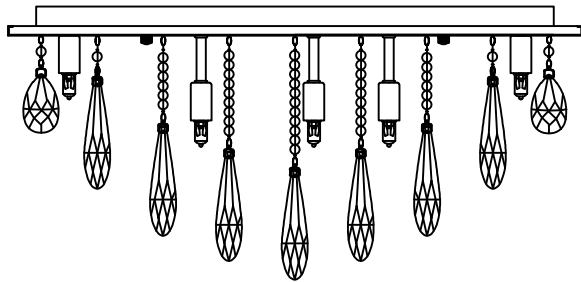


Trade Mark:
CRYSTAL WORLD INC


Product Name: Ceiling lamp
Model :5034C24C-S
120Vac, 60Hz,AC ONLY
Lamp size:L24"XW24"*H11"

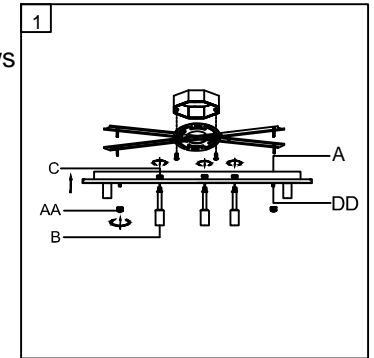


CEILING LAMP ASSEMBLY INSTRUCTIONS






- lock (B) with hexagon nuts (C).
- Place fixture (A) onto mounting screws (DD).secure with cap nuts (AA).

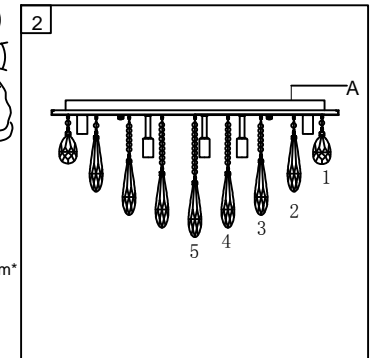
Hardware Used


AA Cap nut  X 4
DD Mounting screw  X 4



- Please put the crystal(1) (2) (3) (4) (5) to the fixture (A) .

1	2	3	4	5
				
10mm* 1pcs D63mm* 1pcs	10mm* 1pcs L120mm* 1pcs	10mm* 6pcs L120mm* 1pcs	10mm* 9pcs L120mm* 1pcs	10mm* 11pcs L120mm* 1pcs
36PCS	28PCS	16PCS	8PCS	1PCS



- Install light bulbs (not included).
Use bulb  **120V G9 13*40W Max.**

