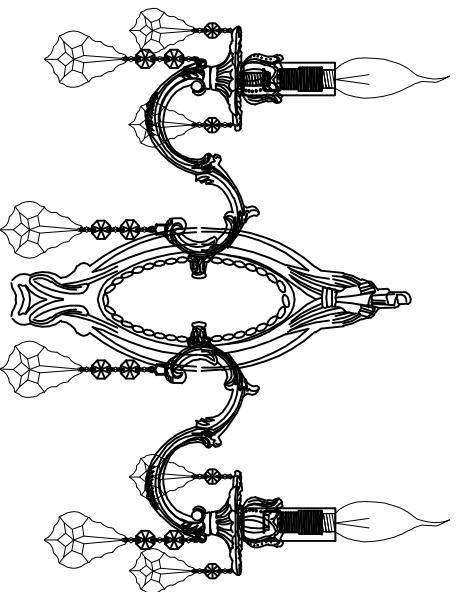


Trade Mark:  
CRYSTAL WORLD INC

Product Name: Wall lamp  
Model :2039W8-2  
120V/ac, 60Hz,AC ONLY  
Lamp Size: W8"xH10"xE8"



## WALL LAMP ASSEMBLY INSTRUCTIONS



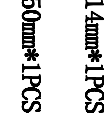

1. Lead the lamp arms (B) through the wall plate(A). Then locking them with hexagon nuts (C).

2. Place fixture(A) onto Butterfly (EE). Secure with cap nuts (AA).

### Hardware Used

AA Cap nut      2      X 2

2. Please hang the crystal (1) (2) to the fixture (A).

1	2
 14mm*1PCS	 14mm*2PCS
 50mm*1PCS	 63mm*1PCS
<b>8PCS</b>	<b>4PCS</b>

3. Install light bulbs ( not included).  
Use bulb

**120V**  **E12 2x40W Max.**

