


Trade Mark:  
CRYSTAL WORLD INC

Product Name: Wall lamp  
Model :2021W9AB-1  
120Vac, 60Hz,AC ONLY  
Lamp Size: W9"xH15"xE8"



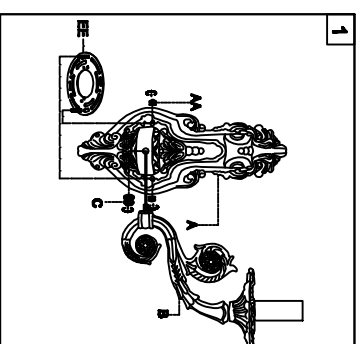
## WALL LAMP ASSEMBLY INSTRUCTIONS

1. Lead the lamp arms (B) through the wall plate(A). Then locking them with hexagon nuts (C).

2. Place fixture(A) onto Butterfly (EE). Secure with cap nuts (AA).

### Hardware Used

AA Cap nut      2      X 2



2. Please hang the crystal(1) (2) to the fixture (A).

1

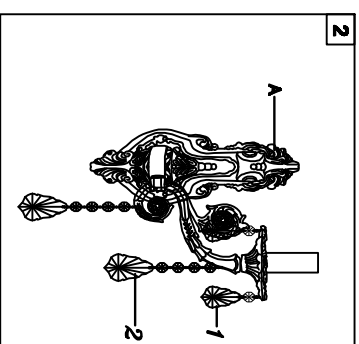
1 Lamp 1PCS  
50mm 1PCS

2

1 Lamp 1PCS  
60mm 1PCS



4PCS      2PCS



3. Install light bulbs (not included).  
Use bulb

120V      E12 1x40W Max.

