


Trade Mark:
CRYSTAL WORLD INC

Product Name: Wall Lamp
Model :2021W13AB-2
120Vac, 60HZ,AC ONLY
Lamp Size: W13"xH15"xE8"



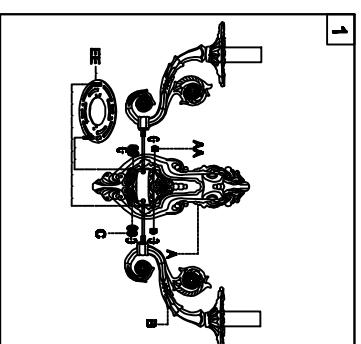
WALL LAMP ASSEMBLY INSTRUCTIONS

1. Lead the lamp arms (B) through the wall plate(A). Then locking them with hexagon nuts (C).

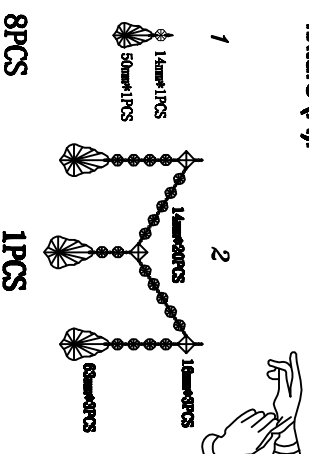
2. Place fixture(A) onto Butterfly (EE). Secure with cap nuts (AA).

Hardware Used

AA Cap nut 2 X 2



2. Please hang the crystal(1) (2) to the fixture (A).

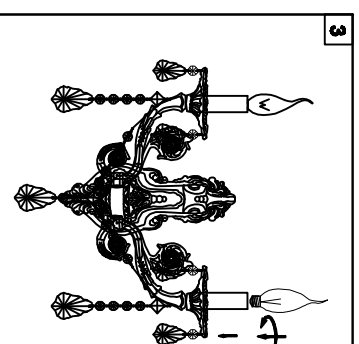
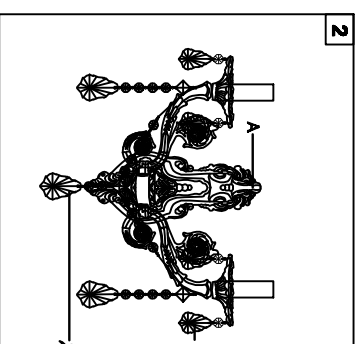


8PCS

1PCS

3. Install light bulbs (not included).
Use bulb

120V E12 2x40W Max.



ETL
C US
Intertek
4006677