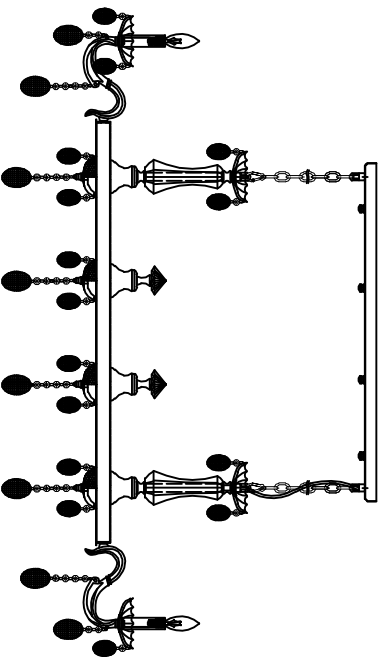


Trade Mark:
CRYSTAL WORLD INC

Product Name: Pendant lamp
Model :2016P54PB-14
120Vac, 60Hz,AC ONLY
Lamp Size:L54**W22**H22"-H48"







PENDANT LAMP ASSEMBLY INSTRUCTIONS


1. Please fix (A) with (B). Screw part (B) onto the lambody(C) secure with screw. Please fix (D) with (C). Place fixture (A) onto mounting screws (DD), secure with cap nuts (AA).

Hardware Used

AA Cap nut	a	X 4
DD Mounting screw		X 4

2. Please hang the crystal (1) (2) (3) to the fixture .

1	14mm*1PCS	2	14mm*2PCS	3	14mm*4PCS
					
	50mm*1PCS		60mm*1PCS		60mm*1PCS
80PCS	14PCS	18PCS			
	Ø10mm*H30*1PCS				
16PCS					

3. Install light bulbs (not included).
Use bulb
120V E12  **14*40W Max.**

