

**Phone: (305) 932-2300**  
**(305) 932-2500**  
**Office: (305) 932-5290**  
**Fax: (305) 932-9471**

Date: \_\_\_\_\_

Winston Towers 300 Association Inc. hereby authorizes Contractor: **Name & Phone Number**



**Description of work to be done:**

[illegible]

Authorized by: \_\_\_\_\_

Winston Towers 300 Association, Inc. Title Date





## WINSTON TOWERS 300 ASSOCIATION, INC.

230 174<sup>th</sup> Street  
Sunny Isles Beach,  
Florida, 33160-3332  
Email: [office@wt300.net](mailto:office@wt300.net)

Phone: (305) 932-2300  
(305) 932-2500  
Office: (305) 932-5290  
Fax: (305) 932-9471

## WT300 CONTRACTORS RULES AND REGULATIONS

February 2025 Revised

In order to process this application, all contractors must register with the office and provide the following. All documents must be submitted at once along with appropriate fees to the office, not by email. The office will not accept partial applications or missing documents. Any structural additions or alterations must be approved through the Association.

1. Contractor Rules & Regulations (each page initialed and acknowledgement form signed by unit owner & contractor)
2. Scope of work top half to be completed by the contractor
3. Architectural Modification Request Form is to be completed by the contractor – **with the contractor contact information** - who the Association should contact for questions about the job
4. Acknowledgement Form should be completed by the unit owner
5. Sliding doors frame installations signed by unit owner & contractor
6. Cling type plastic sheeting “Carpet Shield” Acknowledgement Form
7. Sketch, drawings or scaled blueprints (for windows only scaled blueprints)
8. Proof of Insurance (Certificate of Liability Insurance) **from general contractor & all sub-contractors** naming the Winston Towers 300 Association as certificate holder which is as follows

**Winston Towers 300 Association**  
**230 174<sup>th</sup> Street**  
**Sunny Isles Beach, FL 33160**

9. Proof as additional insured party **under description** which is as follows:  
**Winston Towers 300 Association Inc is listed as an additional insured with regards to the general liability per policy terms.**
10. Proof of Worker’s Compensation Insurance or exemption letter  
**Exemption letter will need to be for each person entering the building**
11. Insurance Liability \$300,000.00 minimum
12. License to perform work (Business Tax Receipt)

Initial \_\_\_\_\_ Initial \_\_\_\_\_



## CONSTRUCTION & DELIVERY HOURS:

Construction work & delivery hours are **Monday – Friday from 9:00 AM to 5:00 PM**. All workers and cleanup must be done before 5:00PM daily. **Workers must be out of the building by 5:00 PM**. Construction work is NOT permitted on weekends or holidays.

## FLOOR PROTECTION & CLEANUP:

- All construction projects require specific floor protection when receiving deliveries or materials. Please see Carpet Shield Acknowledgement form.
- The hallway from the service elevator to the unit door must be covered from wall to wall in the hallway. (Please do not cover tiled area by the elevators)
- **Carpet Shield must be applied at the beginning and removed once the entire job is completed.**  
**Carpet Shield must be cleaned immediately for any spill or debris**  
**Carpet Shield must be replaced if torn or ripped.**  
**Carpet Shield must be wiped clean every Friday at the end of the day**
- Twice a year, during the scheduled carpet cleaning, all carpet covering will be removed for cleaning. Once floor cleaning is complete, contractor must IMMEDIATELY replace the carpet covering at their own expense prior to any work being done.

## CONSTRUCTION DEBRIS & MATERIAL REMOVAL REQUIREMENT:

48-hour notice to the office to make sure service elevator is available. Cleanup is the responsibility of the contractors and they must haul away their own debris. **There is absolutely NO dumping of construction debris (construction material, tile, etc.) in the Association's trash containers and chutes.** Please see the office to schedule debris move out.

## STORAGE AND CUTTING OF MATERIALS:

- Storage of materials in the hallways, stairwells, storage or common areas is PROHIBITED.
- Materials cannot be stored on unit balconies. They must be kept within the confines of the unit
- Absolutely NO work is to be done in the hallways.
- Cutting on the balcony is NOT permitted.

## SOUNDPROOFING REQUIREMENT:

Contractor must submit a sample along with the specs - Please see the approved sound control page

**PLEASE NOTE THAT FAILURE TO COMPLY WILL RESULT IN A FEE THAT MUST BE PAID PRIOR TO CONTINUING WORK.**

## PARKING:

All contractors may drop off material. Due to limited parking, parking will be available at \$2.00 per hour, on a first come – first served basis. All others will have to park off-site. Contractors **MAY NOT** park in unit owners or reserved parking spaces.

Initial \_\_\_\_\_ Initial \_\_\_\_\_



## **DEPOSITS & FEES ARE TO BE SUBMITTED BY THE CONTRACTOR:**

(All payable to Winston Towers 300 Association **PRIOR** to work starting)

### **SECURITY DEPOSIT - REFUNDABLE**

- **\$1,500.00** Construction & Service Elevator Security Deposit – Refundable upon submission of a copy of the closed permits and that no damage has been done to the building.

### **FEES - NON-REFUNDABLE**

- **FULL REMODELING - \$300.00** Non-refundable Administrative Process Fee
- **PARTIAL (Carpet install & painting only) - \$150.00** Non-refundable Administrative Process Fee
- **IMPACT WINDOW INSTALL - \$150.00** Non-refundable Administrative Process Fee

## **CONTRACTORS MISCELLANEOUS INFORMATION:**

- Water & Power shut off can only be scheduled Tuesday - Thursday between 9am - 1pm and must schedule with 48-hour notice. \$50 shut off fee must be paid each time the line is shut down (even if it's for a follow up repair).
- Emergency water & power shut off fee - \$100.00
- All workers must check-in daily with Front desk to receive Contractor Badge. Contractors **MUST** display the badge on them at all times.

## **IMPACT WINDOW INSTALLATION:**

- Frame must be white and glass must be clear or gray – See attachment for specifications
- See Impact Window Guidelines
- Association inspection mandatory at completion – Must pass to receive security deposit refund

**ALL PERMITS FOR CONSTRUCTION, PLUMBING, AND/OR ELECTRICAL WORK  
MUST BE PROPERLY DISPLAYED ON THE UNIT DOOR.**

**PLEASE NOTE THAT FAILURE TO COMPLY WILL RESULT IN A FEE THAT  
MUST BE PAID PRIOR TO CONTINUING WORK.**

Initial \_\_\_\_\_ Initial \_\_\_\_\_



## ACKNOWLEDGEMENT

We, the undersigned, have read, understand and agree to fully abide by all Association rules, and the Construction Rules, Policy, Terms and Conditions contained herein, the City of Sunny Isles Beach and State of Florida appropriate ordinances, codes and any other requirements of the Board of Directors and/or Manager that may pertain to a particular project. We hereby agree that all Contractors, subcontractors, vendors, entities and involved parties will follow the guidelines enumerated herein.

We understand that this application shall provide sufficient information (design drawings, material specifications, etc.) in order to allow the Association Management, Building & Architectural Review Committee and the Board of Directors to fully assess the intended project and its effect on the building, common areas, other units and residents.

Signature(s) below confirm that the Unit Owner and Contractor agree to indemnify and hold the Association harmless for any damage to property or persons arising out of the work and/or any causes of action that arise from it.

Inspections or approvals by the Association do not alter, diminish or eliminate the total responsibility and obligations of the Owner and the Contractor for the work and any damages or liabilities arising from it.

Date: \_\_\_\_\_ Unit # \_\_\_\_\_

Owner's Name: \_\_\_\_\_

Owner's Signature: \_\_\_\_\_

Contractor's Company Name: \_\_\_\_\_


Company Phone Number: \_\_\_\_\_

Contractor's Name: \_\_\_\_\_

Contractor's Signature: \_\_\_\_\_

Initial \_\_\_\_\_ Initial \_\_\_\_\_





## WINSTON TOWERS 300 ASSOCIATION, INC.

230 174<sup>th</sup> Street  
Sunny Isles Beach,  
Florida, 33160-3332  
Email: [wt300@atlanticbb.net](mailto:wt300@atlanticbb.net)

Phone: (305) 932-2300  
(305) 932-2500  
Office: (305) 932-5290  
Fax: (305) 932-9471

### ACKNOWLEDGEMENT FORM – April 2024

**Once your application has been *accepted* by the Association please allow up to 15 business days for approval**

**Partial or incomplete applications will not be accepted**

**All checklist items must be turned in with your application or it will not be processed**

**Please circle below the letter of the category that you are applying for and complete one application per category**

Categories are:

- A. General construction- kitchen or bathroom cabinets, drywall, doors, closets, countertops, etc.
- B. Flooring- carpet, tile, hardwood, laminate, etc. (requires approved soundproofing)
- C. Plumbing- on specific days may require water shut off (special accommodation)
- D. Exterior- balcony doors (pictures and specs of materials being installed)
- E. Electrical
- F. Mechanical
- G. Window Install

#### Acknowledgement:

- 1.) I understand that it can take up to 21 business days after the Association has accepted my application to give me an answer.
- 2.) I understand that if the contractors hired by me to perform work in my unit do not comply with the Association's requirements and Rules and Regulation as the unit owner, or representative, I will be held liable.
- 3.) I understand that I must only employ contractors that are properly licensed and equipped to perform the work that they have been hired to do.
- 4.) I understand that I must display a copy of the City Permit on my door at all times during the duration of the work.

#### Window Replacement Acknowledgement:

- 5.) I understand that I am responsible for the finish on the outside of the building and the association will provide the paint.
- 6.) I understand that if I have shutters/tracks at the time of my window installation, it is my responsibility to have them removed and the walls of the building need to be sealed and painted.
- 7.) I understand that any damage from the shutters to the building will be my responsibility.


\_\_\_\_\_  
Name

\_\_\_\_\_  
Date

\_\_\_\_\_  
Signature

\_\_\_\_\_  
Unit # and title (owner or owner's representative)





**WINSTON TOWERS 300 ASSOCIATION, INC.**

230 174<sup>th</sup> Street  
Sunny Isles Beach,  
Florida, 33160-3332  
Email: [manager@wt300.net](mailto:manager@wt300.net)

Phone: (305) 932-2300  
(305) 932-2500  
Office: (305) 932-5290  
Fax: (305) 932-9471

## ARCHITECTURAL MODIFICATION REQUEST FORM

**Unit #:** \_\_\_\_\_

**Date:** \_\_\_\_\_

Please fill out the information for a person who we can contact if we have any questions regarding this application.

Name: \_\_\_\_\_

E-mail address: \_\_\_\_\_

Phone number: \_\_\_\_\_


Relationship to unit owner: \_\_\_\_\_

Accepted by: \_\_\_\_\_

Winston Towers 300 Association, Inc.  
(On behalf of the Association)

\_\_\_\_\_  
Date:





## WINSTON TOWERS 300 ASSOCIATION, INC.

230 174<sup>th</sup> Street  
Sunny Isles Beach,  
Florida, 33160-3332  
Email: [office@wt300.net](mailto:office@wt300.net)

Phone: (305) 932-2300  
(305) 932-2500  
Office: (305) 932-5290  
Fax: (305) 932-9471

Date: \_\_\_\_\_

Unit #: \_\_\_\_\_

Contractor or Representative: \_\_\_\_\_ Company Name: \_\_\_\_\_

Items reviewed and understand with management are below:

- Construction & delivery hours are Monday – Friday 9AM – 5PM ONLY All workers must be off premises by 5PM – Deliveries & Debris removal must be approved by management with at least a 48-hour notice.
- All construction projects will have Cling type plastic sheeting “Carpet Shield” covering on the floor from wall to wall in the hallway for the life of the project. All floor coverings must be wiped clean every Friday and replaced if torn or ripped.
- Parking is limited – First come first served – See Security. Contractor may drop off tools at our service elevator. **NO PARKING IN UNIT OWNER SPACE.**
- Water & Power Shut Off – Can only be scheduled Tuesday – Thursday between 9AM – 1PM and must be scheduled 48 hours in advance along with \$50.00 payment. **Shuts downs start at 9AM and end at 1PM** Emergency shut offs are \$100.00
- All permits must be displayed on door of unit.
- **IMPACT WINDOWS** – Association/Management must complete final inspection – Contact office
- **VIOLATORS OF THE ABOVE OR ANY CONTRACTOR RULES & REGULATIONS WILL RESULT IN A FINE THAT MUST BE PAID IN FULL BEFORE ANY WORK MAY CONTINUE.**

### ACKNOWLEDGEMENT

Signature(s) below confirm that the Contractor or their Representative, the undersigned, have read, understand and agree to fully abide by all Association rules, and the Construction Rules, Policy, Terms and Conditions contained herein, the City of Sunny Isles Beach and State of Florida appropriate ordinances, codes and any other requirements of the Board of Directors and/or Manager that may pertain to a particular project. I hereby agree that all Contractors, subcontractors, vendors, entities and involved parties will follow the guidelines.

\_\_\_\_\_  
Contractor or Representative Print Name

\_\_\_\_\_  
Contractor or Representative Signature

\_\_\_\_\_  
Management Print Name

\_\_\_\_\_  
Management Signature

[Type here]

[Type here]

June 2024





Date: \_\_\_\_\_ Unit: \_\_\_\_\_

\_\_\_\_\_  
Company

\_\_\_\_\_  
Contractor/Representative Print Name

\_\_\_\_\_  
Contractor/Representative Signature

Signature above confirms the Contractor or their Representative, have agreed to apply the carpet shield on the floor from wall to wall in the hallway, from the unit door to the service elevator (excluding the center elevator landing), for the life of the project as seen in the pictures above. All floor coverings must be wiped clean every Friday and replace if torn or ripped.



# WT300 IMPACT WINDOW GUIDELINES

October 2024 Revised

## **SLIDING DOORS FRAME INSTALATIONS: USE MAX SCREWS 3.5"**

### **Guidelines**

1. Window frame color must be white
2. Color of the glass must be clear or light grey
3. Can install either balcony swing or sliding glass door
4. If Sliding doors for the balcony are selected, the door must have four panels (Partitions)
5. Must meet current local building code and provide the Association a copy of the building permit approved by the City of Sunny Isles Beach, FL. as well as a copy of the permit with the final inspection and approval.
6. If shutters are already installed and unit owner does NOT want to remove them after window install, unit owner must provide documentation yearly that shutters have been inspected by a reputable shutter installation company.

### **General**

1. You must submit a work application to the Association Management office. The application will be reviewed and must be approved by the Winston Towers 300 Association, Inc. Board of Directors before the work can begin
2. The appearance of the exterior of the building including any limited common element cannot be altered in any way
3. Impact window legal documents must be signed by the owner
4. All impact window installation requests must be approved by the Board of Directors

### **5. IMPORTANT NOTICE**

OWNER IS RESPONSIBLE TO MAKE SURE THE CONTRACT REPAIRS ANY DAMAGE TO THE BUILDING STRUCTURE INCLUDING STUCCO, FRAMING, PAINT ETC THAT RESULTS FROM THE INSTALLATION OF IMPACT WINDOWS AND HURRICANE SHUTTERS.

AN INSPECTION FROM MANAGEMENT IS REQUIRED PRIOR TO ANY WORK STARTING AND AFTER THE WORK IS COMPLET YOU MUST NOTIFY MANAGEMENT IN A TIMELY MANNER PRIOR TO THE INSTALLATION STARTING AND AFTER THE INSTALLATION COMPLETION SO THE INSPECTION CAN BE SCHEDULED.

NO SECURITY DEPOSITS WILL BE REFUNDED UNTIL THE SATISFACTORY INSPECTIONS AND ANY DETERMINED NEEDED REPAIRS ARE COMPLETED.

Owner Signature: \_\_\_\_\_ Date: \_\_\_\_\_

Unit: \_\_\_\_\_

Contractor Signature: \_\_\_\_\_ Date: \_\_\_\_\_

Building inspection completed

Print name: \_\_\_\_\_

Signature: \_\_\_\_\_ Date: \_\_\_\_\_



## **FLOOR COVERINGS ACKNOWLEDGEMENT**

EFFECTIVE IMMEDIATELY, ALL REMODEL/IMPROVEMENT OR CONSTRUCTION JOBS IN THE BUILDING THAT REQUIRE THE HALLWAY FLOORS TO BE COVERED ARE REQUIRED TO SPECIFICALLY USE A CLING TYPE PLASTIC SHEETING. PAPER AND OTHER PLASTIC IS NOT PERMITTED.

THIS COVERING MUST START FROM THE TILE LINE AT THE SERVICE ELEVATOR LANDING TO THE APARTMENT DOOR YOU ARE WORKING ON.

THE CARPET MUST BE COVERED FROM BASEBOARD TO BASEBOARD (THE FULL WIDTH OF HALLWAY) WITH NO CARPET EXPOSURE AND A MINIMUM 3" OVERLAP ON THE ROLLED PRODUCT TO PREVENT OPEN SEAMS ALONG THE COVERED AREA.

ANY SPILL OR DEBRIS MUST BE CLEANED/PICKED UP IMMEDIATELY OFF THE HALLWAY FLOOR COVERING AND CAN NOT WAIT FOR THE END OF THE DAY. ANY TEAR MUST BE REPAIRED IMMEDIATELY OR THE ENTIRE STRIP MUST BE REPLACED AS NEEDED.

ALL COVERINGS MUST BE USED WHEN RECEIVING DELIVERIES & MATERIALS AND MUST BE REMOVED BY 5PM THAT DAY.

**FAILURE TO COMPLY WILL RESULT IN A FEE FOR EACH INFRACTION.**



THANK YOU FOR YOUR COOPERATION.

WINSTON TOWERS 300 ASSOCIATION  
MANAGEMENT OFFICE

Initial \_\_\_\_\_ Initial \_\_\_\_\_



## Carpet Shield 24 in. x 200 ft. Self Adhesive Film-CS24200L – The Home Depot

Model # CS24200L  
Internet #205187215  
Store SKU #389239



### Carpet Shield 24 in. x 200 ft. Self-Adhesive Film



- Resists punctures and tears
- Ideal for use during projects for quick clean up
- Self-adhering to protect carpet

**\$36<sup>48</sup> /each**

#### Specifications

##### Dimensions

Product Width (in.)

4.5

Sheet Length (ft.)

200

Sheet Width (ft.)

2

##### Details

Color Family

Clear

Commercial / Residential

Commercial / Residential

Flooring Material Features

No Additional Features

Flooring Product Type

Carpet Protector

Material

Polyethylene



## APPROVED SOUND CONTROL

<u>PRODUCT NAME</u>	<u>APPROVED FOR</u>
AcoustiCORK 6mm	Wood
AcoustiCORK CRC950	Tile
AcoustiCORK ½"	Tile
Acousti-Mat 3	Wood & Tile
APC Cork 12mm	Wood & Tile
APC Cork 6mm	Wood & Tile
APC Cork 8mm	Wood & Tile
Bruder Cork 6mm	Wood & Tile
Composition Cork 6mm	Wood
Confordan	Wood/Laminate
Cork Direct 6mm	Wood & Tile
Duro Acoustik 3/8"	Wood & Tile
Easy Mat 12mm	Tile
Easy Mat 5mm	Tile
ECO Silent Sound HD	Wood/Laminate
ECO Ultra Quiet	Laminate
ECORE QT 4005	Tile
ECORE QT 4010	Tile
Impactodan 5	Tile
ISOVER SAINT - Gobain Fonasoft	Tile
MAP Esonic 2	Wood & Tile
MegaCork 12mm	Wood
MegaCork 6mm	Wood
MP Global Insulayment	Wood & Tile
Natural Cork 6mm	Wood & Tile
Nuvelle 10mm	Wood/Laminate
Pace Cork 6mm	Wood & Tile
Pliteq Genie Mat RST 05	Tile
ProFlex SS90	Tile
ProFlex RCU-250	Wood & Tile
ProFlex RCU-500	Tile
ProFlex RU-125	Tile
Protecto WhisperMat CS 110 mil	Tile
QEP Cork 6mm	Wood & Tile
QuietCork 6mm	Wood & Tile
QuietWalk .125"	Wood
Regupol Sonus 5mm	Tile
Sika AcouBond System	Wood
Silent Stride	Wood/Laminate
STEICO	Wood/Underlayment/Laminate
SuperSAM 110 mil	Wood & Tile
SuperSAM 125 mil	Tile
Tecnicor Sonicork 6mm	Wood
WECU Cork Soundless ¼"	Wood
WECU Cork Soundless+ ½"	Wood & Tile
Whisper Mat HW .20"	Wood

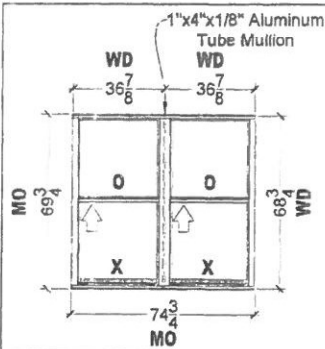
**Note:** This list is for informational purposes only and is not all inclusive. It has been compiled as a tool for customers, based on previous submittals of sound control materials and Test Data that meet the requirements of the Florida Building Code, Section 1207.



Bedroom/Kitchen

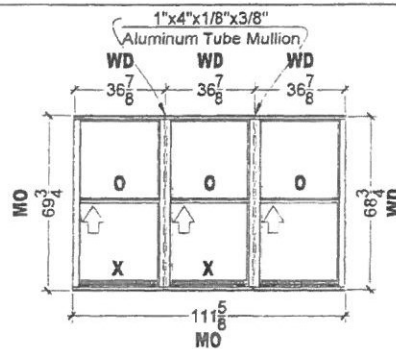
Corner Unit Living Room

BALCONY - 4 Panels incl. door



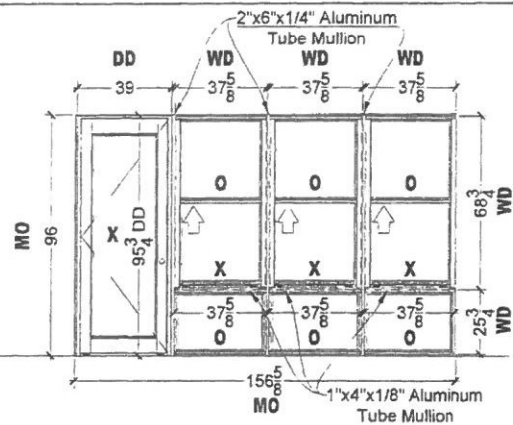
EXTERIOR ELEVATION (XO)

Type SH / Mark: 1, 5, 7 &amp; 8



EXTERIOR ELEVATION (XO)

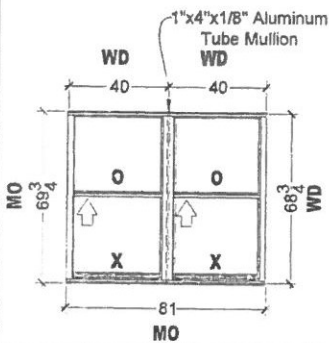
Type SH / Mark: 2



EXTERIOR ELEVATION (X)

Type: SH + FIX / Mark: 3

Type: OSD / Mark: 4



EXTERIOR ELEVATION (XO)

Type SH / Mark: 6

LEGEND	
MO	Masonry Opening
DD	Door Dimension
WD	Window Dimension
SH	Single Hung Window
FIX	Fixed Window
OSD	Out Swing Door

## ELEVATION DETAILS

- NOTE: 1. 1" wood buck to be independently anchored to the structure w/ a min. of 1 1/4" embedment @ 6" spacing from ends @ 12" o.c. elsewhere.
2. All windows must be anchored according to the NOA's specification (no change in fenestration proposed)
3. General Impact Glass & Windows Corp. it's not responsible for any interior finish.
4. Field verify height from finish floor to window sill. If less than 37", then stopper must be installed. Not required when opening access to a Balcony.
5. All escape windows shall provide a clear opening of not less than 5.7 square feet. the width shall not less than 20" and the height shall not be less than 24".



EM  
07-12-2018  
N.T.S.

SHOP DRAWING  
ABEL D RUBINOVICH

005388-00

PROJECT ADDRESS  
230 174 ST. UNIT: 1803  
Sunny Isles Beach,  
FL 33160

Thomas H. Harnandez,  
Professional Engineer  
Structural Engineering  
1971 Broward Ave., Suite 200, Fort Lauderdale, FL 33304  
Tel: 305.555.1234

REVISIONS

18-149  
SHEET: 2 OF 1

Sample Plan



# Height of the Building 240' - 0"

LOAD TABLE FOR WINDOW AND DOOR - ABEL D RUBINOVICH

ESK	Description	Qty	Width (inches)	Height (inches)	Truss Area (SqFt)	Wind Dir	Conf	Design Press psf (+/-)	Approved Press psf (+/-)	Manufacturer	Rating	Glass	Product Approval: I.D.A. #	
WINDOWS AND DOORS														
1	Series "20000 High Impact" Aluminum Single Hung Window	1	36 7/8	66 3/4	17.81	4	X/O	83.1	86.3	90.0	General Impact	Large Mass Impact Resistant	711P Laminated Glass Type "A"	17-1102.13
	Series "14000 HIMS" Clipped Aluminum Tube Mullion	1		1"x4"x18"x66-3/4"		4	Vertical	83.1	86.3	76.6	General Impact	Large Mass Impact Resistant	C2 - H4	17-1102.14
	Series "20000 High Impact" Aluminum Single Hung Window	1	36 7/8	66 3/4	17.81	4	X/O	83.1	86.3	90.0	General Impact	Large Mass Impact Resistant	711P Laminated Glass Type "A"	17-1102.13
2	Series "20000 High Impact" Aluminum Single Hung Window	1	36 7/8	78 3/8	17.81	5	X/O	83.1	116.9	120.0	General Impact	Large Mass Impact Resistant	711P Laminated Glass Type "B"	17-1102.13
	Series "14000 HIMS" Clipped Aluminum Tube Mullion	1		1"x4"x18"x66-3/4"		5	Vertical	83.1	116.9	120.0	General Impact	Large Mass Impact Resistant	C2 - H4	17-1102.14
	Series "20000 High Impact" Aluminum Single Hung Window	1	36 7/8	78 3/8	17.81	5	X/O	83.1	116.9	120.0	General Impact	Large Mass Impact Resistant	711P Laminated Glass Type "B"	17-1102.13
3	Series "20000 High Impact" Aluminum Single Hung Window	1	36 7/8	88 3/4	17.96	5	X/O	83.1	116.9	120.0	General Impact	Large Mass Impact Resistant	711P Laminated Glass Type "B"	17-1102.13
	Series "14000 HIMS" Clipped Aluminum Tube Mullion	1		1"x4"x18"x88-3/4"		5	Vertical	83.1	116.9	120.0	General Impact	Large Mass Impact Resistant	C2 - H4	17-1102.14
	Series "20000 High Impact" Aluminum Single Hung Window	1	36 7/8	88 3/4	17.96	5	X/O	83.1	116.9	120.0	General Impact	Large Mass Impact Resistant	711P Laminated Glass Type "B"	17-1102.13
4	Series "20000 High Impact" Aluminum Single Hung Window	1	37 5/8	25 3/4	6.73	5	O	86.5	132.1	140.0	General Impact	Large Mass Impact Resistant	811P Laminated Glass	17-1102.12
	Series "14000 HIMS" Clipped Aluminum Tube Mullion	1		1"x4"x18"x25-3/4"		5	Vertical	86.5	132.1	140.0	General Impact	Large Mass Impact Resistant	C2 - H6	17-1102.14
	Series "20000 High Impact" Aluminum Single Hung Window	1	37 5/8	25 3/4	6.73	5	X/O	86.5	132.1	140.0	General Impact	Large Mass Impact Resistant	711P Laminated Glass Type "B"	17-1102.13
5	Series "20000 High Impact" Aluminum Single Hung Window	1	37 5/8	66 3/4	17.96	5	X/O	83.1	116.9	120.0	General Impact	Large Mass Impact Resistant	711P Laminated Glass Type "B"	17-1102.13
	Series "14000 HIMS" Clipped Aluminum Tube Mullion	1		1"x4"x18"x66-3/4"		5	Vertical	83.1	116.9	120.0	General Impact	Large Mass Impact Resistant	C2 - H4	17-1102.14
	Series "20000 High Impact" Aluminum Single Hung Window	1	37 5/8	66 3/4	17.96	5	X/O	83.1	116.9	120.0	General Impact	Large Mass Impact Resistant	711P Laminated Glass Type "B"	17-1102.13
6	Series "20000 High Impact" Aluminum Single Hung Window	1	36 7/8	66 3/4	17.81	4	X/O	83.1	86.3	90.0	General Impact	Large Mass Impact Resistant	711P Laminated Glass Type "A"	17-1102.13
	Series "14000 HIMS" Clipped Aluminum Tube Mullion	1		1"x4"x18"x66-3/4"		4	Vertical	83.1	86.3	76.6	General Impact	Large Mass Impact Resistant	C2 - H4	17-1102.14
	Series "20000 High Impact" Aluminum Single Hung Window	1	36 7/8	66 3/4	17.81	4	X/O	83.1	86.3	90.0	General Impact	Large Mass Impact Resistant	711P Laminated Glass Type "A"	17-1102.13
7	Series "20000 High Impact" Aluminum Single Hung Window	1	40	66 3/4	16.18	4	X/O	83.1	86.3	90.0	General Impact	Large Mass Impact Resistant	711P Laminated Glass Type "A"	17-1102.13
	Series "14000 HIMS" Clipped Aluminum Tube Mullion	1		1"x4"x18"x66-3/4"		4	Vertical	83.1	86.3	76.6	General Impact	Large Mass Impact Resistant	C2 - H4	17-1102.14
	Series "20000 High Impact" Aluminum Single Hung Window	1	36 7/8	66 3/4	17.81	4	X/O	83.1	86.3	90.0	General Impact	Large Mass Impact Resistant	711P Laminated Glass Type "A"	17-1102.13
8	Series "20000 High Impact" Aluminum Single Hung Window	1	36 7/8	88 3/4	17.96	5	X/O	83.1	116.9	120.0	General Impact	Large Mass Impact Resistant	711P Laminated Glass Type "B"	17-1102.13
	Series "14000 HIMS" Clipped Aluminum Tube Mullion	1		1"x4"x18"x88-3/4"		5	Vertical	83.1	116.9	120.0	General Impact	Large Mass Impact Resistant	C2 - H4	17-1102.14
	Series "20000 High Impact" Aluminum Single Hung Window	1	36 7/8	88 3/4	17.96	5	X/O	83.1	116.9	120.0	General Impact	Large Mass Impact Resistant	711P Laminated Glass Type "B"	17-1102.13



WIND BOLT AND IMPACT  
P.O. BOX 800  
Ft. Lauderdale, FL 33308

DATE: 07 - 12 - 2018

SCALE: N.T.S.

SHOP DRAWING  
ABEL D RUBINOVICH

PROJECT: 005388-00

230 174 ST. UNIT: 1803  
Sunny Isles Beach, FL 33160

Tamara Hernandez  
Professional Engineer  
No. 12412  
Exp. 12/31/2020

Tamara Hernandez P.E.  
FL License # 12412

REVISIONS

18 - 148

SHEET 3 OF 3