

New Features in Version 9

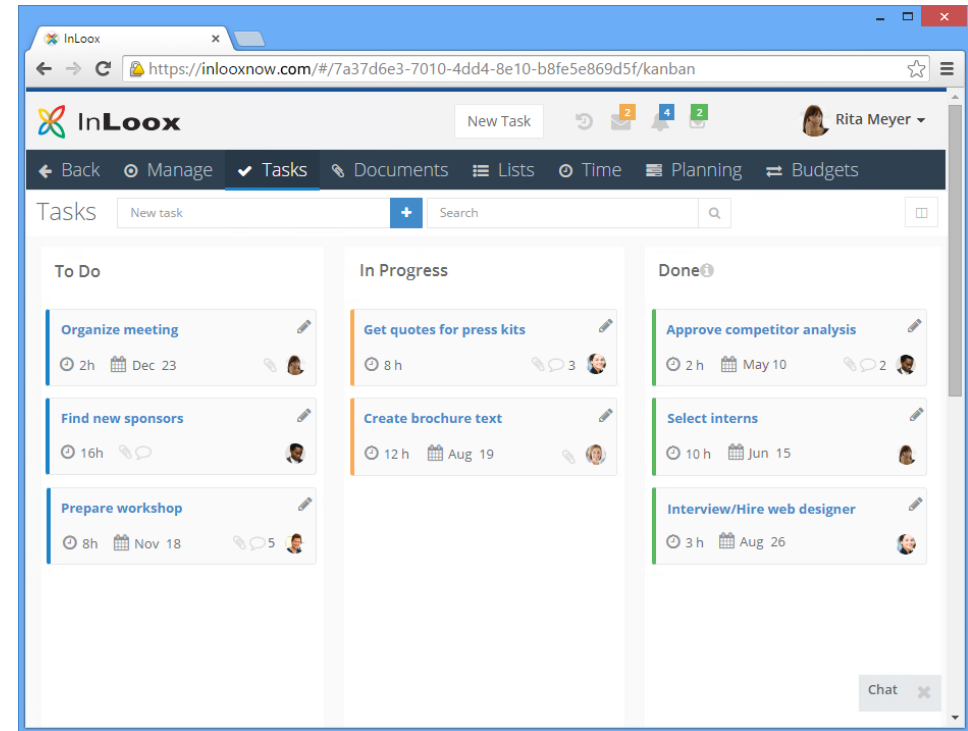
InLoox 9 Web App

Successful Projects Start with InLoox

Your daily business, customers, and projects may be a continuous challenge, but with InLoox Web App you've got everything under control. All you need for successful project management is an internet connection and the browser of your choice. Immediately access all your important documents, check on current project progress, and communicate with your team anytime and wherever you are. And best of all: this is possible without switching programs or media disruptions.

Our online project software bridges the gap between agile and classic project management. It connects all team members and enables collaboration regardless of the device or operating system they are using.

You decide whether to host your data on your own servers or store it in the InLoox cloud. InLoox Web App makes your project data available wherever you are.

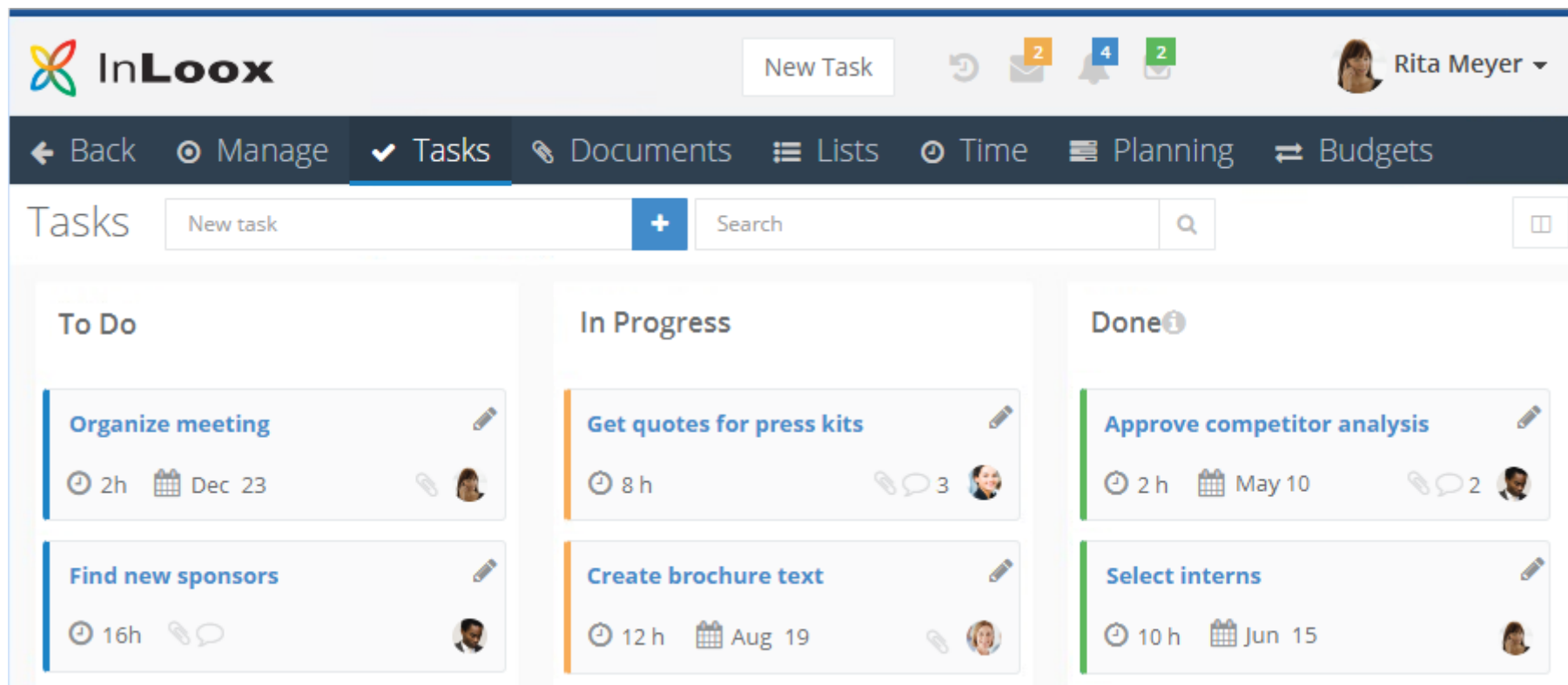


Start your free, full-featured 30-day trial of the latest product generation today. You will be amazed:

www.inloox.com/free-trial

Team Collaboration

Kanban



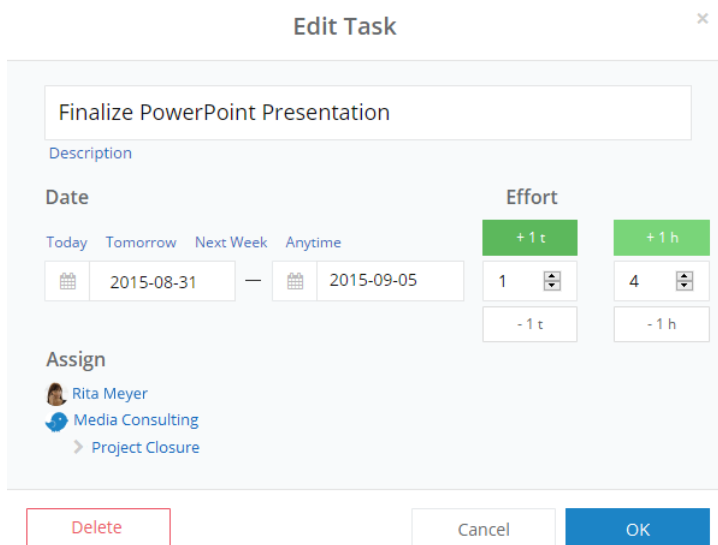
The screenshot displays the InLoox Kanban board interface. At the top, the InLoox logo is on the left, and a 'New Task' button is on the right. Below the logo, a navigation bar contains icons for Back, Manage, Tasks (selected), Documents, Lists, Time, Planning, and Budgets. The main area is titled 'Tasks' and features a search bar with a '+' icon and a search icon. The board is organized into three columns: 'To Do', 'In Progress', and 'Done'. Each column contains task cards with details such as task name, duration, due date, and assigned user.

Column	Task Name	Duration	Due Date	Assigned To
To Do	Organize meeting	2h	Dec 23	[User]
	Find new sponsors	16h		[User]
In Progress	Get quotes for press kits	8h		[User]
	Create brochure text	12h	Aug 19	[User]
Done	Approve competitor analysis	2h	May 10	[User]
	Select interns	10h	Jun 15	[User]

Use the Kanban method to visualize which project tasks are planned, which are being worked on and by whom, and which are already done. InLoox Web App closes the gap between modern task management and classic scheduling as you can easily attach tasks from the Kanban table to an activity in your Gantt plan.

Team Collaboration

Task Management



Edit Task

Finalize PowerPoint Presentation

Description

Date

Today Tomorrow Next Week Anytime

2015-08-31 — 2015-09-05

Assign

Rita Meyer
Media Consulting
Project Closure

Effort

+ 1 t + 1 h

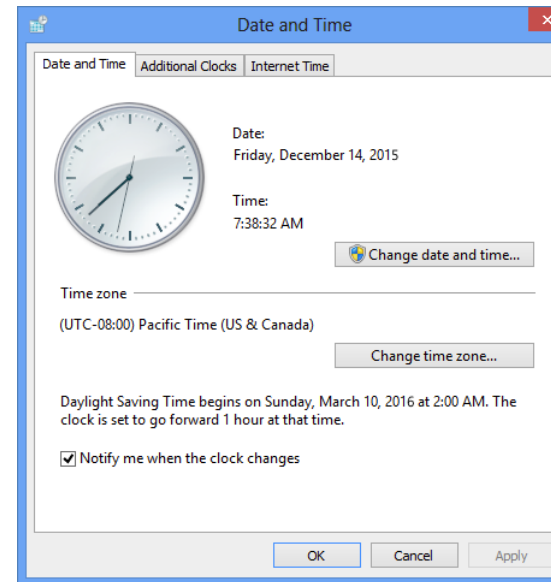
1 4

- 1 t - 1 h

Delete Cancel OK


Every team member knows what needs to be done by whom until which due date – this is a decisive factor for project success. With InLoox Web App you easily set, delegate, and organize your tasks with just a few clicks. Best of all: it can be done independently of a project schedule. Automatic notifications ensure that no information about new or due tasks is lost. Ranging from your personal time management to task management within the team, you will always have an overview of what to do next.

Time Zones



Date and Time

Date and Time Additional Clocks Internet Time



Date: Friday, December 14, 2015

Time: 7:38:32 AM

Change date and time...

Time zone

(UTC-08:00) Pacific Time (US & Canada)

Change time zone...

Daylight Saving Time begins on Sunday, March 10, 2016 at 2:00 AM. The clock is set to go forward 1 hour at that time.

☒ Notify me when the clock changes


OK Cancel Apply


Your team is scattered across various time zones yet has to work towards a common deadline? With InLoox 9 Web App, the cumbersome time zone conversion belongs to the past. Now, the time zone set on the device you are working with is referenced and InLoox automatically converts your deadlines for you.

Team Collaboration

Lists

[Kick Off Meeting](#) [+](#)

To Dos 

Done 


Define project goals and results	<input checked="" type="checkbox"/>
Appoint team members	<input checked="" type="checkbox"/>
Compile contact information	<input checked="" type="checkbox"/>
Create a preliminary project plan	<input type="checkbox"/>


Set up individual to-do or check lists for your projects and use them for your self-management and project management. Link your lists to various project elements e.g. documents or tasks. You can quickly integrate your classic to-do list into a project and it will never again go missing among your piles on your desk.


Project Communication

Stream

Stream 3 Messages

 **Helen Schmidt** wrote you:
Today 3:42 PM - 09/12/2015 2 hours ago
Can we talk about the presentation this afternoon?
[↩ Reply](#) [🔍 View chat](#)

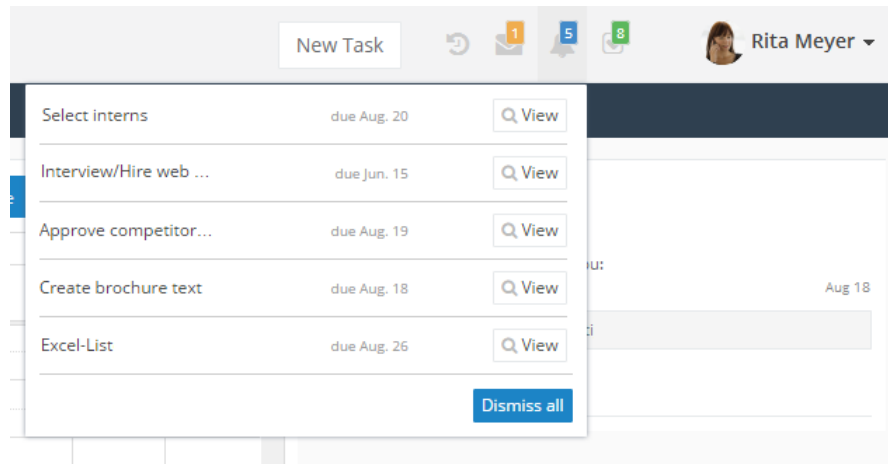
 **Bryan Greer** commented on [Demo](#)
Today 3:41 PM - 09/12/2015 2 hours ago

 **Eric Tull** wrote you:
Today 3:30 PM - 09/12/2015 3 hours ago
Welcome to the project! Could you come over tomorrow, so I can introduce you to the team? After that, we could have a look at the text drafts.
[↩ Reply](#) [🔍 View chat](#)

The newly created stream function keeps you always up to date. It alerts you to any incoming notifications, chat messages, new comments to project elements, and references in a concise form – never again miss important project information and updates.

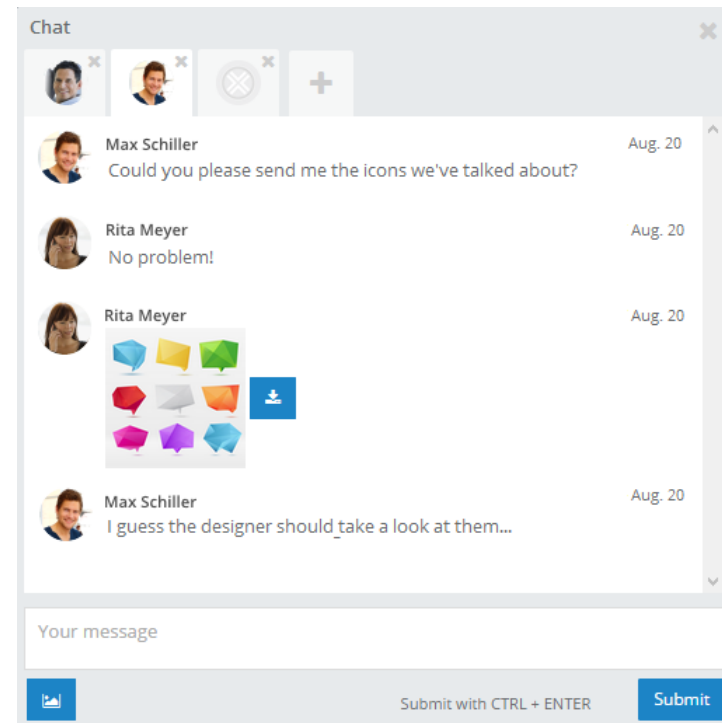
Project Communication

Reminders



With InLoox Web App you will never again forget about due tasks – if you like, it will remind you. You can set a reminder and always stay on top of important tasks in your project to never miss a deadline again.

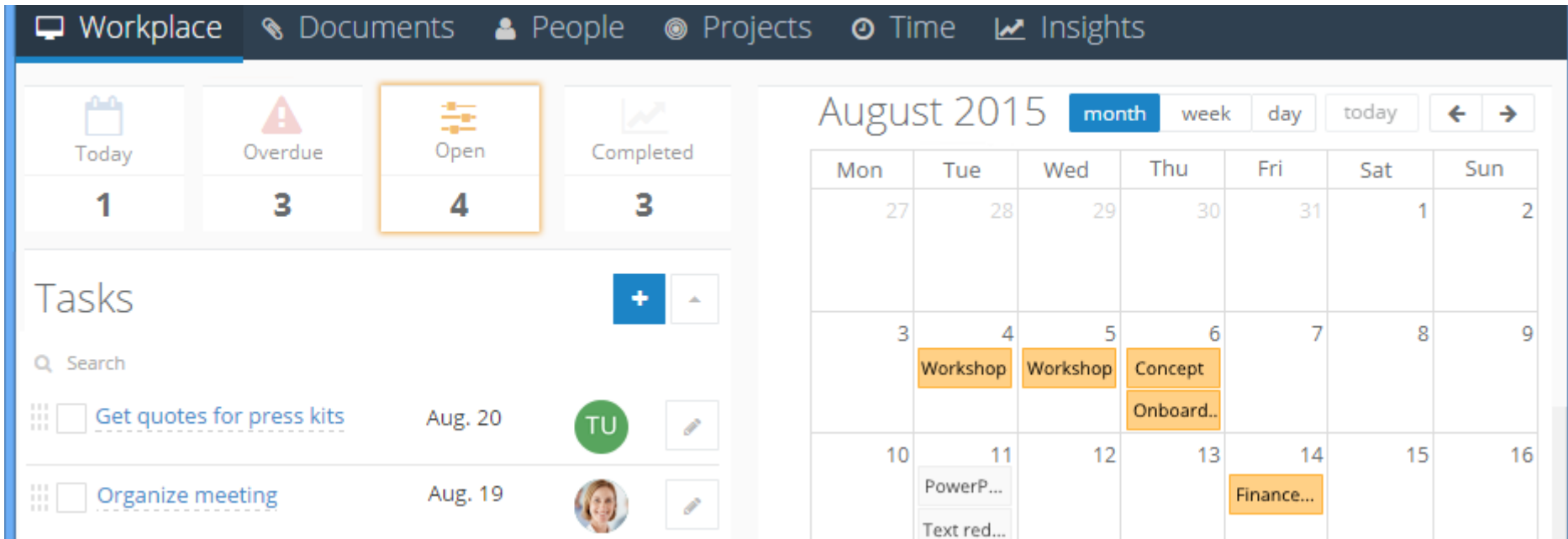
Chat



The newly created chat function makes communicating with your team members and project partners quick and easy. Use @-references and leave comments about project elements and stay in touch with your team, regardless of where you are, to avoid additional meetings, phone calls, or emails.

Overview and Insights

Workplace



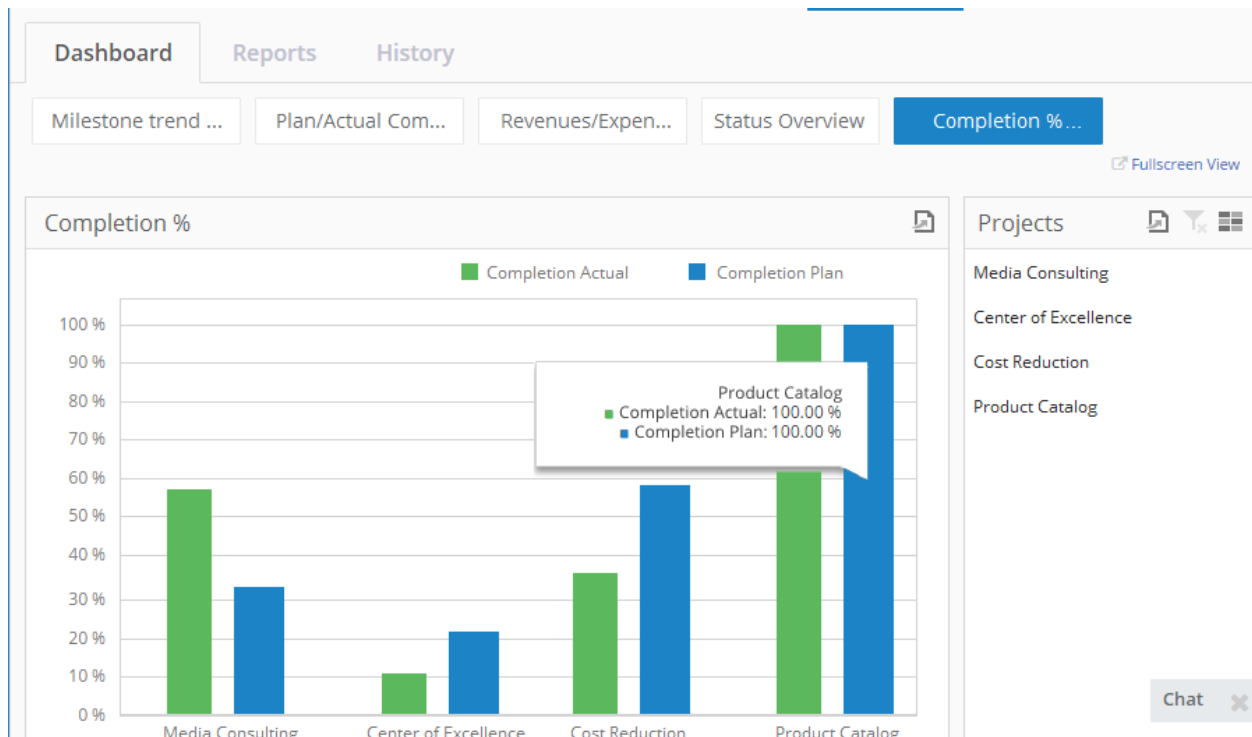
The Workplace interface features a top navigation bar with icons and labels for Workplace, Documents, People, Projects, Time, and Insights. Below this, a dashboard displays four key metrics: Today (1), Overdue (3), Open (4, highlighted with an orange border), and Completed (3). The Open tasks section lists two tasks: "Get quotes for press kits" due on Aug. 20 and "Organize meeting" due on Aug. 19. To the right, a calendar for August 2015 is shown in month view. The calendar includes task cards for "Workshop" on Tuesday and Wednesday, "Concept Onboard.." on Thursday, and "Finance..." on Friday.

Mon	Tue	Wed	Thu	Fri	Sat	Sun
27	28	29	30	31	1	2
3	4 Workshop	5 Workshop	6 Concept Onboard..	7	8	9
10	11 PowerP... Text red...	12	13	14 Finance...	15	16

The newly developed workplace gives you an overview of today's tasks, newly created tasks and whatever else is happening in your projects. The project calendar helps you organize your day and prioritize your tasks. You can quickly drag and drop your tasks into the calendar. The workplace gives you all the information you need to start your project day well prepared.

Overview and Insights

Insights



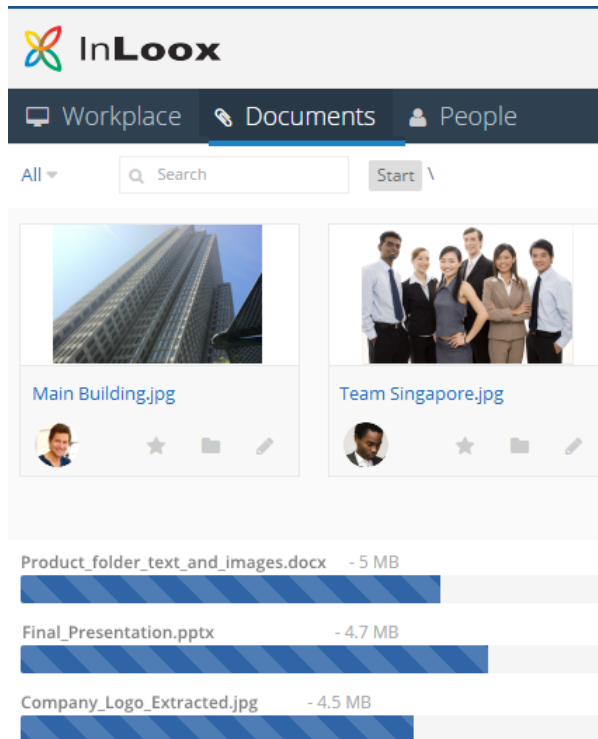
APIs

Make InLoox Web App your central platform. With APIs you can extend the software according to your needs. Connect to systems you are using regularly, e.g. your CRM or invoicing software. Keep all your data in one system and avoid program switches and media disruptions.

Here you gain all the insights of the status quo of your projects and can keep track of all important performance parameters. The new dashboard gives you the most important data and latest developments to keep track of costs, ROI, and due dates of your projects on the web. The progress view lists all important changes chronologically across your projects. With the comprehensive project reports you can easily keep all those team members informed who do not work with InLoox.









Ease-of-use & Flexibility

Accelerate Your Project Work



You need a tool that can keep pace with you? We have invested a lot of energy into the development of a software that will make your project work a lot faster – with unmatched loading times, even on the go. Real-time changes are immediately saved and all the information is instantly accessible.

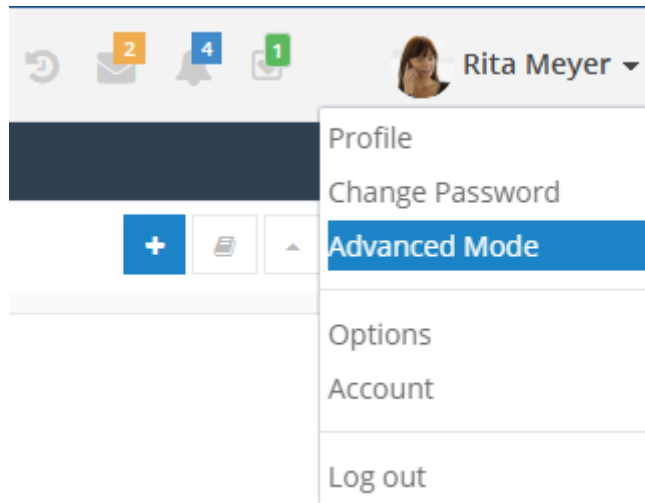
New User Interface

#	Color Flag	Name	Predecessor
14		Layout	2 ES Layout
15	     		
16			

InLoox Web App makes your project work quick and easy: edit project elements directly in the input field and access any linked information with only one click. All changes are saved automatically – nothing gets lost. The intuitive, touch-optimized user interface makes it extremely easy to navigate.

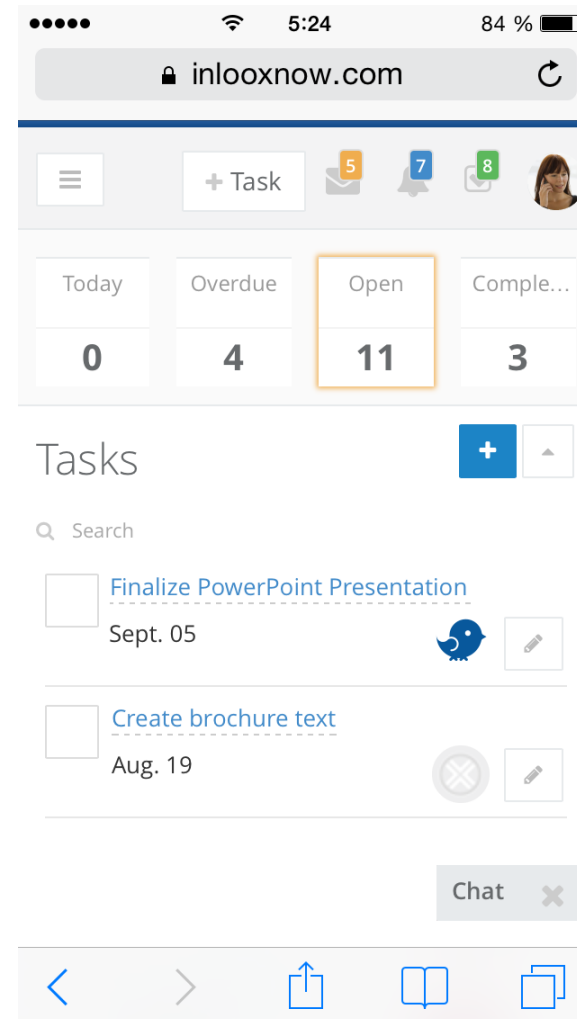
Ease-of-use & Flexibility

Simple vs. Advanced Mode



Some team members only need the self-explanatory task management, while others need detailed insights of data and performance. InLoox PM Web App enables both, all on one platform. Quickly switch from simple to advanced mode to get all the detailed data you need.

Mobile-Friendly



You are mobile? So is InLoox Web App and your projects. It is optimized for tablets and smartphones, ensuring that accessing your project data wherever you are on whichever device is actually possible.



New Features in Version 9

Successful Projects Start with InLoox

More than 3,500 customers and 50,000 users on five continents rely on InLoox. Corporate customers ranging from small and mid-sized companies to large enterprises use it as their standard software. More and more companies of all sizes and market sectors find InLoox to be their go-to, efficient solution for project management.

Some companies, that use InLoox:




Questions? Call us!

(800) 506-0947 or*

(415) 445-4660

* Free hotline from USA and Canada only

Presented by:



InLoox, Inc. | 101 Montgomery Street, Suite 2050
San Francisco, CA 94104 | USA
Phone: (415) 445-4660 | Fax: (415) 335-4022
E-mail: office.sf@inloox.com | www.inloox.com

All specified product names, product designations and logos in this document are registered trademarks and property of the respective right owners.