

New Features in Version 9

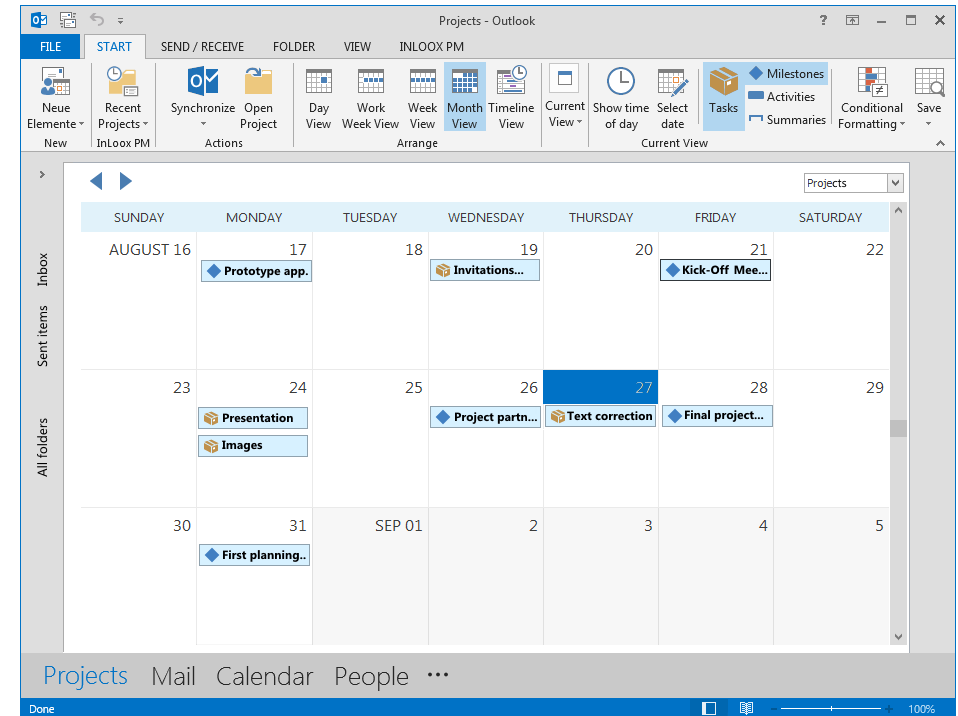
InLoox 9 for Outlook

Are you aiming high? We'll support you all the way!

Your work day is full of challenges: tasks, projects, team coordination, e-mails, documents, contacts and much more needs to be handled. With InLoox, gone are the days for media breaks and changing programs.

InLoox 9 combines project work and everyday operations in one single platform.

Best of all: all this information is found in the program you already know and use daily: Microsoft Outlook.

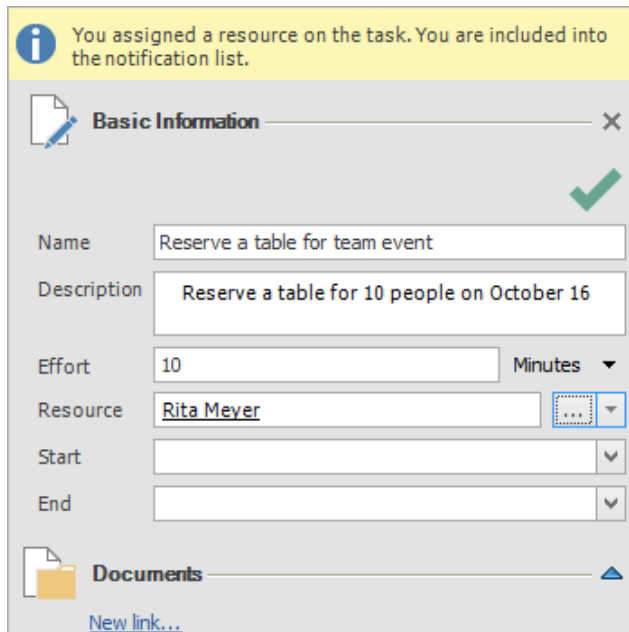


Start your free, full-featured 30-day trial of the latest product generation today. You will be fascinated:

www.inloox.com/free-trial

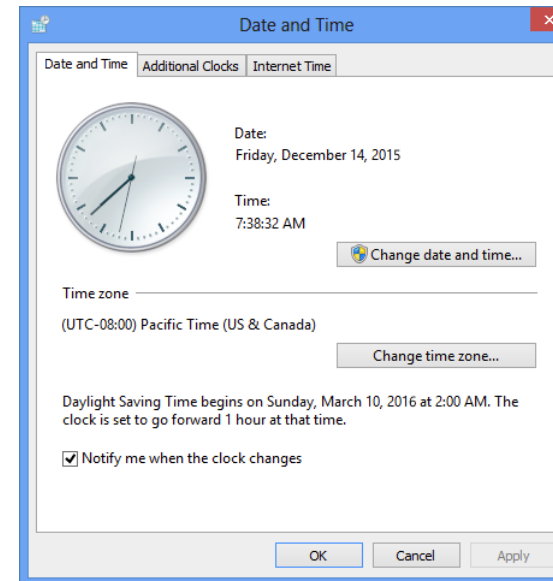
Collaboration

Personal Tasks



Who is doing what until when? - A straightforward answer is already half the battle, for everyday operations and project management alike. InLoox 9 for Outlook helps you organize project-related tasks in unison with everyday tasks — for you personally and for your project team. You can assign start and end dates to tasks, even if they are not part of your project schedule and use the Kanban view for a better overview of tasks at hand, tasks in progress or completed tasks.

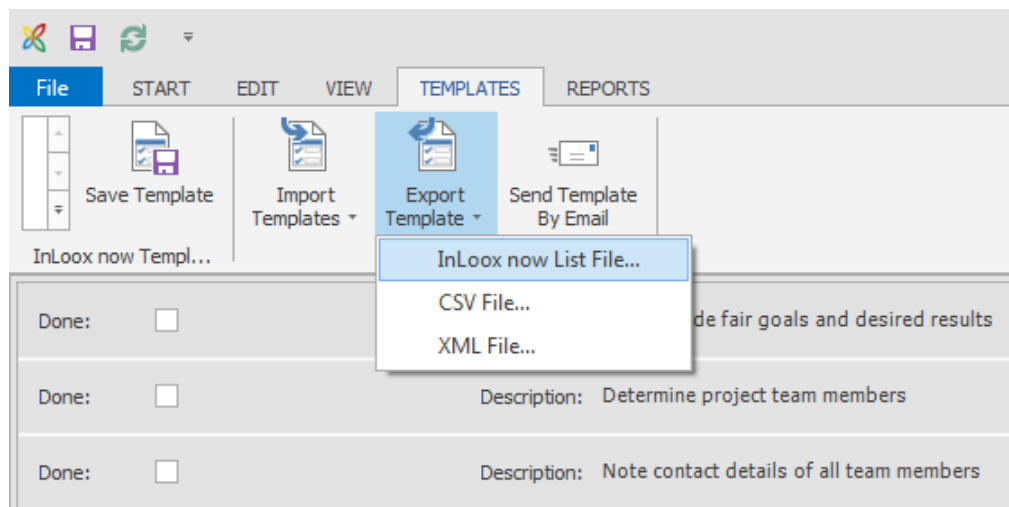
Time Zones



Your team is scattered across various time zones, yet has to work towards a common deadline? With InLoox 9 for Outlook the cumbersome time zone conversion belongs to the past. Now, the time zone set on the device you are working with is referenced and InLoox automatically converts your deadlines for you.

Collaboration

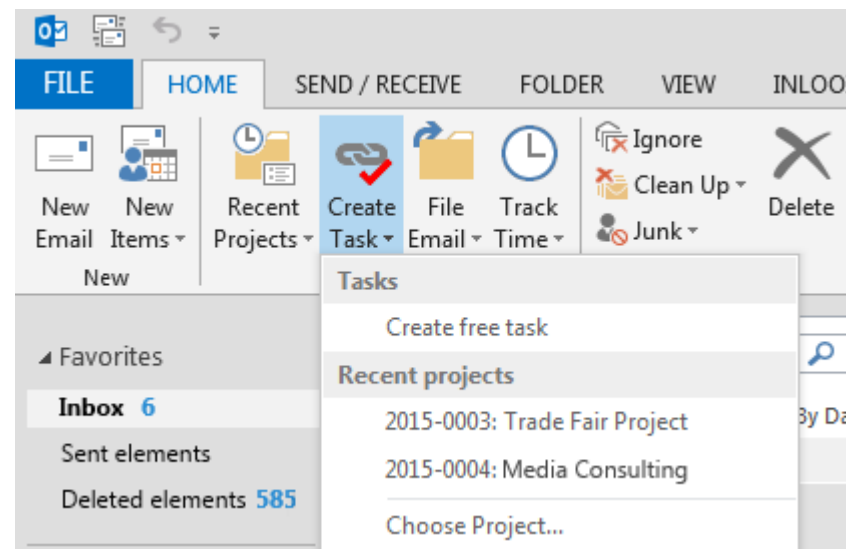
List Templates



Set up list templates for checklists that are relevant for all your various projects. With only a few clicks you can now access all those recurring issues that are important for your projects.

Convenient Work Environment

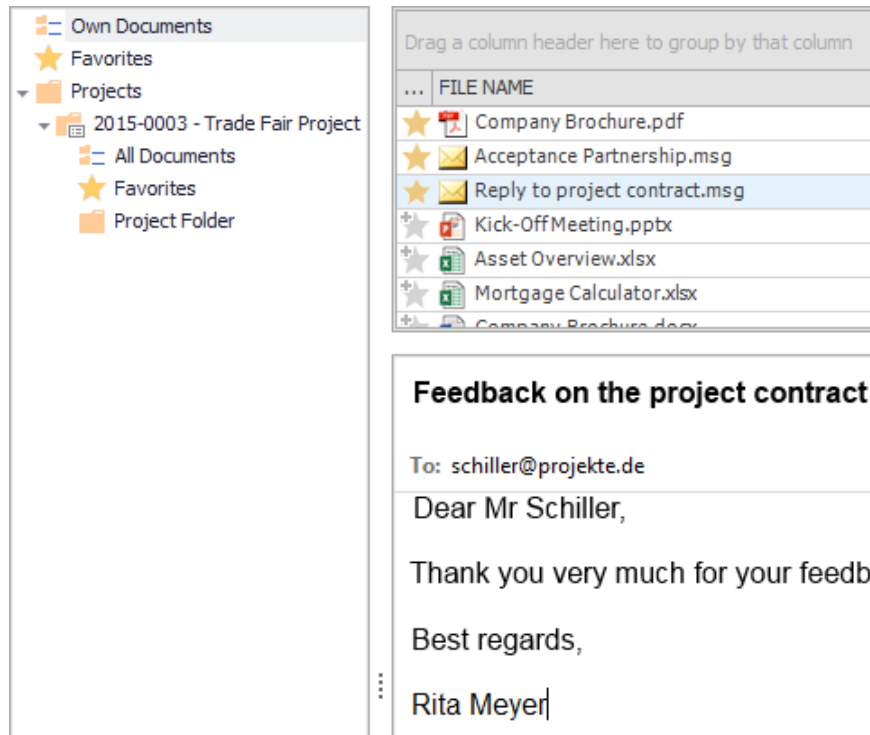
New Ease of Use



Handling your projects and everyday workload is already complicated enough, so handling your project management software should be as easy as possible. We have redesigned the ribbon to make it more intuitive for you to quickly access all important features. Now, you can transform Outlook elements e.g. into tasks with only one click.

Convenient Work Environment

Independent Documents



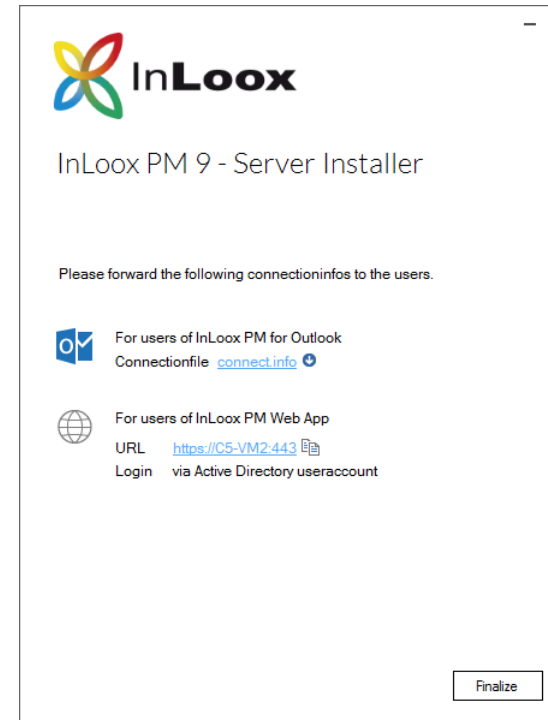
The screenshot shows the Microsoft Outlook interface. On the left, the 'Navigation Pane' displays a hierarchy: 'Own Documents' (with a folder icon), 'Favorites' (with a star icon), and 'Projects' (with a folder icon). Under 'Projects', there is a folder named '2015-0003 - Trade Fair Project'. Inside this folder, there are sub-folders: 'All Documents', 'Favorites', and 'Project Folder'. The main pane shows a list of documents under the '2015-0003 - Trade Fair Project' folder. The list has a header 'FILE NAME' and contains the following items:

- Company Brochure.pdf
- Acceptance Partnership.msg
- Reply to project contract.msg
- Kick-Off Meeting.pptx
- Asset Overview.xlsx
- Mortgage Calculator.xlsx
- Company Brochure.docx

Below the document list, there is a section titled 'Feedback on the project contract'. It shows an email address 'To: schiller@projekte.de' and the text 'Dear Mr Schiller, Thank you very much for your feedb Best regards, Rita Meyer'.

The new overall document view helps you organize all your documents. Now you can even sort project-independent documents into folders – directly in Microsoft Outlook. Add your personal documents, too, and manage them together with your project or department documents all in one place.

Simplified Installation Process



The screenshot shows the 'InLoox PM 9 - Server Installer' window. It features the InLoox logo at the top. Below the logo, the text 'InLoox PM 9 - Server Installer' is displayed. A message states: 'Please forward the following connectioninfos to the users.' Below this, there are two sections for user information:

- For users of InLoox PM for Outlook:** Connectionfile [connect.info](#)
- For users of InLoox PM Web App:** URL <https://C5-VM2.443>, Login via Active Directory useraccount

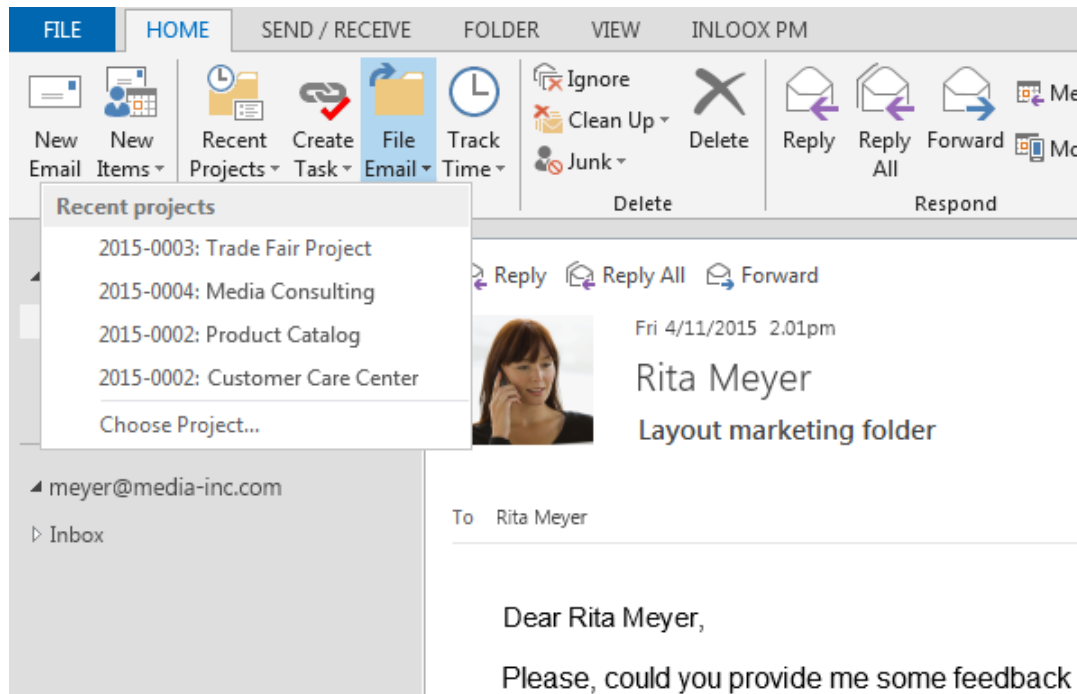
A 'Finalize' button is located at the bottom right of the window.

Installing InLoox PM for Outlook, our on-premise solution, has never been so easy. The new InLoox PM 9 installation pack is significantly smaller and the client installation is done with only two clicks – a quick and easy start into project management.

Convenient Work Environment

Performance

Time is money and you need a software that keeps pace with you. We have invested a lot of time to make the new InLoox 9 for Outlook the fastest InLoox so far. Try it yourself, you'll be amazed by the speedy performance.



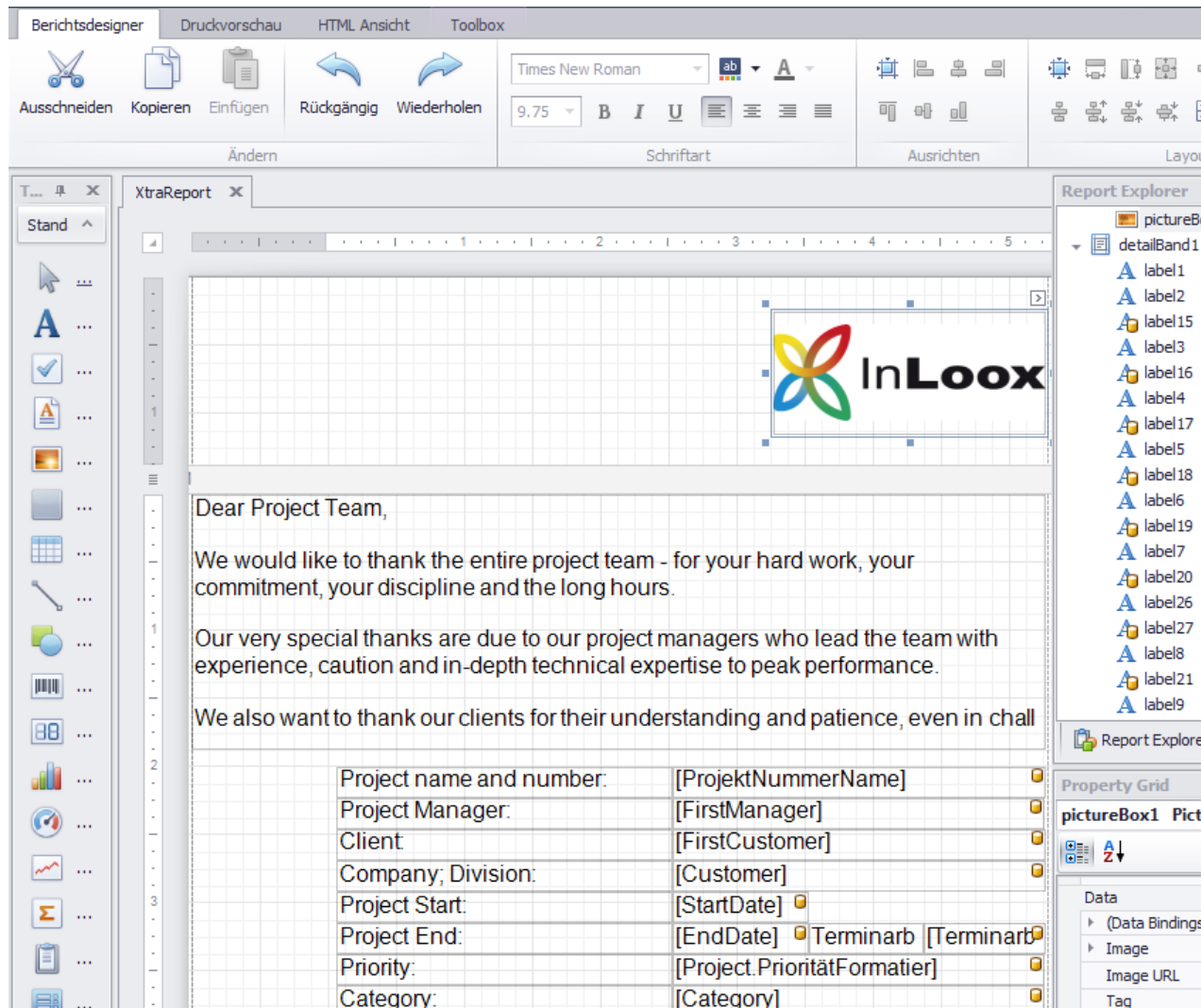
APIs

Using InLoox for Outlook meant that Outlook has so far been your central platform for your project management. Now you can implement further systems of your everyday operations, e.g. your accounting software. The APIs make it possible for you to avoid media disruptions and help you analyze data across different systems. (Enterprise users only)

```
Name: "Media"
Note: null
Number: "2015-0004"
NumberAndName: "2015-0004 Media"
NumberIncremental: 4
NumberPrefix: "2015-"
NumberSuffix: "-11"
PlannedCostsOther: 0
PlannedCostsResources: 2240
PlannedEndDate: "2015-10-27T16:00:00Z"
PlannedRevenues: 0
PlannedStartDate: "2015-10-01T06:00:00Z"
Priority: 1
Private: false
ProjectClusterId: null
ProjectContactRelation@odata.navigationLink: "https://inlooxnow.com/odata"
ProjectId: "f8eec266-4ecf-4118-9d4f-e65eb9a87c72"
ProjectStatusId: "c08d45c3-4756-433e-828a-1d57b0c14473"
Revenues: 0
SPSDocumentLibrary: null
SPSSite: null
SPSSubfolders: null
```

Convenient Work Environment

New Report Designer

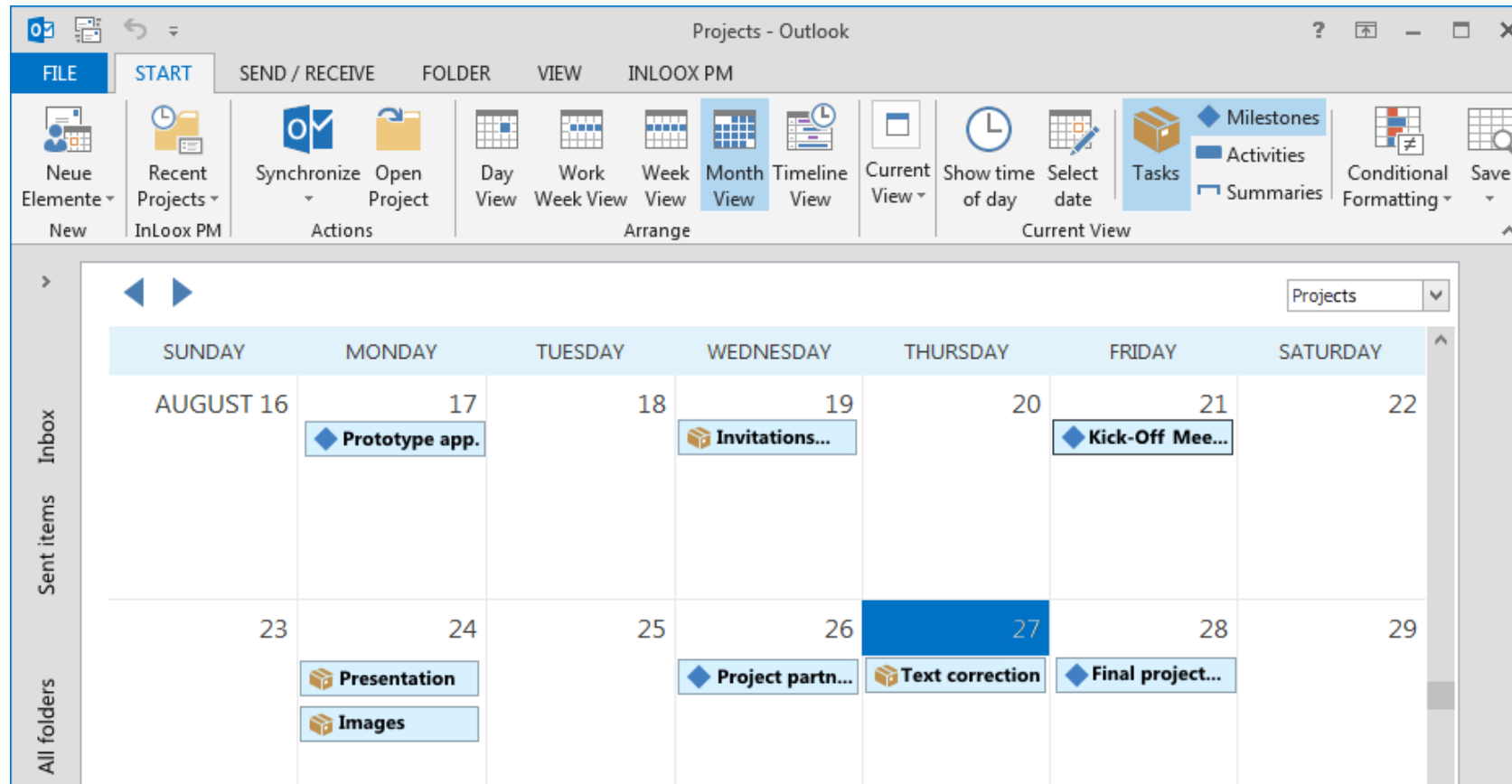


The new InLoox Report Designer allows you to create and modify project reports in a fast and easy way. You don't need any advanced programming skills to implement custom or complex requirements into your project reports.

The new Report Designer exists alongside with the previous one in version 9 so that you can keep using the project reports that you designed in the past.

Planning

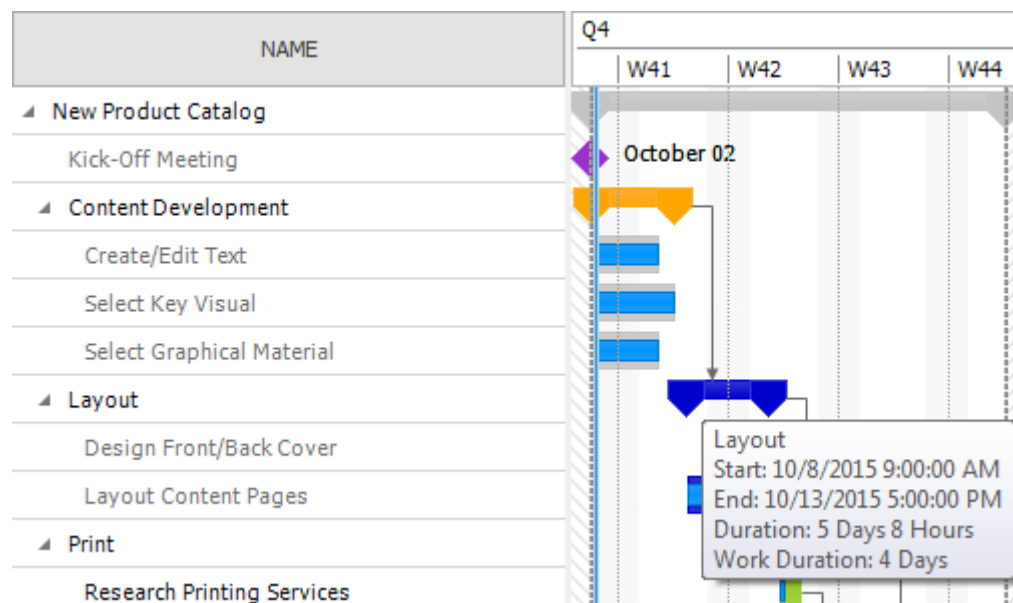
Project Calendar



What is pending in your project schedule for the coming days? Your project calendar shows you exactly what you need to know at a glance. You can view activities across projects, milestones, and work packages of your projects in one unified calendar view.

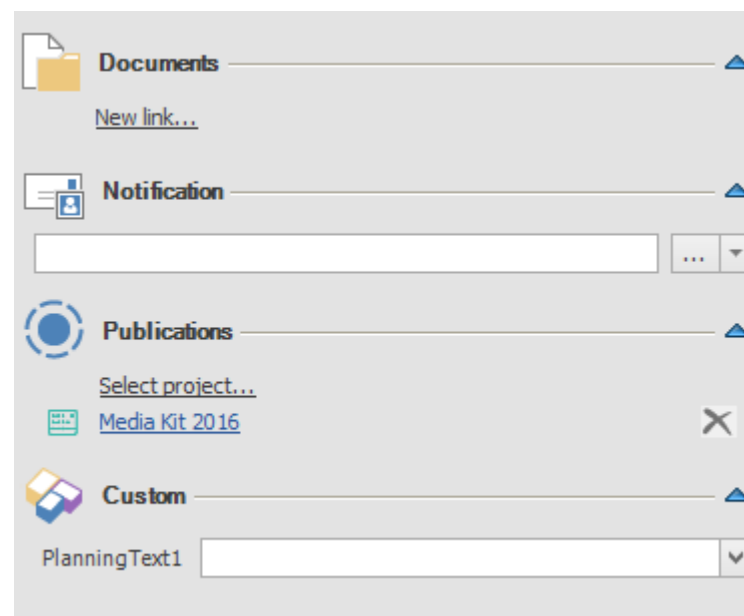
Planning

Comprehensive Planning View



We slimmed down the user interface of the Gantt planning to give you a better overview. Tooltips explain any details of your project plan making the Gantt chart even more intuitive.

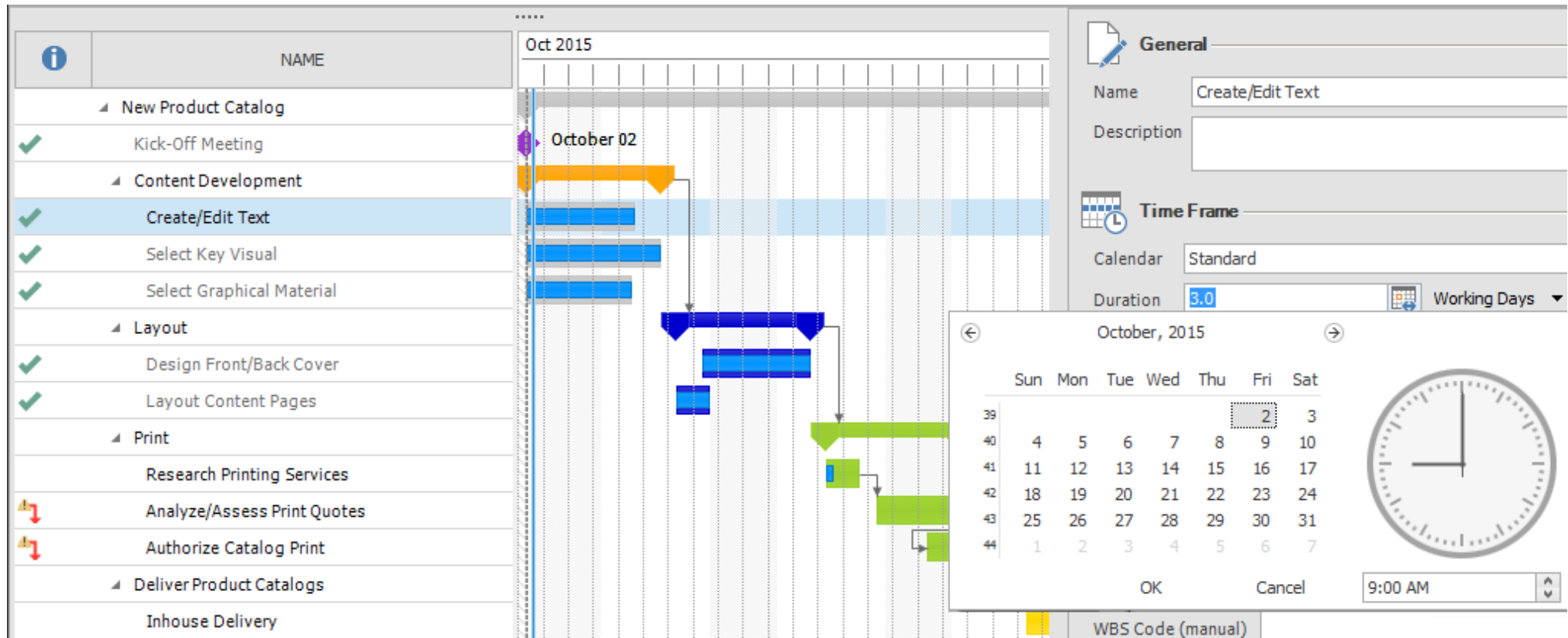
Publication of Planning Elements



You can reuse single planning elements for other projects, e.g for integrating elements of an annual plan into a department's project.

Planning

Fixed Due Dates for Activities



The screenshot displays the InLoox project planning interface. On the left, a list of activities is shown with checkboxes and status icons. The 'Create/Edit Text' activity is highlighted in blue. The main area shows a Gantt chart for October 2015, with a purple diamond marker indicating a fixed due date on October 02. A calendar pop-up is open, showing the date October 2, 2015, selected. The right sidebar shows the 'General' tab with fields for Name, Description, Calendar, and Duration.

NAME	STATUS
New Product Catalog	
Kick-Off Meeting	✓
Content Development	
Create/Edit Text	✓
Select Key Visual	✓
Select Graphical Material	✓
Layout	
Design Front/Back Cover	✓
Layout Content Pages	✓
Print	
Research Printing Services	
Analyze/Assess Print Quotes	⚠
Authorize Catalog Print	⚠
Deliver Product Catalogs	
Inhouse Delivery	

Calendar Pop-up: October, 2015

	Sun	Mon	Tue	Wed	Thu	Fri	Sat
39						2	3
40	4	5	6	7	8	9	10
41	11	12	13	14	15	16	17
42	18	19	20	21	22	23	24
43	25	26	27	28	29	30	31
44	1	2	3	4	5	6	7

General Tab:

Name: Create/Edit Text

Description:

Calendar: Standard

Duration: 3.0 Working Days

OK Cancel 9:00 AM

WBS Code (manual)

If activities need to be finalized at a specific due date, e.g. for an important presentation, you can now set this date directly in the project's schedule.



New Features in Version 9

Successful Projects Start with InLoox

More than 3,500 customers and 50,000 users on five continents trust InLoox PM. Corporate customers ranging from small and mid-sized companies to large enterprises use it as their standard software. More and more companies of all sizes and market sectors find InLoox to be their go-to, efficient solution for project management.


Companies that chose InLoox



Questions? Call us!
(800) 506-0947* or
(415) 445-4660

* Free hotline from USA and Canada only

Presented by:



InLoox, Inc. | One Embarcadero Center, Suite 1060

San Francisco, CA 94111 | USA

Phone: (415) 445-4660 | Fax: (415) 335-4022

E-mail: office.sf@inloox.com | www.inloox.com

All specified product names, product designations and logos in this document are registered trademarks and property of the respective right owners.