

# RoofScopeX™



11 Advantage Ave, Anytown, ST 12345

Structure 1 -		62.82 SQ
1:12 Pitch		
Area -		0.60 SQ
% -		1 %
3:12 Pitch		
Area -		0.88 SQ
% -		1 %
4:12 Pitch		
Area -		9.99 SQ
% -		16 %
5:12 Pitch		
Area -		4.50 SQ
% -		7 %
6:12 Pitch		
Area -		0.96 SQ
% -		2 %
10:12 Pitch		
Area -		42.99 SQ
% -		68 %
24:12 Pitch		
Area -		2.91 SQ
% -		5 %



Waste Factor (Total SQ)			
4% -	65.34 SQ	7% -	67.22 SQ
5% -	65.96 SQ	8% -	67.85 SQ
6% -	66.59 SQ	9% -	68.48 SQ
10% -	69.10 SQ	13% -	70.99 SQ
11% -	69.73 SQ	14% -	71.62 SQ
12% -	70.36 SQ	15% -	72.25 SQ

THIS REPORT IS FOR ESTIMATION PURPOSES ONLY. VERIFY ALL DIMENSIONS AND TOTALS BEFORE PURCHASING MATERIALS. THIS REPORT IS THE PROPERTY OF SCOPE TECHNOLOGIES, INC. AND MAY NOT BE REPRODUCED WITHOUT WRITTEN CONSENT.



RoofScopeX Report

©Scope Technologies, Inc. | 370 17th street suite 5000 Denver, CO 80202 | www.roofscope.com | 877-MyScope | 01/22/25 | Drafted by: RC | p.1/1

# WIN MORE BUSINESS WITH ROOFSCOPEX

# The RoofScopeX Strategy

## **Transforming Measurements into Competitive Advantage**

In today's fast-moving roofing industry, speed, accuracy, and confidence are everything. Whether you're responding to a post-storm surge or proactively bidding a replacement for an aging roof, success hinges on your ability to deliver a precise, professional estimate—fast.

## **RoofScopeX™ is engineered to give contractors a measurable edge.**

Our reports deliver CAD-verified roof measurements with 99% accuracy in a fraction of the time it would take to drive to the site, climb a roof, and manually collect data. What once took hours now takes minutes—empowering your team to respond quicker, bid smarter, and win more work.

From first contact to final quote, RoofScopeX eliminates friction in the estimating process. It's not just a measurement report—it's a strategic asset that accelerates your operations and elevates your customer experience.



# What Is RoofScopeX?

RoofScopeX aerial reports provide you with the data you need in order to provide a quick claim or estimate to homeowners. They're easy to order and are delivered within three hours.

## RoofScopeX Reports Include:

- Overall percentages for all roof pitch variations, not just the dominant pitch
- Data needed to secure bids quickly
- Clear aerial imagery of the structure, including visible roof components
- Delivery in under three hours

## What's the #1 reason for using RoofScopeX?

Close More Business. We can deliver you RoofScopeX reports in less time than it would have taken you to drive to locations, walk roofs, and calculate measurements. More importantly, you can incentivize your team while six-packing job builds or knocking on doors around appointments to order RoofScopeX reports via Text-to-Scope for the good old one-call close!

## And the #2 reason?

RoofScopeX reports are cost-effective for securing major roofing jobs, priced at only \$15 per report or \$11 with a subscription. After winning a project, you can Boost/Upgrade to a comprehensive report by applying your initial payment toward the full report cost, streamlining material ordering, and saving time and money.



*“RoofScopeX always comes first. My sales guys can hit twice as many properties if we have these reports in hand. We spend less time on each homeowner’s roof, and more time with the homeowner, securing the sale.”*

- RoofScopeX user

## What Is the RoofScopeX Advantage?

### Provide Assurance to Homeowners with RoofScope Accuracy

*RoofScope offers the most extensive coverage in North America and it provides the most accurate measurements in the industry. In fact, RoofScope reports are the only reports guaranteed to be 99% accurate. Homeowners can rest easy knowing you're using the best in the business.*

- Presenting a company-branded measurement report enhances your professional image and establishes credibility with homeowners.
- Spend more time discussing the roof system components, using the diagram as a sales guide.
- Streamline your pricing process to expedite firm quotes and material purchase orders so you can conduct pre-construction job audits.
- Skip straight to the appointment stage with your RoofScopeX report and ProDocs quote while your competitors are still measuring roofs.

# 93%

OF ROOFSCOPEX USERS

SECURE MORE DEALS BY HAVING  
A REPORT AND A SMART QUOTE  
WHEN THEY ARRIVE TO  
THEIR APPOINTMENTS.



# What's ProDocs?

Generate branded firm quotes and material purchase orders in seconds.

*ProDocs is proprietary estimating and purchase-order software from Scope Technologies (the company behind RoofScope, GutterScope, etc). With ProDocs, you can instantly transform measurement reports into professional, custom-branded quotes and material purchase orders for instant job costings.*

- Look just as good as high-budget, national companies
- Save time with the seamless RoofScopeX<sup>®</sup> integration instead of manual entry
- Increase your brand's awareness with branded professional quotes.

**DON'T WASTE TIME**  
 PLUGGING NUMBERS INTO A TEMPLATE.  
**IT'S TEDIOUS,**  
 AND THERE'S A HIGH POTENTIAL FOR MISTAKES.  
 OUR REPORTS SEAMLESSLY INTEGRATE  
 WITH PRODOCS TO CREATE  
 ERROR-FREE FIRM QUOTES.

**NEVER UNDERESTIMATE THE POWER OF  
 PROFESSIONALLY BRANDED QUOTE.**  
 YOUR CUSTOMERS WANT TO KNOW  
**THEY'RE NOT HIRING AMATEURS.**  
 BETTER DATA BIGGER PROFITS  
**WITH PRODOCS**



YOUR LOGO Your Company   www.yourwebsite.com   000.000.0000			
Firm Quote			
PREPARED FOR	John Smith	DATE	09/10/2023
EMAIL	email@customer.com	ESTIMATE #	E2022-71595
CLAIM #	1455698	STRUCTURES	1
111 Advantage Way, Castle Rock, CO 80108			
Structure 1			
ITEM NAME	QUANTITY	PRICE	AMOUNT
Tear Off Tile Roof - Flat Tiles	118.65 SQ	\$125.00	\$14,831.25
Install Concrete Tile Roof	130.66 SQ	\$1100.00	\$143,726.00
Underlayment - 30 LB Felt	119 SQ	\$45.00	\$5,355.00
Underlayment - Ice and Water Shield	119 SQ	\$105.00	\$12,495.00
High Roofing Charge - 12' or Greater	118.65 SQ	\$30.00	\$3,559.50
Roof Metal - 2" x 4" Drip Edge	1301 LF	\$3.98	\$5,178.18



# What is the RoofScopeX strategy?

Contractors use RoofScopeX reports and ProDocs quotes to win more bids while marketing to entire neighborhoods.


**DO YOU  
HAVE A  
WINNING  
STRATEGY?**



Utilize insights from your ProData Report to identify neighborhoods with a high potential for roof replacements.



Find the "honey holes" and order RoofScopeX reports for the most damaged homes




Visit the job build, work the neighborhood with the RoofScopeX strategy during the build, get more referrals, close more deals.



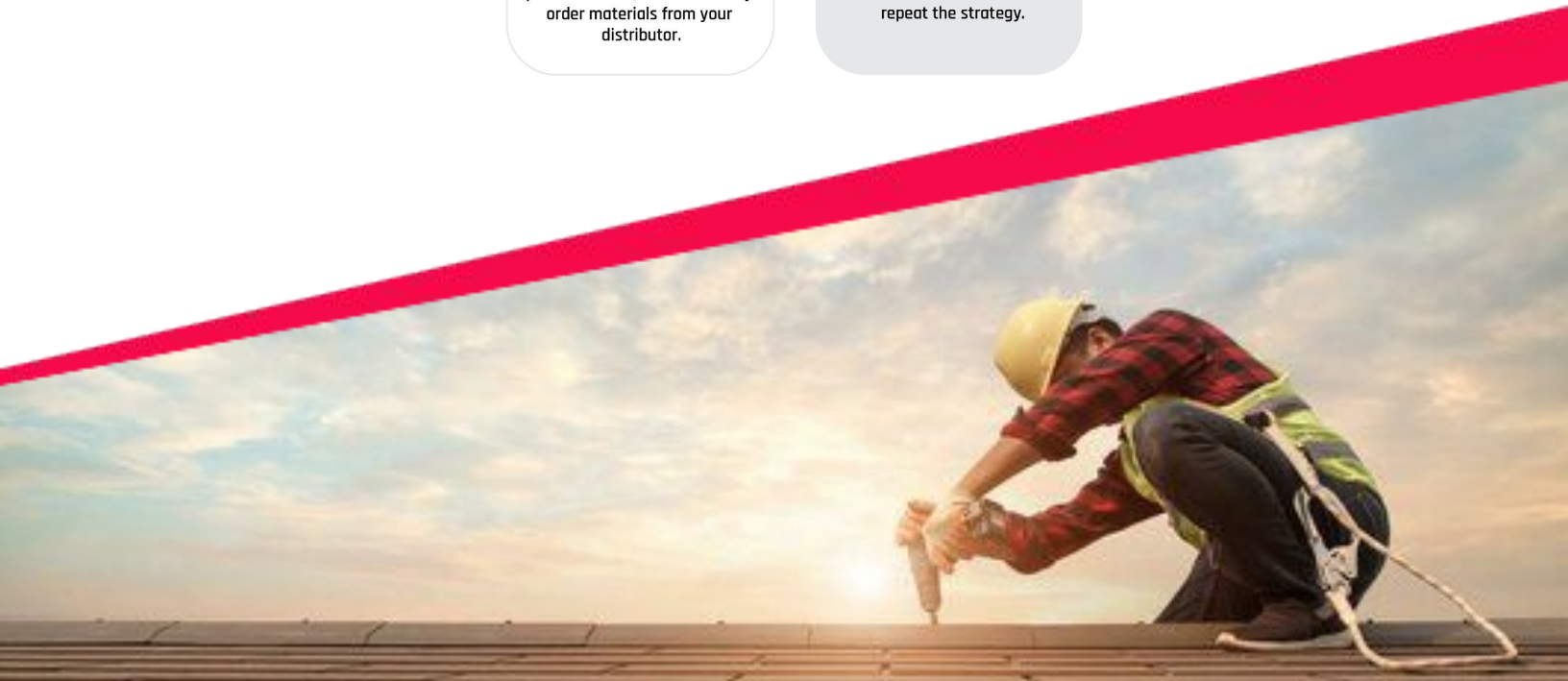
Target identified homes with damage, schedule appointments, and advance directly to the closing stage using a RoofScopeX report and a firm ProDoc quote.



Upgrade your RoofScopeX to a full RoofScope report, generate a ProDocs material purchase order, and seamlessly order materials from your distributor.



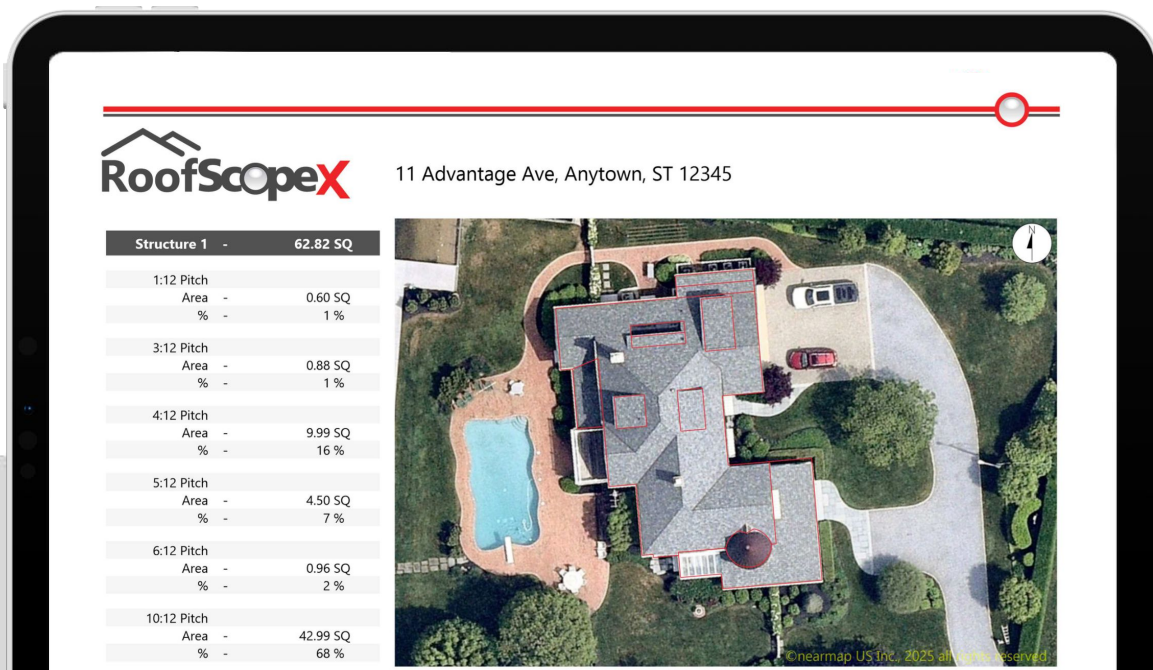
Sell the job, ask for referrals and have the sales team repeat the strategy.



# RoofScopeX gets you to the appointment stage faster

## Helpful Tips

1. RoofScopeX reports are delivered within three hours, usually under an hour. Your sales team can use these reports to generate a smart quote using [ProDocs](#) on a mobile device or tablet.
2. Homeowners are more likely to sign a contract when your team has gone through the sales process, showing them aerial measurements along with an accurate firm quote.
3. Once a contract has been signed, you can expedite the process by ordering a full RoofScope report and receive it within three hours and use ProDocs to create a material purchase order and send it directly to your distributor.
4. When your team member meets with an adjuster during an insurance claim, presenting a comprehensive line-by-line quote alongside the full RoofScope report provides the adjuster with the necessary documentation to expedite supplemental payouts. This approach not only accelerates the claims process but also improves cash flow by reducing delays.





# We have you covered

on the entire exterior of all Residential & Commercial  
Properties Exterior Measurement Reports

The RoofScopeX logo, consisting of a white roof icon and the text "RoofScopeX" in white with a red "X".The RoofScope logo, consisting of a white roof icon and the text "RoofScope" in white with a red "S".The RoofScope+ logo, consisting of a white roof icon and the text "RoofScope+" in white with a red "+".The GutterScope logo, featuring a green grid icon above the text "GutterScope" in green.The BlueprintScope logo, featuring a white roof icon above the text "BlueprintScope" in blue.The SidingScope logo, featuring a white roof icon above the text "SidingScope" in purple.The PaintScope logo, featuring a green grid icon above the text "PaintScope" in green.The InsulationScope logo, featuring a white roof icon above the text "InsulationScope" in pink.The ConcreteScope logo, featuring a blue grid icon above the text "ConcreteScope" in blue.



Powered by **ScopeTechnologies**<sup>®</sup>