



Match Report

Bermuda, Bermuda National Mens vs USA Cricket Association, USA National Mens

USA Cricket Association, USA National Mens Won

Date: Fri 18 Oct 2013

Location: United States - Florida

Match Type: Twenty20

Scorer: USA Cricket

Toss: Bermuda, Bermuda National Mens won the toss and elected to Bat

URL: <http://www.crichq.com/matches/69582>

	Bermuda, Bermuda National Mens		USA Cricket Association, USA National Mens
Score	93-8	Score	95-2
Overs	20.0	Overs	16.2
	J Tucker*		O Baker*
	KL Tucker		AL Dodson
	D Stovell		A Sanford
	CRM Douglas		S Santhanam
	DL Hemp		MA Ghous
	T Manders		D Ahmed
	MO Jones		NC McGarrell
	J Robinson		K Ganesh
	TS Fray		F Babar
	DL Brangman		S Taylor (14)
	C Burgess		SJ Massiah
	KE Bashir		

Scorecards

1st Innings Batting: Bermuda, Bermuda National Mens			R	B	4's	6's	SR
D Stovell	1 2 2 4 2 . 4 2 4 . 1 4 2 1 . . . 1 2 2 1 . 1 . 1 . 1 1 1 1 1 . . 2 1 1 2 . //	c D Ahmed b A Sanford	48	46	4	0	104.35
CRM Douglas	. . 1 1 4 1 . //	b D Ahmed	7	13	1	0	53.85
DL Hemp	. 1 . . 1 1 1 . . //	b NC McGarrell	4	9	0	0	44.44
J Tucker* 1 6 . //	c MA Ghous b K Ganesh	7	13	0	1	53.85
T Manders	. . 1 1 1 . . . 3 1 . //	b MA Ghous	7	12	0	0	58.33
MO Jones	1 . . 1 1 . . 2 1 1 //	b A Sanford	7	14	0	0	50.0
J Robinson	. . 2 . . //	c NC McGarrell b K Ganesh	2	5	0	0	40.0
KL Tucker	2 1 2 . //	b NC McGarrell	5	4	0	0	125.0
TS Fray	1 . 1 .	not out	2	4	0	0	50.0
Extras	(w 1, b 1, lb 2)		4				
Total	(8 wickets; 20.0 overs)		93				4.65 RPO
Did Not Bat:["DL Brangman", "C Burgess", "KE Bashir"]							
Fall of Wicket: 30-1 (CRM Douglas 4.4 ov), 43-2 (DL Hemp 7.2 ov), 59-3 (J Tucker* 11.4 ov), 70-4 (T Manders 14.2 ov), 79-5 (D Stovell 16.2 ov), 84-6 (J Robinson 17.5 ov), 85-7 (MO Jones 18.4 ov), 93-8 (KL Tucker 19.6 ov)							

Bowling: USA Cricket Association, USA National Mens	O	M	R	W	EC	AV	EX
A Sanford	4.0	1	14	2	3.50	7.00	(w 1)
S Santhanam	1.0	0	11	0	11.00	-	
MA Ghous	4.0	0	23	1	5.75	23.00	
D Ahmed	4.0	0	15	1	3.75	15.00	
NC McGarrell	3.0	1	7	2	2.33	3.50	
K Ganesh	4.0	0	20	2	5.00	10.00	


2nd Innings Batting: USA Cricket Association, USA National Mens			R	B	4's	6's	SR
S Taylor (14)	..14.1111...2.21...2...12...12..//	c D Stovell b D Stovell	21	29	1	0	72.41
F Babar	1.....1....14141.2..1.1..2.1641111614 .1.1146	not out	58	45	5	3	128.89
SJ Massiah	1.//	c T Manders b D Stovell	1	2	0	0	50.0
S Santhanam	11.2.1....11.11...1111	not out	13	22	0	0	59.09
Extras	(w 2)		2				
Total	(2 wickets; 16.2 overs)		95				5.82 RPO
Did Not Bat: ["O Baker*", "AL Dodson ", "A Sanford", "MA Ghous", "D Ahmed", "NC McGarrell", "K Ganesh"]							
Fall of Wicket: 37-1 (S Taylor (14) 8.2 ov), 39-2 (SJ Massiah 8.5 ov)							

Bowling: Bermuda, Bermuda National Mens	O	M	R	W	EC	AV	EX
DL Brangman	4.0	0	29	0	7.25	-	
J Tucker*	2.0	1	5	0	2.50	-	(w 1)
J Robinson	2.2	0	24	0	10.29	-	(w 1)
MO Jones	3.0	0	8	0	2.67	-	
D Stovell	4.0	0	21	2	5.25	10.50	
KE Bashir	1.0	0	8	0	8.00	-	

Bermuda, Bermuda National Mens 93-8	Team Report	USA Cricket Association, USA National Mens 95-2
Dion Stovell-48(46), Malachi Jones-7(14), Janerio Tucker-7(13)	Three highest scores	Fahad Babar-58(45), Steven Taylor (14)-21(29), Srinivasa Santhanam-13(22)
Dion Stovell, Chris Douglas-30(29), Dion Stovell, Janerio Tucker-16(26), Dion Stovell, David Hemp-13(26)	Three highest partnerships	Fahad Babar, Srinivasa Santhanam-56(46), Steven Taylor (14), Fahad Babar-37(51), Fahad Babar, Steve Massiah-2(51)
2 10.0% of total overs	Maidens faced	1 6.25% of total overs
1 0.83% of total balls	Wides faced	2 2.04% of total balls
0 0.0% of total balls	No Balls faced	0 0.0% of total balls
66 55.0% of total balls	Dot Balls faced	46 46.94% of total balls
34 36.56% of total runs	1s scored	35 36.84% of total runs
13 27.96% of total runs	2s scored	8 16.84% of total runs
1 3.23% of total runs	3s scored	0 0.0% of total runs
5 21.51% of total runs	4s scored	6 25.26% of total runs
0 0.0% of total runs	5s scored	0 0.0% of total runs
1 6.45% of total runs	6s scored	3 18.95% of total runs
11 (20) 11.83% of total runs	Runs scored off 1st ball of over	20 (17) 21.05% of total runs
12 (20) 12.9% of total runs	Runs scored off 2nd ball of over	16 (17) 16.84% of total runs
17 (20) 18.28% of total runs	Runs scored off 3rd ball of over	10 (16) 10.53% of total runs
13 (20) 13.98% of total runs	Runs scored off 4th ball of over	13 (16) 13.68% of total runs
20 (20) 21.51% of total runs	Runs scored off 5th ball of over	12 (16) 12.63% of total runs
14 (20) 15.05% of total runs	Runs scored off 6th ball of over	20 (16) 21.05% of total runs
2 (1) 2.15% of total runs	Runs scored off 7th ball of over	2 (2) 2.11% of total runs


1st Innings - Bermuda, Bermuda National...

2nd Innings - USA Cricket..., USA National Mens



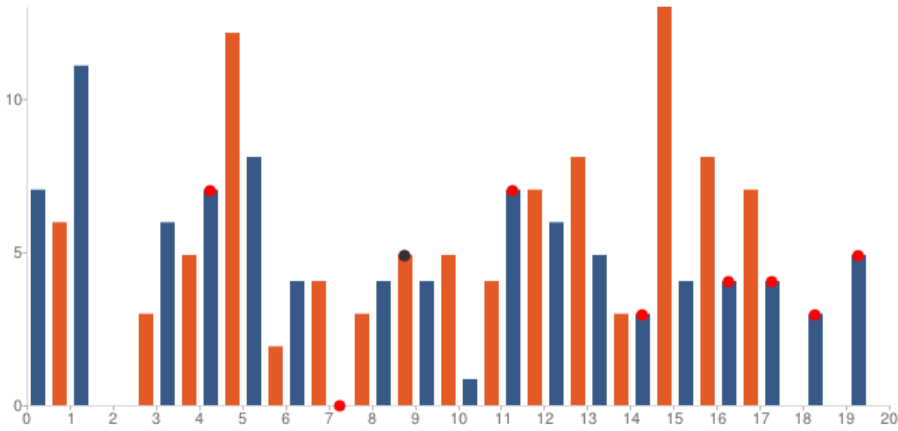
Batting Stats		Bowling Stats	
Runs	93	Overs	20.0
Balls	109	Maiden	2
Dot Balls	66	Wickets	8
1s	34	Wides	1
2s	13	No Balls	0
3s	1	Economy	4.65
4s	5		
5s	0		
6s	1		

Key:
 ■ Dots
 □ 1's
 ■ 2's
 ■ 3's
 ■ 4's
 ■ 5's
 ■ 6's
 ■ W's

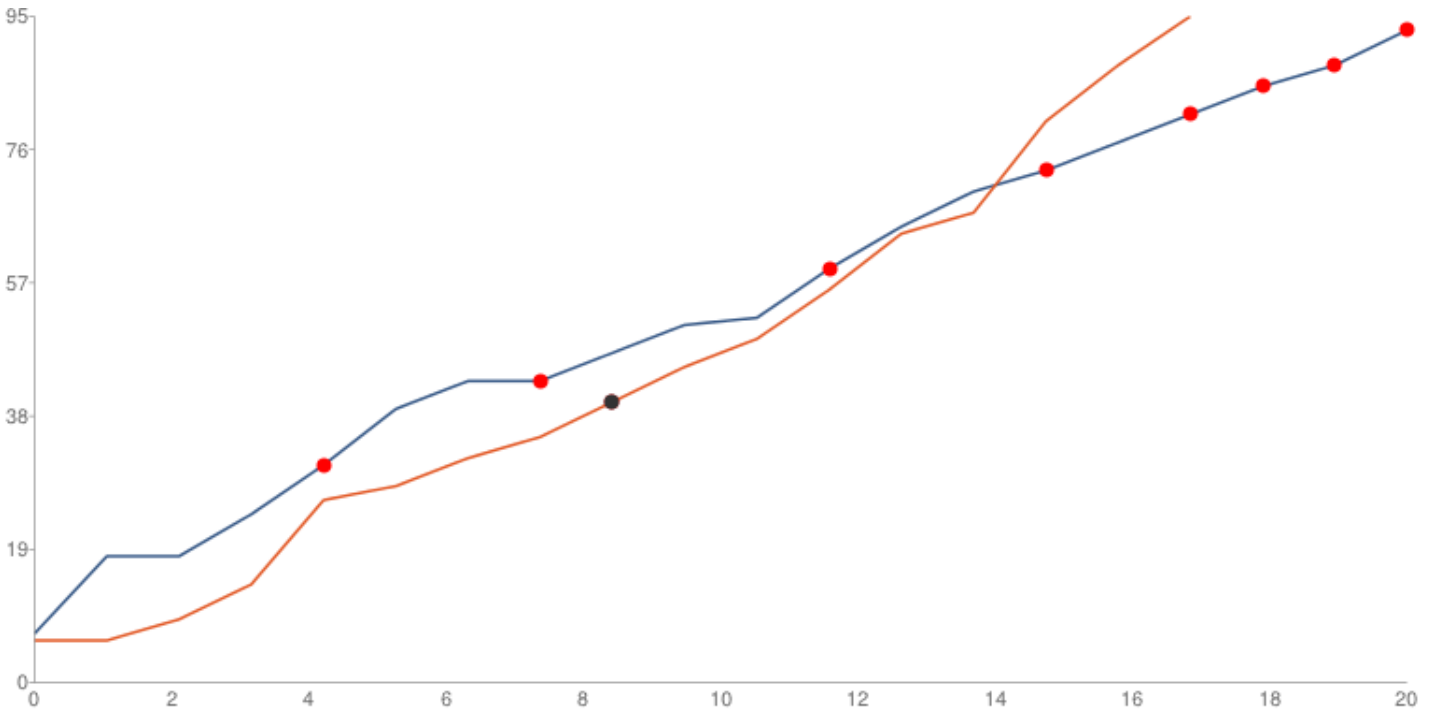


Batting Stats		Bowling Stats	
Runs	95	Overs	16.2
Balls	96	Maiden	1
Dot Balls	46	Wickets	2
1s	35	Wides	2
2s	8	No Balls	0
3s	0	Economy	5.816
4s	6		
5s	0		
6s	3		

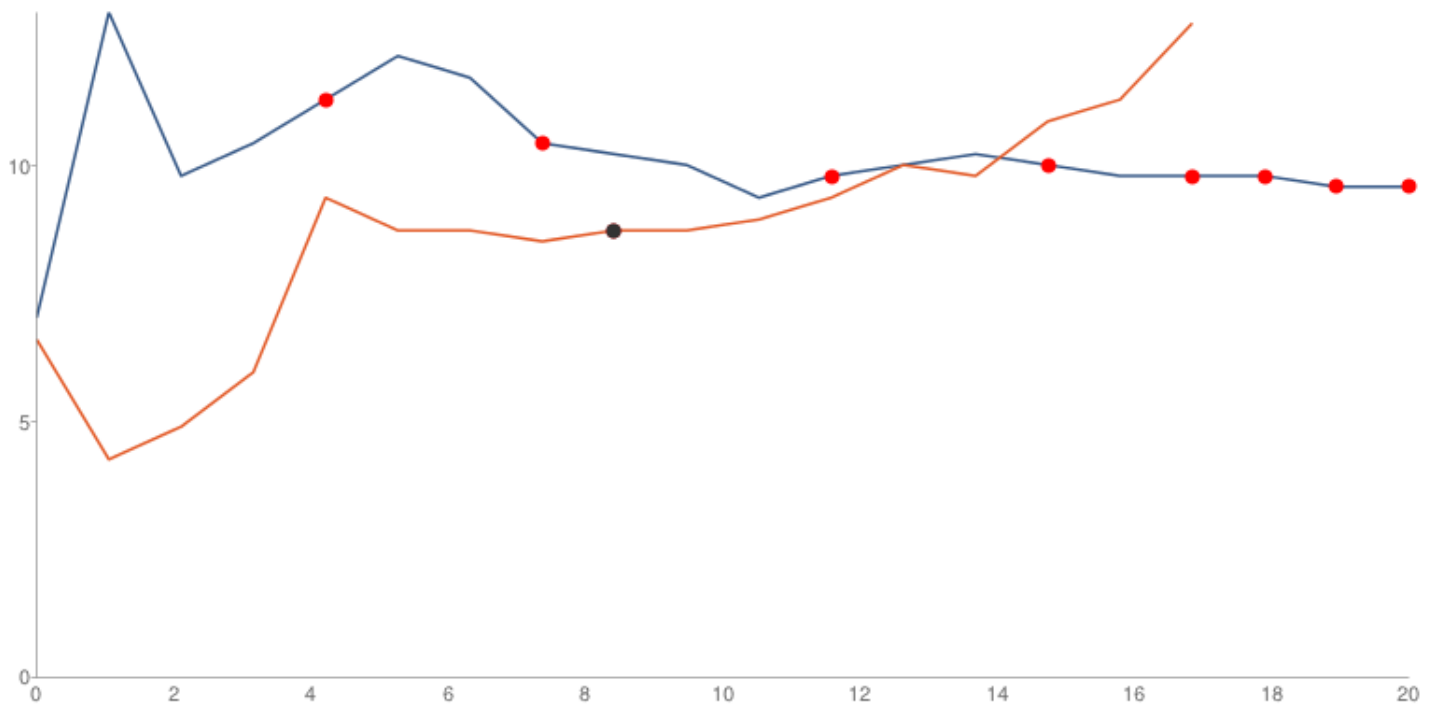
Manhattan



Run Worm



RPO




Match Partnerships

USA Cricket Association, USA National Mens

Bermuda, Bermuda National Mens
















Extras 1(1), Steven Taylor (14) 21(29), Fahad Babar 15(21) 37(51)	Dion Stovell 22(15), Chris Douglas 7(13), Extras 1(1) 30(29)
Fahad Babar 1(1), Steve Massiah 1(2) 2(3)	Dion Stovell 8(7), David Hemp 4(9), Extras 1(1) 13(16)
Extras 1(1), Fahad Babar 42(23), Srinivasa Santhanam 13(22) 56(46)	Dion Stovell 8(13), Janerio Tucker 7(13), Extras 1(1) 16(26)
	Dion Stovell 4(4), Tre Manders 7(12) 11(16)
	Dion Stovell 6(7), Malachi Jones 3(5) 9(12)
	Malachi Jones 3(4), Jacobi Robinson 2(5) 5(9)
	Malachi Jones 1(5), Kwame Tucker 0(0) 1(5)
	Kwame Tucker 5(4), Terryn Fray 2(4), Extras 1(1) 8(8)









Fujitsu Heat Pumps MVP Leaderboard



D Stovell First Place
33.44 MVP Points



Rank	Player	MVP Points	Team
1	 D Stovell	33.44	Bermuda, Bermuda National Mens
2	 F Babar	22.91	USA Cricket Association, USA National Mens
3	 A Sanford	14.65	USA Cricket Association, USA National Mens
4	 NC McGarrell	13.77	USA Cricket Association, USA National Mens
5	 K Ganesh	13.5	USA Cricket Association, USA National Mens
6	 D Ahmed	11.63	USA Cricket Association, USA National Mens
7	 MA Ghous	8.43	USA Cricket Association, USA National Mens
8	 S Taylor (14)	5.31	USA Cricket Association, USA National Mens
9	 J Tucker*	5.2	Bermuda, Bermuda National Mens
10	 MO Jones	5.18	Bermuda, Bermuda National Mens
11	 S Santhanam	2.57	USA Cricket Association, USA National Mens
12	 T Manders	2.45	Bermuda, Bermuda National Mens
13	 O Baker*	2.0	USA Cricket Association, USA National Mens
14	 CRM Douglas	1.45	Bermuda, Bermuda National Mens
15	 SJ Massiah	1.21	USA Cricket Association, USA National Mens

Rank	Player	MVP Points	Team
16	 KL Tucker	1.04	Bermuda, Bermuda National Mens
17	 AL Dodson	1.0	USA Cricket Association, USA National Mens
18	 DL Hemp	0.83	Bermuda, Bermuda National Mens
19	 TS Fray	0.42	Bermuda, Bermuda National Mens
20	 C Burgess	0.0	Bermuda, Bermuda National Mens
21	 J Robinson	-0.61	Bermuda, Bermuda National Mens
22	 DL Brangman	-0.73	Bermuda, Bermuda National Mens
23	 KE Bashir	-0.8	Bermuda, Bermuda National Mens

1st Innings: 93-8 (20.0 Overs)

Bowling: USA Cricket Association, USA National Mens

Power Play	Over	Runs	Balls	Wicket	RPO	Total	Bowler
	1	7	1 wd. . . 1 2 2	0	3.23	7	Adam Sanford
	2	11	1 4 2 . 4 .	0	6.0	18	Srinivasa Santhanam
	3	0	0	4.5	18	Adam Sanford
	4	6	. . . 2 4 .	0	4.8	24	Muhammed Ghous
	5	7	4 1 1 W . 1	1	5.17	31	Danial Ahmed
	6	8	. . 1 4 2 1	1	5.57	39	Muhammed Ghous
	7	4	. by. 1 . 1 1	1	5.38	43	Danial Ahmed
	8	0	. W	2	4.78	43	Neil McGarrell
	9	4	2 2	2	4.7	47	Danial Ahmed
	10	4	lb. 1 . 1 . 1	2	4.64	51	Neil McGarrell
	11	1	. 1	2	4.33	52	Danial Ahmed
	12	7	. 1 6 W . .	3	4.54	59	Karan Ganesh
	13	6	1 1 1 1 1 1	3	4.64	65	Muhammed Ghous
	14	5	. . . 3 1 1	3	4.67	70	Karan Ganesh
	15	3	. W. 1 . . 2	4	4.56	73	Muhammed Ghous
	16	4	. . 1 1 1 1	4	4.53	77	Karan Ganesh
	17	4	2 W . . 2 .	5	4.5	81	Adam Sanford
	18	4	. . 2 1 W. 1	6	4.47	85	Karan Ganesh
	19	3	. . . W. 1 2	7	4.4	88	Adam Sanford
	20	5	. 1 1 lb. 2 W.	8	4.43	93	Neil McGarrell

2nd Innings: 95-2 (16.2 Overs)

Bowling: Bermuda, Bermuda National Mens

Power Play	Over	Runs	Balls	Wicket	RPO	Total	Bowler
	1	6	. . 1 1 4 .	0	3.0	6	Derrick Brangman
	2	0	0	2.0	6	Janerio Tucker
	3	3	1 1 1 . . .	0	2.25	9	Derrick Brangman
	4	5	1 . wd. 1 . . 2	0	2.71	14	Janerio Tucker
	5	12	4 1 . 2 1 4	0	4.33	26	Jacobi Robinson
	6	2	. . . 2 . .	0	4.0	28	Malachi Jones
	7	4	1 . 1 . 2 .	0	4.0	32	Dion Stovell
	8	3	2 . . . 1 .	0	3.89	35	Malachi Jones
	9	5	2 W. 1 1 W. 1	2	4.0	40	Dion Stovell
	10	5	wd. 1 . 1 . 2 .	2	4.03	45	Jacobi Robinson
	11	4	. . 2 . 1 1	2	4.08	49	Dion Stovell
	12	7 1 6	2	4.31	56	Derrick Brangman
	13	8	1 4 1 . 1 1	2	4.57	64	Dion Stovell
	14	3	1 1 1 . . .	2	4.47	67	Malachi Jones
	15	13	6 1 1 4 . 1	2	5.0	80	Derrick Brangman
	16	8	. 1 1 1 1 4	2	5.18	88	Kamal Bashir
	17	7	1 6	2	5.82	95	Jacobi Robinson



O Baker*

Team: USA Cricket Association, USA National Mens
 Played: 2013-10-18

MVP 2.0 Pts

1st Innings: Bowling



Bowling Stats

Runs off Balls

O	M	R	W	Wides	NB	Economy	Av	MVP	b1	b2	b3	b4	b5	b6
---	---	---	---	-------	----	---------	----	-----	----	----	----	----	----	----

- Dots
- 1's
- 2's
- 3's
- 4's
- 5's
- 6's
- W's

2nd Innings: Batting



Batting Stats

Runs off Balls

Runs	Balls	Dots	1s	2s	3s	4s	5s	6s	SR	MVP	b1	b2	b3	b4	b5	b6	
		0	0	0	0	0	0	0			b7	b8	b9	b10	b11	b12	b13+

- Dots
- 1's
- 2's
- 3's
- 4's
- 5's
- 6's
- W's




AL Dodson

Team: USA Cricket Association, USA National Mens
 Played: 2013-10-18
 Batting Hand: L/H Batsmen
 Bowling hand: R/H Bowler Slow
 Age: 26

MVP 1.0 Pts

1st Innings: Bowling



Bowling Stats

Runs off Balls

O	M	R	W	Wides	NB	Economy	Av	MVP	b1	b2	b3	b4	b5	b6
---	---	---	---	-------	----	---------	----	-----	----	----	----	----	----	----

- Dots
- 1's
- 2's
- 3's
- 4's
- 5's
- 6's
- W's

2nd Innings: Batting



Batting Stats

Runs off Balls

Runs	Balls	Dots	1s	2s	3s	4s	5s	6s	SR	MVP	b1	b2	b3	b4	b5	b6	
		0	0	0	0	0	0	0			b7	b8	b9	b10	b11	b12	b13+

- Dots
- 1's
- 2's
- 3's
- 4's
- 5's
- 6's
- W's


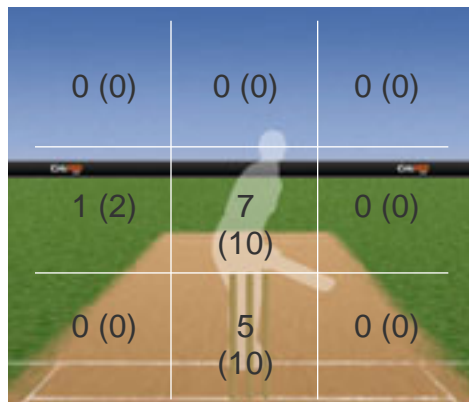
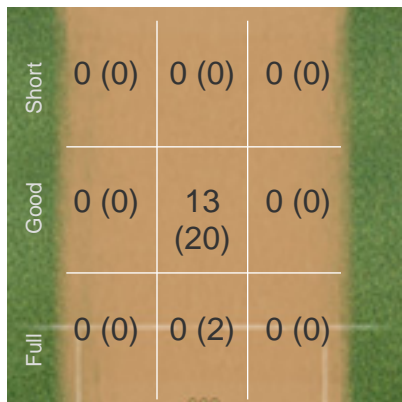


A Sanford

Team: USA Cricket Association, USA National Mens
 Played: 2013-10-18
 Batting Hand: R/H Batsmen
 Bowling hand: R/H Bowler Medium Fast
 Age: 38

MVP 14.65 Pts

1st Innings: Bowling



Bowling Stats

O	M	R	W	Wides	NB	Economy	Av	MVP	b1	b2	b3	b4	b5	b6	
4	1	14	2	1	0	3.5	7.0	13.65	3	1	0	0	4	4	
									b7	b8	b9	b10	b11	b12	b13+
									2	0	0	0	0	0	0

Runs off Balls

Dots 2's 4's 6's
 1's 3's 5's W's

2nd Innings: Batting



Batting Stats

Runs	Balls	Dots	1s	2s	3s	4s	5s	6s	SR	MVP	b1	b2	b3	b4	b5	b6	
0	0	0	0	0	0	0	0	0									
											b7	b8	b9	b10	b11	b12	b13+

Runs off Balls

Dots 2's 4's 6's
 1's 3's 5's W's


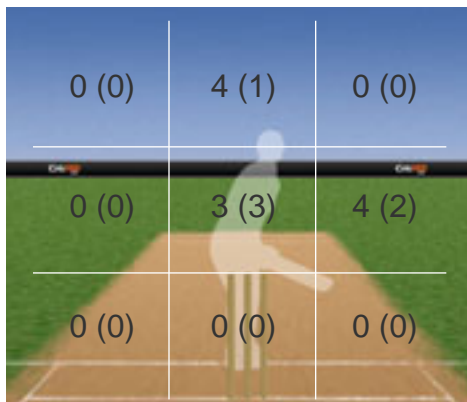



S Santhanam

Team: USA Cricket Association, USA National Mens
 Played: 2013-10-18

MVP 2.57 Pts

1st Innings: Bowling




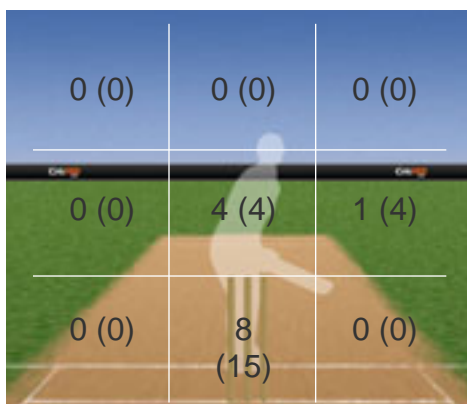
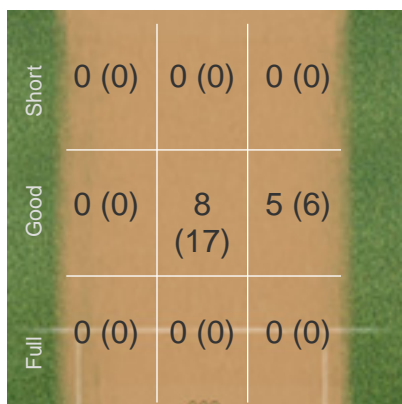
Bowling Stats

O	M	R	W	Wides	NB	Economy	Av	MVP	b1	b2	b3	b4	b5	b6	
1	0	11	0	0	0	11.0	-	-1.1	1	4	2	0	4	0	
									b7	b8	b9	b10	b11	b12	b13+
									0	0	0	0	0	0	0

Runs off Balls

- Dots
- 2's
- 4's
- 6's
- 1's
- 3's
- 5's
- W's

2nd Innings: Batting



Batting Stats

Runs	Balls	Dots	1s	2s	3s	4s	5s	6s	SR	MVP	b1	b2	b3	b4	b5	b6	
13	22	10	11	1	0	0	0	0	59	2.67	2	2	2	0	3	4	
											b7	b8	b9	b10	b11	b12	b13+
											0						

Runs off Balls

- Dots
- 2's
- 4's
- 6's
- 1's
- 3's
- 5's
- W's


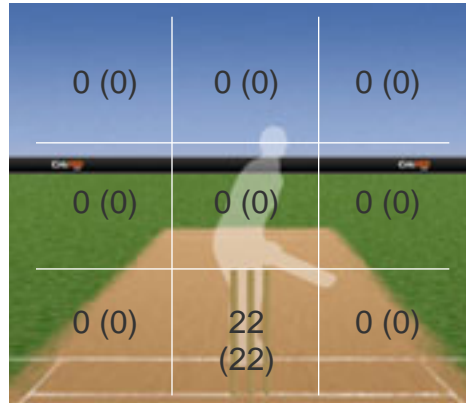
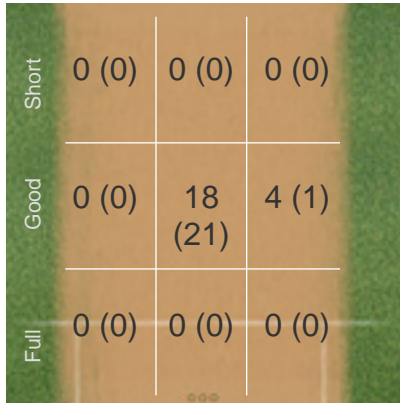


MA Ghaus

Team: USA Cricket Association, USA National Mens
 Played: 2013-10-18
 Batting Hand: R/H Batsmen
 Bowling hand: R/H Bowler Off Spin
 Age: 23

MVP 8.43 Pts

1st Innings: Bowling



Bowling Stats

O	M	R	W	Wides	NB	Economy	Av	MVP	b1	b2	b3	b4	b5	b6
4	0	23	1	0	0	5.75	23.0	6.43	1	1	3	7	7	4

Runs off Balls

b7	b8	b9	b10	b11	b12	b13+
0	0	0	0	0	0	0

Fielding Stats

Dismissals	Stumpings	Run Outs (direct)	Run Outs (throw)	Run Outs (assist)	Catches	MVP
1	0	0	0	0	1	1.0

Dots 1's 2's 3's 4's 5's 6's W's

2nd Innings: Batting



Batting Stats

Runs	Balls	Dots	1s	2s	3s	4s	5s	6s	SR	MVP	b1	b2	b3	b4	b5	b6
0	0	0	0	0	0	0	0	0								

Runs off Balls

b7	b8	b9	b10	b11	b12	b13+

Dots 1's 2's 3's 4's 5's 6's W's


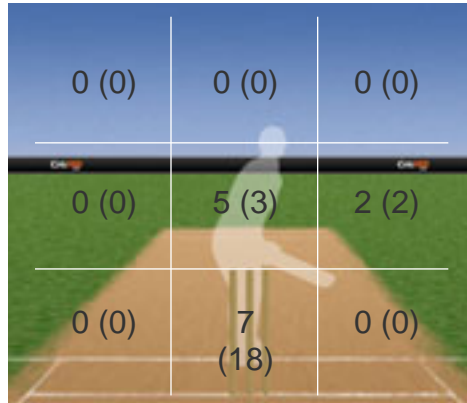
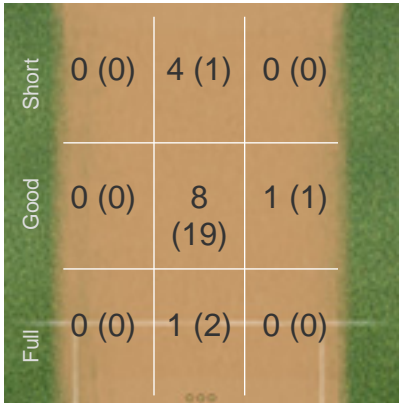


D Ahmed

Team: USA Cricket Association, USA National Mens
 Played: 2013-10-18
 Batting Hand: L/H Batsmen
 Bowling hand: L/H Bowler Orthodox
 Age: 28

MVP 11.63 Pts

1st Innings: Bowling



Bowling Stats

O	M	R	W	Wides	NB	Economy	Av	MVP	b1	b2	b3	b4	b5	b6
4	0	15	1	0	0	3.75	15.0	9.63	6	4	2	0	1	2

Runs off Balls


b7	b8	b9	b10	b11	b12	b13+
0	0	0	0	0	0	0

Dots 1's 2's 3's 4's 5's 6's W's

Fielding Stats

Dismissals	Stumpings	Run Outs (direct)	Run Outs (throw)	Run Outs (assist)	Catches	MVP
1	0	0	0	0	1	1.0

2nd Innings: Batting



Batting Stats

Runs	Balls	Dots	1s	2s	3s	4s	5s	6s	SR	MVP	b1	b2	b3	b4	b5	b6
0	0	0	0	0	0	0	0	0								

b7	b8	b9	b10	b11	b12	b13+

Dots 1's 2's 3's 4's 5's 6's W's


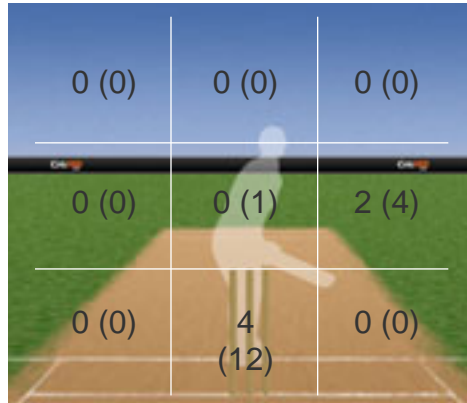
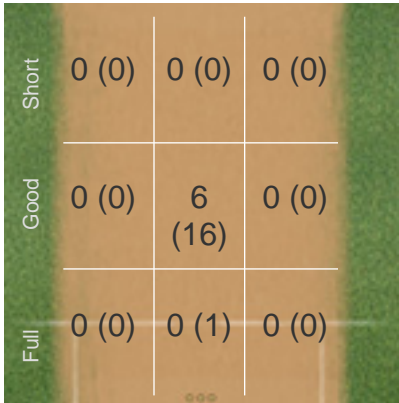


NC McGarrell

Team: USA Cricket Association, USA National Mens
 Played: 2013-10-18
 Batting Hand: R/H Batsmen
 Bowling hand: L/H Bowler Orthodox
 Age: 41

MVP 13.77 Pts

1st Innings: Bowling



Bowling Stats

O	M	R	W	Wides	NB	Economy	Av	MVP	b1	b2	b3	b4	b5	b6	
3	1	7	2	0	0	2.33	3.5	11.77	0	2	1	1	2	1	
									b7	b8	b9	b10	b11	b12	b13+
									0	0	0	0	0	0	0

Runs off Balls

- Dots
- 2's
- 4's
- 6's
- 1's
- 3's
- 5's
- W's

Fielding Stats

Dismissals	Stumpings	Run Outs (direct)	Run Outs (throw)	Run Outs (assist)	Catches	MVP
1	0	0	0	0	1	1.0

2nd Innings: Batting



Batting Stats

Runs	Balls	Dots	1s	2s	3s	4s	5s	6s	SR	MVP	b1	b2	b3	b4	b5	b6	
0	0	0	0	0	0	0	0	0									
											b7	b8	b9	b10	b11	b12	b13+

Runs off Balls

- Dots
- 2's
- 4's
- 6's
- 1's
- 3's
- 5's
- W's


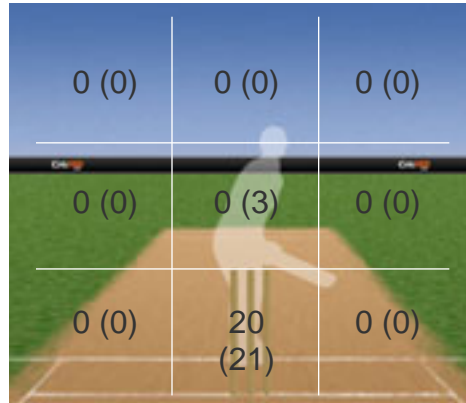
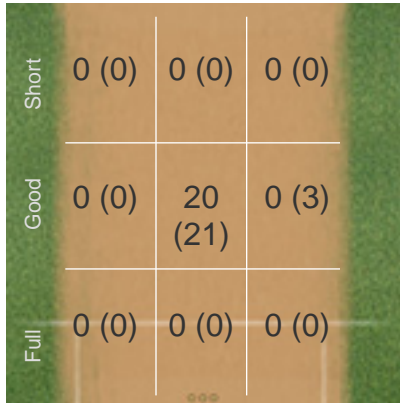


K Ganesh

Team: USA Cricket Association, USA National Mens
 Played: 2013-10-18
 Batting Hand: R/H Batsmen
 Bowling hand: R/H Bowler Off Spin
 Age: 26

MVP 13.5 Pts

1st Innings: Bowling



Bowling Stats

O	M	R	W	Wides	NB	Economy	Av	MVP	b1	b2	b3	b4	b5	b6	
4	0	20	2	0	0	5.0	10.0	12.5	0	1	9	5	2	3	
									b7	b8	b9	b10	b11	b12	b13+
									0	0	0	0	0	0	0

Runs off Balls

- Dots
- 2's
- 4's
- 6's
- 1's
- 3's
- 5's
- W's

2nd Innings: Batting



Batting Stats

Runs	Balls	Dots	1s	2s	3s	4s	5s	6s	SR	MVP	b1	b2	b3	b4	b5	b6	
0	0	0	0	0	0	0	0	0									
											b7	b8	b9	b10	b11	b12	b13+

- Dots
- 2's
- 4's
- 6's
- 1's
- 3's
- 5's
- W's




F Babar

Team: USA Cricket Association, USA National Mens
 Played: 2013-10-18
 Batting Hand: R/H Batsmen
 Bowling hand: R/H Bowler Leg Spin
 Age: 21

MVP 22.91 Pts

1st Innings: Bowling



Bowling Stats

Runs off Balls

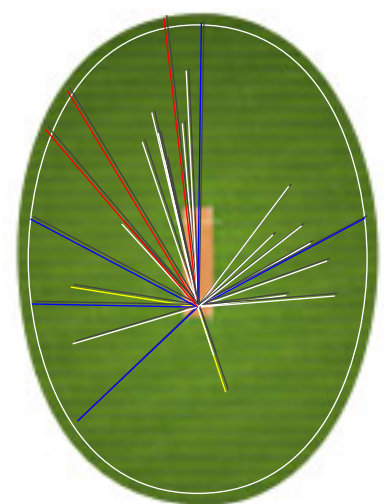
O	M	R	W	Wides	NB	Economy	Av	MVP	b1	b2	b3	b4	b5	b6
---	---	---	---	-------	----	---------	----	-----	----	----	----	----	----	----

- Dots
- 1's
- 2's
- 3's
- 4's
- 5's
- 6's
- W's

2nd Innings: Batting

Short	0 (0)	0 (0)	0 (0)
Good	0 (0)	51 (38)	2 (5)
Full	0 (0)	1 (2)	0 (0)

0 (0)	0 (0)	0 (0)
0 (1)	4 (8)	2 (3)
0 (0)	48 (33)	0 (0)



Batting Stats

Runs off Balls

Runs	Balls	Dots	1s	2s	3s	4s	5s	6s	SR	MVP	b1	b2	b3	b4	b5	b6
58	45	19	16	2	0	5	0	3	129	21.91	12	14	4	9	3	16

- Dots
- 1's
- 2's
- 3's
- 4's
- 5's
- 6's
- W's



S Taylor (14)

Team: USA Cricket Association, USA National Mens
 Played: 2013-10-18
 Batting Hand: R/H Batsmen
 Bowling hand: R/H Bowler Off Spin
 Age: 19

MVP 5.31 Pts

1st Innings: Bowling



Bowling Stats

Runs off Balls


O	M	R	W	Wides	NB	Economy	Av	MVP	b1	b2	b3	b4	b5	b6
---	---	---	---	-------	----	---------	----	-----	----	----	----	----	----	----

- Dots
- 1's
- 2's
- 3's
- 4's
- 5's
- 6's
- W's

2nd Innings: Batting

Short	0 (0)	0 (0)	0 (0)
Good	0 (0)	19 (27)	0 (0)
Full	0 (0)	1 (1)	0 (0)

0 (0)	0 (0)	0 (0)
2 (3)	2 (6)	0 (0)
0 (0)	16 (19)	0 (0)



Batting Stats

Runs off Balls

Runs	Balls	Dots	1s	2s	3s	4s	5s	6s	SR	MVP	b1	b2	b3	b4	b5	b6	
21	29	16	7	5	0	1	0	0	72	4.31	6	0	3	4	6	0	
											b7	b8	b9	b10	b11	b12	b13+
											2						

- Dots
- 1's
- 2's
- 3's
- 4's
- 5's
- 6's
- W's



SJ Massiah

Team: USA Cricket Association, USA National Mens
 Played: 2013-10-18
 Batting Hand: R/H Batsmen
 Bowling hand: R/H Bowler Off Spin
 Age: 34

MVP 1.21 Pts

1st Innings: Bowling



Bowling Stats

Runs off Balls

O	M	R	W	Wides	NB	Economy	Av	MVP	b1	b2	b3	b4	b5	b6
---	---	---	---	-------	----	---------	----	-----	----	----	----	----	----	----

- Dots
- 1's
- 2's
- 3's
- 4's
- 5's
- 6's
- W's

2nd Innings: Batting

Short	0 (0)	0 (0)	0 (0)
Good	0 (0)	1 (2)	0 (0)
Full	0 (0)	0 (0)	0 (0)

0 (0)	0 (0)	0 (0)
0 (0)	0 (0)	0 (0)
0 (0)	1 (2)	0 (0)



Batting Stats

Runs off Balls

Runs	Balls	Dots	1s	2s	3s	4s	5s	6s	SR	MVP	b1	b2	b3	b4	b5	b6
1	2	1	1	0	0	0	0	0	50	0.21	0	0	1	0	0	0

- Dots
- 1's
- 2's
- 3's
- 4's
- 5's
- 6's
- W's


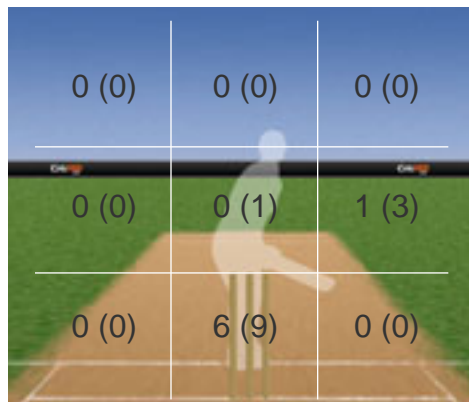
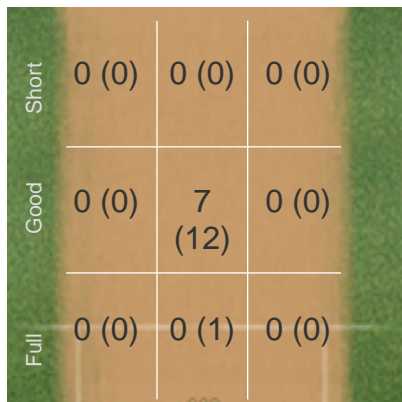


J Tucker*

Team: Bermuda, Bermuda National Mens
 Played: 2013-10-18
 Batting Hand: R/H Batsmen

MVP 5.2 Pts

1st Innings: Batting




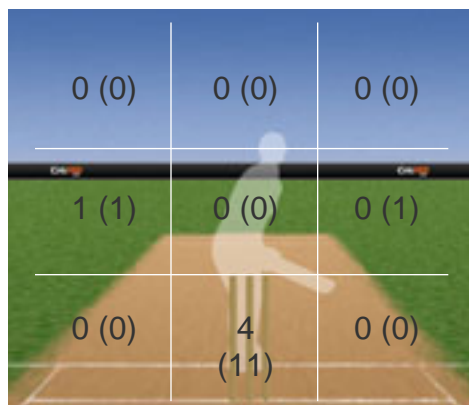
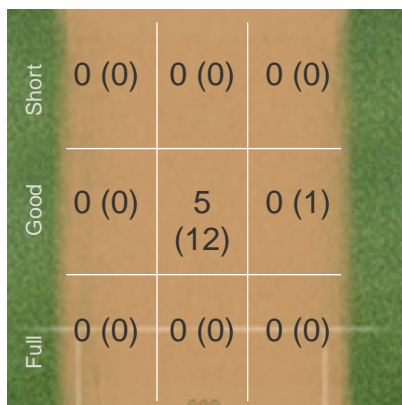
Batting Stats

Runs	Balls	Dots	1s	2s	3s	4s	5s	6s	SR	MVP	b1	b2	b3	b4	b5	b6
7	13	11	1	0	0	0	0	1	54	1.45	0	0	6	1	0	0

Runs off Balls

- Dots
- 1's
- 2's
- 3's
- 4's
- 5's
- 6's
- W's


2nd Innings: Bowling



Bowling Stats

O	M	R	W	Wides	NB	Economy	Av	MVP	b1	b2	b3	b4	b5	b6	
2	1	5	0	1	0	2.5	-	3.75	1	0	1	1	0	0	
									b7	b8	b9	b10	b11	b12	b13+
									2	0	0	0	0	0	0

- Dots
- 1's
- 2's
- 3's
- 4's
- 5's
- 6's
- W's


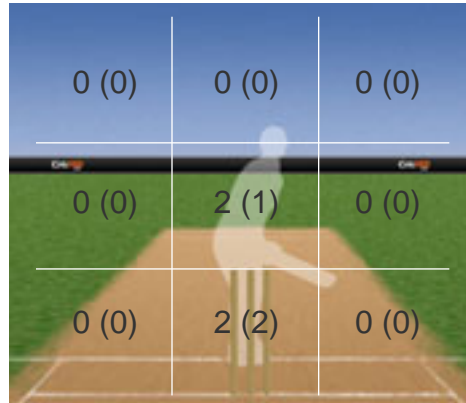
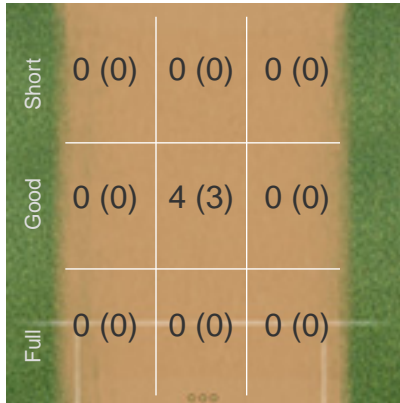


KL Tucker

Team: Bermuda, Bermuda National Mens
 Played: 2013-10-18
 Batting Hand: R/H Batsmen
 Age: 37

MVP 1.04 Pts

1st Innings: Batting




Batting Stats

Runs	Balls	Dots	1s	2s	3s	4s	5s	6s	SR	MVP	b1	b2	b3	b4	b5	b6
5	4	1	1	2	0	0	0	0	125	1.04	0	0	1	0	2	2

Runs off Balls

- Dots
- 1's
- 2's
- 3's
- 4's
- 5's
- 6's
- W's

2nd Innings: Bowling



Bowling Stats

O	M	R	W	Wides	NB	Economy	Av	MVP	b1	b2	b3	b4	b5	b6

Runs off Balls

- Dots
- 1's
- 2's
- 3's
- 4's
- 5's
- 6's
- W's

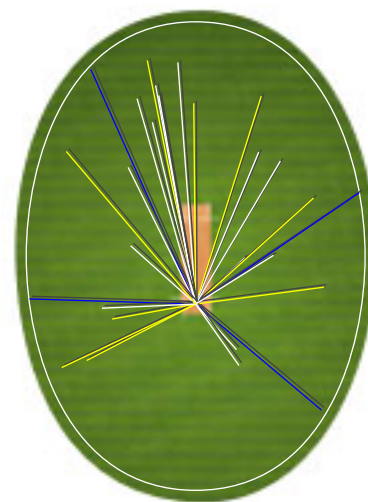
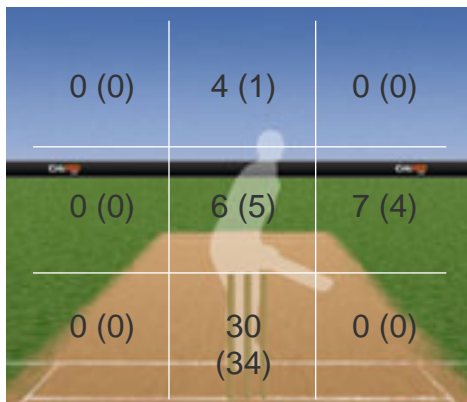
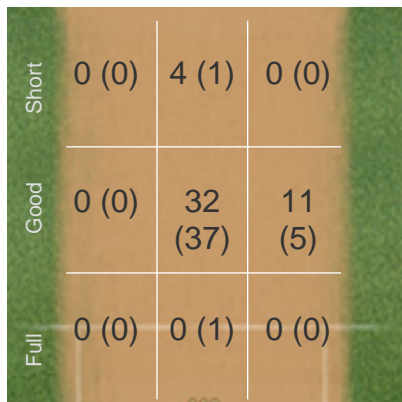


D Stovell

Team: Bermuda, Bermuda National Mens
 Played: 2013-10-18
 Batting Hand: R/H Batsmen

MVP 33.44 Pts

1st Innings: Batting




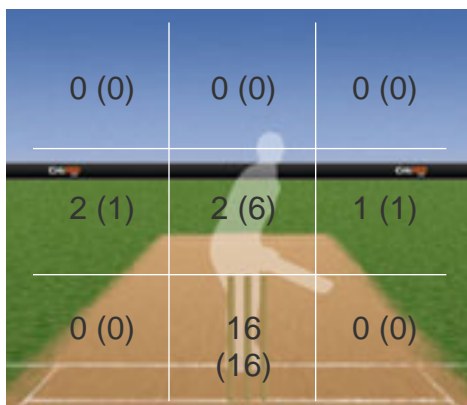
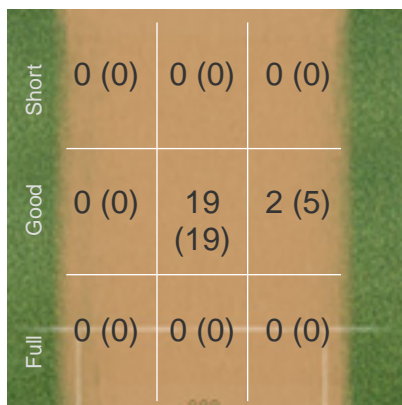
Batting Stats

Runs	Balls	Dots	1s	2s	3s	4s	5s	6s	SR	MVP	b1	b2	b3	b4	b5	b6	
48	46	19	14	9	0	4	0	0	104	19.96	6	9	4	7	13	7	
											b7	b8	b9	b10	b11	b12	b13+
											2						

Runs off Balls

Dots
 2's
 4's
 6's
 1's
 3's
 5's
 W's

2nd Innings: Bowling



Bowling Stats

O	M	R	W	Wides	NB	Economy	Av	MVP	b1	b2	b3	b4	b5	b6	
4	0	21	2	0	0	5.25	10.5	12.48	4	4	5	1	4	3	
									b7	b8	b9	b10	b11	b12	b13+
									0	0	0	0	0	0	0

Fielding Stats

Dismissals	Stumpings	Run Outs (direct)	Run Outs (throw)	Run Outs (assist)	Catches	MVP
1	0	0	0	0	1	1.0

Dots
 2's
 4's
 6's
 1's
 3's
 5's
 W's


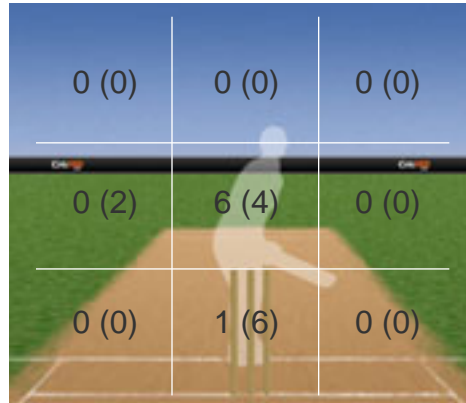
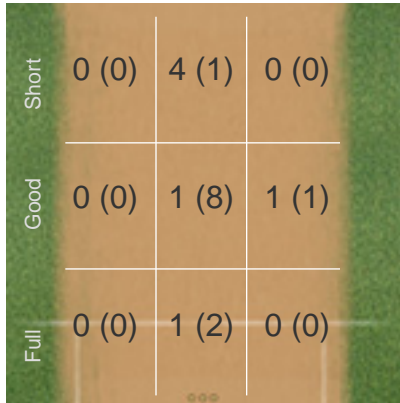


CRM Douglas

MVP 1.45 Pts

Team: Bermuda, Bermuda National Mens
 Played: 2013-10-18
 Batting Hand: L/H Batsmen
 Bowling hand: R/H Bowler Off Spin
 Age: 23

1st Innings: Batting




Batting Stats

Runs off Balls

Runs	Balls	Dots	1s	2s	3s	4s	5s	6s	SR	MVP	b1	b2	b3	b4	b5	b6
7	13	9	3	0	0	1	0	0	54	1.45	5	1	0	0	1	0

Dots 2's 4's 6's
 1's 3's 5's W's

2nd Innings: Bowling



Bowling Stats

Runs off Balls

O	M	R	W	Wides	NB	Economy	Av	MVP	b1	b2	b3	b4	b5	b6

Dots 2's 4's 6's
 1's 3's 5's W's


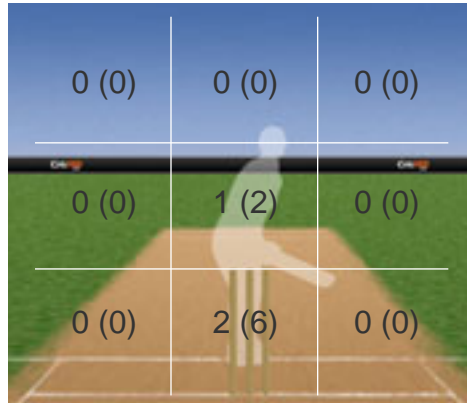
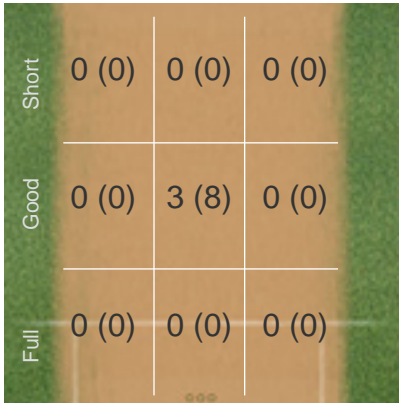


DL Hemp

Team: Bermuda, Bermuda National Mens
 Played: 2013-10-18
 Batting Hand: L/H Batsmen
 Bowling hand: R/H Bowler Medium

MVP 0.83 Pts

1st Innings: Batting




Batting Stats

Runs	Balls	Dots	1s	2s	3s	4s	5s	6s	SR	MVP	b1	b2	b3	b4	b5	b6
4	9	5	4	0	0	0	0	0	44	0.83	0	0	2	0	0	2

Runs off Balls

- Dots
- 1's
- 2's
- 3's
- 4's
- 5's
- 6's
- W's

2nd Innings: Bowling



Bowling Stats

O	M	R	W	Wides	NB	Economy	Av	MVP	b1	b2	b3	b4	b5	b6

Runs off Balls

- Dots
- 1's
- 2's
- 3's
- 4's
- 5's
- 6's
- W's


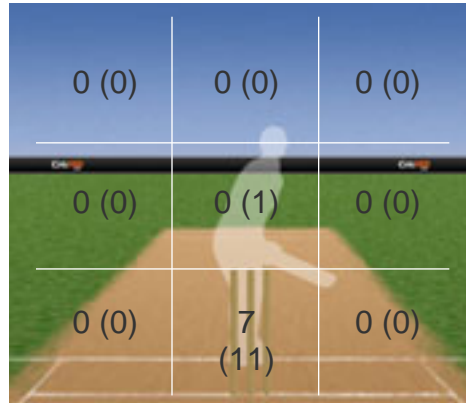
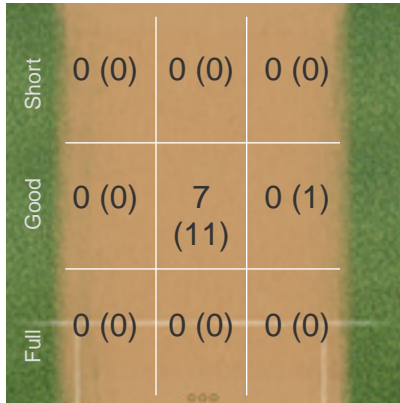


T Manders

Team: Bermuda, Bermuda National Mens
 Played: 2013-10-18
 Batting Hand: R/H Batsmen

MVP 2.45 Pts

1st Innings: Batting




Batting Stats

Runs	Balls	Dots	1s	2s	3s	4s	5s	6s	SR	MVP	b1	b2	b3	b4	b5	b6
7	12	7	4	0	1	0	0	0	58	1.45	0	1	0	4	0	2

Runs off Balls

- Dots
- 1's
- 2's
- 3's
- 4's
- 5's
- 6's
- W's

2nd Innings: Bowling



Bowling Stats

O	M	R	W	Wides	NB	Economy	Av	MVP	b1	b2	b3	b4	b5	b6

Fielding Stats

Dismissals	Stumpings	Run Outs (direct)	Run Outs (throw)	Run Outs (assist)	Catches	MVP
1	0	0	0	0	1	1.0

- Dots
- 1's
- 2's
- 3's
- 4's
- 5's
- 6's
- W's


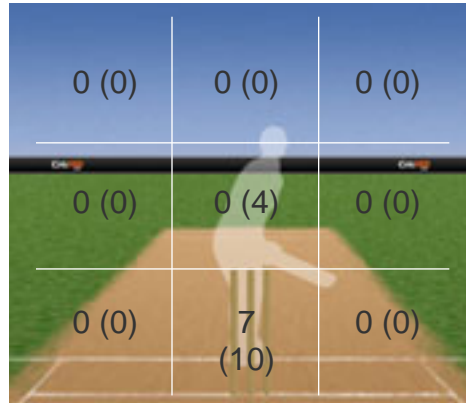
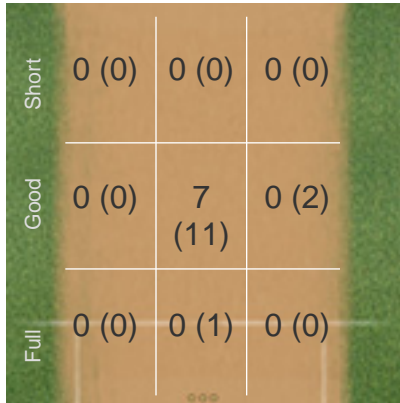


MO Jones

MVP 5.18 Pts

Team: Bermuda, Bermuda National Mens
 Played: 2013-10-18
 Batting Hand: R/H Batsmen
 Bowling hand: R/H Bowler Medium Fast

1st Innings: Batting




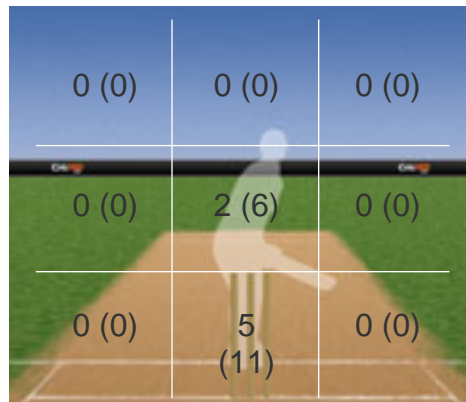
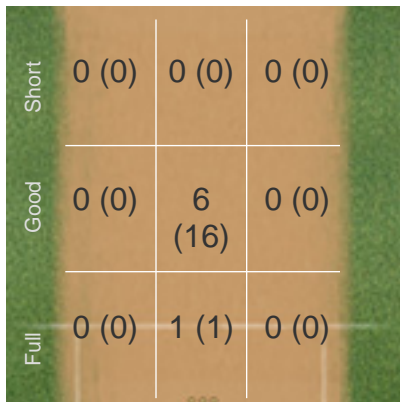
Batting Stats

Runs	Balls	Dots	1s	2s	3s	4s	5s	6s	SR	MVP	b1	b2	b3	b4	b5	b6
7	14	8	5	1	0	0	0	0	50	1.45	0	0	4	1	1	1

Runs off Balls

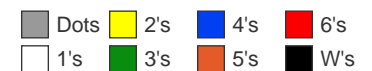


2nd Innings: Bowling



Bowling Stats

O	M	R	W	Wides	NB	Economy	Av	MVP	b1	b2	b3	b4	b5	b6	
3	0	8	0	0	0	2.67	-	3.73	3	1	1	2	1	0	
									b7	b8	b9	b10	b11	b12	b13+
									0	0	0	0	0	0	0




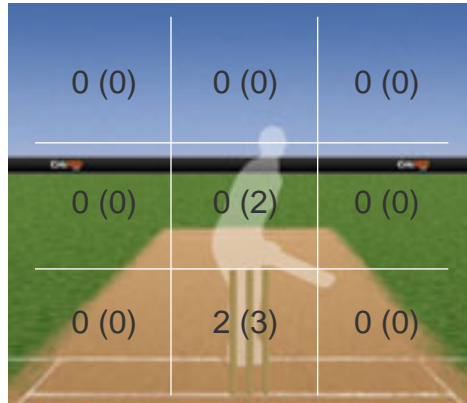
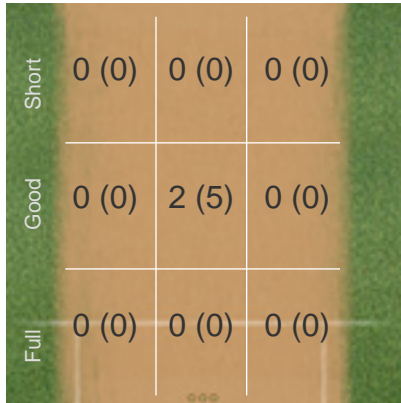


J Robinson

Team: Bermuda, Bermuda National Mens
 Played: 2013-10-18
 Batting Hand: R/H Batsmen
 Bowling hand: R/H Bowler Medium Fast

MVP -0.61 Pts

1st Innings: Batting




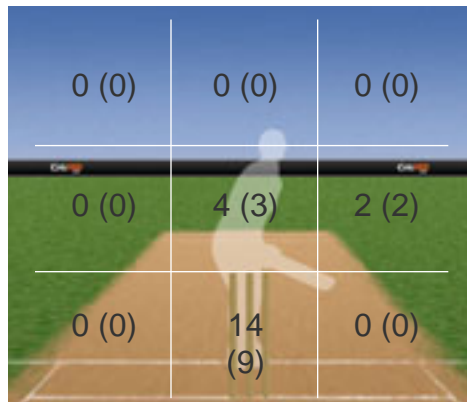
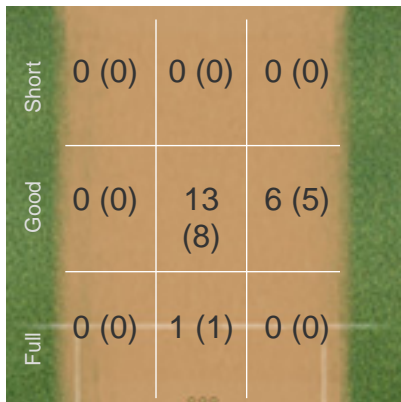
Batting Stats

Runs	Balls	Dots	1s	2s	3s	4s	5s	6s	SR	MVP	b1	b2	b3	b4	b5	b6
2	5	4	0	1	0	0	0	0	40	0.42	0	0	0	0	2	0

Runs off Balls

- Dots
- 1's
- 2's
- 3's
- 4's
- 5's
- 6's
- W's

2nd Innings: Bowling



Bowling Stats

O	M	R	W	Wides	NB	Economy	Av	MVP	b1	b2	b3	b4	b5	b6	
2	0	24	0	1	0	10.29	-	-1.03	6	8	0	3	1	6	
									b7	b8	b9	b10	b11	b12	b13+
									0	0	0	0	0	0	0

Runs off Balls

- Dots
- 1's
- 2's
- 3's
- 4's
- 5's
- 6's
- W's


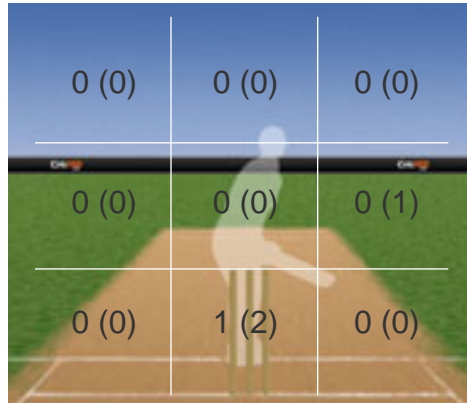
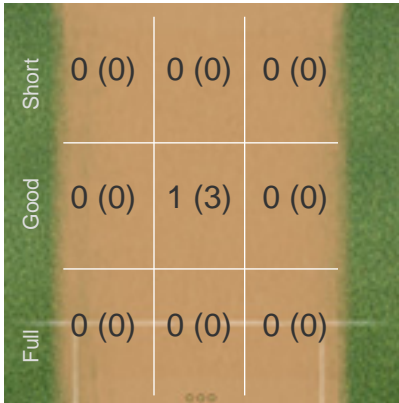


TS Fray

Team: Bermuda, Bermuda National Mens
 Played: 2013-10-18
 Batting Hand: R/H Batsmen
 Age: 22

MVP 0.42 Pts

1st Innings: Batting




Batting Stats

Runs off Balls

Runs	Balls	Dots	1s	2s	3s	4s	5s	6s	SR	MVP	b1	b2	b3	b4	b5	b6
2	4	2	2	0	0	0	0	0	50	0.42	0	1	0	0	1	0

- Dots
- 1's
- 2's
- 3's
- 4's
- 5's
- 6's
- W's

2nd Innings: Bowling



Bowling Stats

Runs off Balls

O	M	R	W	Wides	NB	Economy	Av	MVP	b1	b2	b3	b4	b5	b6

- Dots
- 1's
- 2's
- 3's
- 4's
- 5's
- 6's
- W's



DL Brangman

MVP -0.73 Pts

Team: Bermuda, Bermuda National Mens
 Played: 2013-10-18
 Batting Hand: L/H Batsmen
 Bowling hand: L/H Bowler Orthodox
 Age: 26

1st Innings: Batting



Batting Stats

Runs	Balls	Dots	1s	2s	3s	4s	5s	6s	SR	MVP	b1	b2	b3	b4	b5	b6	
		0	0	0	0	0	0	0			b7	b8	b9	b10	b11	b12	b13+

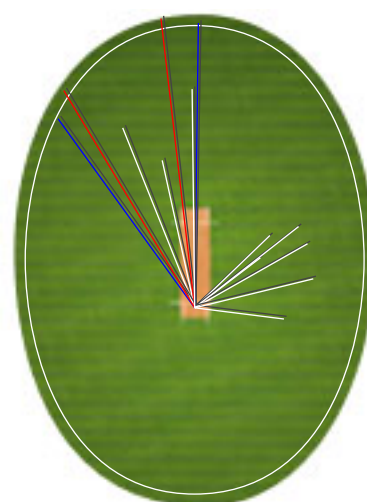
Runs off Balls

- Dots
- 1's
- 2's
- 3's
- 4's
- 5's
- 6's
- W's

2nd Innings: Bowling

	Short	Good	Full
Short	0 (0)	0 (0)	0 (0)
Good	0 (0)	29 (24)	0 (0)
Full	0 (0)	0 (0)	0 (0)

	0 (0)	0 (0)	0 (0)
0 (0)	0 (0)	0 (1)	1 (3)
0 (0)	0 (0)	28 (18)	0 (0)



Bowling Stats

O	M	R	W	Wides	NB	Economy	Av	MVP	b1	b2	b3	b4	b5	b6	
4	0	29	0	0	0	7.25	-	-0.73	7	2	3	5	5	7	
									b7	b8	b9	b10	b11	b12	b13+
									0	0	0	0	0	0	0


Runs off Balls

- Dots
- 1's
- 2's
- 3's
- 4's
- 5's
- 6's
- W's




C Burgess

Team: Bermuda, Bermuda National Mens
 Played: 2013-10-18



1st Innings: Batting



Batting Stats

Runs	Balls	Dots	1s	2s	3s	4s	5s	6s	SR	MVP	b1	b2	b3	b4	b5	b6	
		0	0	0	0	0	0	0			b7	b8	b9	b10	b11	b12	b13+

Runs off Balls

- Dots
- 1's
- 2's
- 3's
- 4's
- 5's
- 6's
- W's

2nd Innings: Bowling



Bowling Stats

O	M	R	W	Wides	NB	Economy	Av	MVP	b1	b2	b3	b4	b5	b6

Runs off Balls

- Dots
- 1's
- 2's
- 3's
- 4's
- 5's
- 6's
- W's



KE Bashir

Team: Bermuda, Bermuda National Mens
 Played: 2013-10-18
 Batting Hand: R/H Batsmen
 Bowling hand: R/H Bowler Medium
 Age: 24

MVP -0.8 Pts

1st Innings: Batting



Batting Stats

Runs	Balls	Dots	1s	2s	3s	4s	5s	6s	SR	MVP	b1	b2	b3	b4	b5	b6	
		0	0	0	0	0	0	0			b7	b8	b9	b10	b11	b12	b13+


Runs off Balls

- Dots
- 1's
- 2's
- 3's
- 4's
- 5's
- 6's
- W's

2nd Innings: Bowling

	Short	Good	Full
Short	0 (0)	0 (0)	0 (0)
Good	0 (0)	8 (5)	0 (0)
Full	0 (0)	0 (1)	0 (0)

	Short	Good	Full
Short	0 (0)	0 (0)	0 (0)
Good	0 (0)	2 (2)	0 (0)
Full	0 (0)	6 (4)	0 (0)



Bowling Stats

O	M	R	W	Wides	NB	Economy	Av	MVP	b1	b2	b3	b4	b5	b6	
1	0	8	0	0	0	8.0	-	-0.8	0	1	1	1	1	4	
									b7	b8	b9	b10	b11	b12	b13+
									0	0	0	0	0	0	0

Runs off Balls

- Dots
- 1's
- 2's
- 3's
- 4's
- 5's
- 6's
- W's

Notes:
