

Preparing the Lesson

God Made Us: God Creates the World

Genesis 1–2 — I believe God made me and all creatures.

Key Point

God the Father is the maker of heaven and earth. He made me and all creatures.

Law/Gospel

My sinful flesh wants to forget that God created everything and is the one who gives me all good things. **By His Word, God created the world and still sustains it for the benefit of all His creatures. He daily showers me with every good gift for the sake of His Son, Jesus, who has restored creation—and me—through His death and resurrection.**

Context

The ancient world was filled with creation myths. This account, revealed to Moses, presents God in a way that is unique. The triune God creates humanity freely, out of love. He does not depend on them in any way (as the gods in other creation accounts do). God gives dominion over the world to humanity (an idea unknown in other accounts). The creation account also precedes the narrative of the fall, which gives us the reason that the world is not in the state of perfection that we see described in Genesis 1–2.

Commentary

Genesis 1–2 provides us with an orderly account of our triune God’s creation of the universe for the sake of the man and woman whom He created in His own image. It is a carefully written historical account of what happened in the first week of the universe’s existence.

The first chapter is split among six days. Each of these begins in the evening and goes through the morning of the next day (the normal Hebrew way of reckoning a twenty-four-hour period of time). Throughout the six days of creation, God speaks, and it happens. From the very beginning, the Scriptures present God’s Word as living, active, and able to accomplish exactly what it says. In Genesis 1, God’s Word is literally the source of life.

The six days of creation are further broken down into two sets of three. On the first day, God creates light, and on the fourth day (the first of the second set of three), He cre-

ates the sun, the moon, and the stars. On the second day, God separates the waters above from the waters below. Here, the Scriptures are speaking in terms of what Moses would have seen, namely, that the blue oceans look a lot like the blue sky. This mirrors the fifth day, on which God creates the animals that live in the waters below (fish and other sea creatures) and the waters above (birds and other flying things). On the third day, God causes dry land to appear. And again, the sixth day mirrors this as God creates all the land animals.

The sixth day is also the day on which God makes man and woman in His image and according to His likeness. To be created in God’s image is to be created in a perfect relationship with Him, righteous and holy, doing His will. The New Testament identifies Jesus as “the image of the invisible God” (Colossians 1:15). Thus, to be created in God’s image is to be created in Christ.

Adam and Eve were also given dominion over all of creation. Adam first exercises this dominion by naming all of the creatures that God parades before him. When a suitable companion for him is not found, God places Adam in a deep sleep and creates Eve from his own flesh. This is the divine institution of marriage: the one-flesh union of one man and one woman.

Sadly, the image of God was lost when Adam and Eve rebelled sometime shortly after their creation. Because of their dominion over the whole universe, all of creation suffers in “bondage to corruption” (Romans 8:21) as a result. Through Jesus’ death and resurrection, God has begun to restore His image in Christians, but only in heaven will it be fully restored.

To hear an in-depth discussion of this Bible account, visit cph.org/podcast and listen to our Seeds of Faith podcast each week.

Lesson 1

God Made Us: God Creates the World

Genesis 1–2

Connections

Bible Words

In the beginning, God created the heavens and the earth. Genesis 1:1

Faith Word

Maker

Songs and Hymns

Children of the Heavenly Father (LSB 725; Director CD 1)

Who Made the Sky So Bright and Blue (LOSP, p. 74)

God Is So Good (LOSP, p. 57; Director CD 9)

Catechism

I believe that God has made me and all creatures; that He has given me my body and soul, eyes, ears, and all my members, my reason and all my senses, and still takes care of them. (First Article, Explanation)

Take-Home Belief

I believe God made me and all creatures.

1 Opening (15 minutes)

I Wonder about God

What you do: Create a camp environment by draping a blanket over two low tables for a make-shift tent, or use a child's play tent. Near the tent, set a Bible, some stuffed animals, and a plant. See the Director CD for more decorating ideas.

To provide a connection from something the children already know to what they will learn in the lesson, set out wiggle eyes or buttons, play dough, clothespins, pipe cleaners (chenille stems), and other manipulatives so the children can make animals. *Option:* Have a hand-held recording device available to record each child telling about his or her creation.

Play a CD with Sunday School songs on it as the children arrive. Welcome them to Camp Wonder, mark attendance, and collect their offerings in the offering basket.

Say **Hi, friends! Welcome to Camp Wonder. Here at camp, you'll discover more about our awesome God. Who saw some animals or trees or birds or flowers on the way to Sunday School today? Hmm, I wonder . . . how did all these things in our world get here? Today, at Camp Wonder, you'll discover the answer in the Bible.**

Invite the children to make animals. As they work, ask them to tell you about their animal, or use a hand-held device to record each child telling about his or her creation. As you listen to and talk with the children, use the word *maker* to prepare them to hear the Bible story about creation.

MATERIALS NEEDED

1 Opening	2 God Speaks	3 We Live	4 Closing
CD Manipulatives (play dough, buttons or wiggle eyes, chenille stems, clothespins) Resource Page 2 <i>Optional:</i> Handheld recording device <i>Decorating items:</i> Tent, stuffed animals & plant	Oliver the Owl puppet (Resource Page 3) Story bag Activity Page 1 Craft sticks Play dough Ball Student Leaflet 1	Oliver the Owl puppet Bible Picture of Jesus Story bag Plastic cups, 6 per child Tape Scissors Crayons Activity Page 1 Gallon-size zipper bag, 1 per child Permanent marker	Take-home items CD

Say Tell me about the animal you made. In today's Bible story, you will find out about a very special animal Maker and His creations.

At cleanup time, do not dismantle the creations. Keep them intact until the end of the lesson. Then sing or say a circle-up song (see Resource Page 2).

Beginning in God's Name

What you do: Begin with this opening, or use the one on Resource Page 1 at the back of the book. *Option:* Place a bouquet of flowers in the worship area.

Sing "I Like to Be in Sunday School" (*LOSP*, p. 11)

Say In the name of the Father and of the Son and of the Holy Spirit. Amen.

Invite the children to say the Invocation and Amen. Tell them *Amen* is the special word they get to say at the end of prayers and other parts of the service.

Offering Have a child bring the offering basket forward. Sing an offering song.

Pray Dear God,* help us to listen to Your Word* and to learn about how You made the world.* Amen.* At the asterisks, have children repeat the words.

Celebrate Birthdays, Baptism birthdays, and special occasions

2 God Speaks (20 minutes)

I Wonder What the Bible Says

What you do: Before class, make an Oliver the Owl puppet from Resource Page 3. Make copies of the six pictures on Activity Page 1 (end of this lesson). Enlarge the pictures, color them, and attach each one to a separate craft stick. You will have six stick figures. Set them in balls of play dough. Have an empty story bag ready to show. Begin with Oliver.

Say Boys and girls, I'm so happy to see you today! I want you to meet my friend Oliver! He's a pretend friend who lives in the woods around Camp Wonder. Let's call his name quietly so he will wake up and join us.

Lead the children in quietly calling Oliver. Then lift up the puppet, and have Oliver look around at the children.

Teacher: Oh, there you are, Oliver. Thanks for flying in. You are just in time to hear an amazing and true Bible story.

Oliver: Whoo! Really? What's it about?

Teacher: It's about the time when God made the world and everything in it.

Oliver: Whoo! God must be wise like me. And He must have needed a lot of stuff.

Teacher: You are wise, Oliver, but God is much wiser than even you! I think you'll be surprised at His work. God didn't use stuff, as you call it. In fact, He made the world out of what I have in this bag. (*Show the bag to Oliver and the children.*)

Oliver: Whoo? I don't see how an elephant could come out of that bag! It doesn't look like you have much in it. Now I am curious. I wonder what is in that bag.

Teacher: Well, you will find out. Just sit over there and listen. (*Set Oliver down.*)

Set the figures in balls of play dough in order. Place the story bag near you. Ask the children to help you tell the story when you say what to do.

Say Our Bible story is from God's Word. It tells us, "In the beginning, God created the heavens and the earth" (Genesis 1:1). You see, in the beginning, there was nothing. Close your eyes. Don't peek. What do you see? That's how it was in the beginning. There was nothing, nothing at all except God. Then God said, "Let there be light." And there was light. You can open your eyes again. Show the first figure. And God saw that it was good. Let's say, "I believe God made light, and God saw it was good." Repeat words and clap.

On day 2, God said, "Let there be sky above and waters below." Show the second figure. And there was sky above and waters below. God saw that it was good. Let's all say, "I believe God made the sky above and the waters below, and God saw it was good!" Repeat words and clap.

On day 3, God said, "Let there be dry ground and growing plants." Show the next figure. And there was dry ground. And there were growing plants. God saw that it was good. Let's say, "I believe God made dry ground and plants, and God saw it was good." Repeat words and clap.

On day 4, God said, "Let there be a sun to make light for the day. Let there be moon and stars to make light for the night." And there was a sun that made light for the day. And there was a moon and stars to make light for the night. Show the figure. And God saw that it was good. Let's say, "I believe God made the sun, moon, and stars, and God saw it was good!" Repeat words and clap.

On day 5, God said, "Let there be animals in the sky above and in the waters below." And there were animals in the sky above and in the waters below. Show the figure. And God saw that it was good. Let's say, "I believe God made the animals in the sky above and in the waters below! And God saw that it was good!" Repeat words and clap.

On day 6, God said, "Let there be animals on the earth." And there were animals on the earth. Then God took some dust from the ground, formed it into a man, and breathed life into him. Later, God made a woman from one of the man's ribs. Show the figure of animals and people. And God saw that it was good. Let's say, "I believe God made the animals and people that live on the earth! And God saw that it was good." Repeat the words and clap. Then hold up the story bag. Tell the children that you never took anything out of the bag.

On day 7, God rested. He was not tired. He was all finished!

Point to your mouth. **God's Word is very powerful; isn't it? His Word is more powerful than mine.** Flex your arm. **God is almighty; He has great power. God's powerful Word created the world. He didn't use a wagon, hammer, or saw. He didn't use play dough, building blocks, or paint. He didn't even use a computer.**

God made the world by the power of His Word! He made the sun and moon and twinkling stars at night. He made all creatures—the creepy crawly bugs and frogs that hop, the fish that swim and the birds that fly, the big elephants and tall giraffes. He made it all. Then He made people in a very special way.

With all of God's people, we can say, "I believe in God, the Father Almighty, Maker of heaven and earth."

To review the story, seat the children in a circle. Roll a ball to one child. Ask the student to name something God created. Then have the children say,

"I believe God made me and all creatures." Continue rolling the ball from child to child, until each child has had a turn. When you finish, say the following echo prayer.

Pray Dear Father in heaven,* thank You for making the sun, moon, and stars.* Thank You for making the puddles, rivers, and rain.* Thank You for making the animals, flowers, and trees.* Thank You for making me* and for sending Jesus* to be my Savior and Friend.* Amen.*

Leaflet Review

What you do: Distribute Student Leaflet 1. Give students pencils or crayons. Point to the Bible story picture on the front of the leaflet. Help the children find it.

Say Here is a picture of the Bible story.

Ask What is the name of the man and woman? Adam and Eve

Say When God made them, He gave them a body and a soul. He gave them eyes, ears, and other parts. He gave them a way to think and senses like tasting. Yum!

Ask How did God make the world? Through the power of His Word

Say With our church family, we say: "I believe in God, the Father Almighty, Maker of heaven and earth." Say these words from the Apostles' Creed with me now. Repeat the words.

Have students turn to the other side. Point to the picture.

Say Name something in the picture God the Maker made. Answers will vary. Name something else He made. Campers hike in the woods. Now you get to go on a hike, too, through this picture as you look for the things hiding in it. Point to the Search & Find column. Find the things in this column in the big picture. One of the most important is the face of Jesus, who rescues us from sin and gives us a home in heaven. Have children work alone or with a partner to find the objects.

Bible Words

In the beginning, God created the heavens and the earth. Genesis 1:1

Say The Bible is God's Word. Show Bible open to the Book of Genesis. The very first words in the Bible are the ten words we are going to learn today. Set the open Bible to the side. Let's use our fingers to help us remember what God has done, because sometimes we forget about His wonderful gifts.

Ask How many fingers do you have? Pause for answers. That's right, ten; we will need all ten of them. Watch as I tell you what to say and how to hold up your fingers. Say the words in groups of three or two, slowly, and hold up a finger to match each word.

Say In the beginning,	Hold up three fingers.
God created	Show two more fingers.
the heavens	Show two more fingers.
and the earth.	Show three more fingers.

After you introduce the words, ask children to lead others in learning the words. *Option:* On the word *God*, pause to point up. On the words *heaven* and *earth*, twirl around in a circle, first on tip toes, then down low.

3 We Live (20 minutes)

Snack

Butterfly Snack Bags

Fill zippered snack bags three-quarters full of a snack of your choice. Close the bags. Push the snack to the sides so you can attach a spring clothespin in the middle of each bag. Add a chenille stem (pipe cleaner) to each bag to make antennae. If you have time, children can decorate the head and body (clothespin) of the butterfly. Remind the children that God made butterflies. Provide hand sanitizer or wipes. As you snack, sing "Who Made the Sky So Bright and Blue" (LOSP, p. 74).



Use these activities to help the children grow in their understanding of what the Bible story means for their lives. Choose the ones that work best with your class.

I Wonder What God Does for Me

What you do: Be prepared to show Oliver again and use the story bag.

Oliver swoops in to help the children learn how God works in our lives too.

Say Look, boys and girls, I think Oliver is flying over here again. I wonder if he knows what I have in my bag now. Maybe you know. If you do, whisper the answer to your friend.

Show Oliver and the bag.

Teacher: Welcome back, Oliver.

Oliver: I really liked that story, Teacher. Wow! God's Word is really powerful.

Teacher: It sure is. Do you want to guess, now, what I have in my bag? What did God use to make the world?

Oliver: Whoo! Whoo . . . I'm still not sure.

Teacher: Maybe the boys and girls can help you. Boys and girls, what's in the bag? *(Accept student answers. Show them that the bag is empty because God created the world by the power of His Word.)*

Oliver: It's empty! It's empty! I know why now. It's because God created the world with His powerful Word. Even though owls are supposed to be wise, I didn't know that. *(Set Oliver aside and talk with the children.)*

Say Boys and girls, Oliver is a fun friend, isn't he? Oliver isn't real, though. He's a puppet. But real people like you and me, we really do forget all the wonderful things that God has created for us and the way He continues to give us things. It's sad that we forget.

God also wants us to take care of the world He made. I wonder . . . what are some ways you can do that? Help children think of ways they can be good stewards (e.g., taking care of their pets, recycling, helping with community projects such as planting flowers). **You shared some great ways to take care of the beautiful world God made! But we don't always do these things, do we? Just as we forget how God gives us good things, we forget to take care of the things He gives us.** Show a picture of Jesus.

Say Thankfully, God forgives us and continues to give us good things for the sake of His Son, Jesus, who died on the cross for us and rose again on Easter.

Sing "God Is So Good" (LOSP, p. 57; CD 9)

Say Because of Jesus, God continues to give us good gifts, and He will help us to take care of them.

Craft—Creation Cups

What you do: Make copies of Activity Page 1 for each child to use. Provide scissors, tape, crayons, a permanent marker, a gallon-sized zippered plastic bag, and six plastic cups for each child.

The children will tape a creation picture to each of the six cups to help them remember what God created in six days.

Have children color and cut out the six pictures on Activity Page 1; then tape a picture to each of the six cups and number each day with a permanent marker. Show them how to stack the cups (rim down) with three on the bottom (days 1, 2, 3), two in the middle (days 4 and 5), and one on top (day 6).

Show the children how to name what God made on each day as they handle the cups. When they have finished stacking the cups, have them put their hands out to the side and rest (just as God did on the seventh day).

To prepare the cups to take home, put each child's set in a gallon-sized plastic bag with his or her name on the bag or on a paper inside the bag.

Caution: Handle the cups carefully so the creation papers don't tear.

Ask **What do you do with cups?** Accept answers.

Say **Yes, you can fill them with good things to drink or eat. These six cups can remind you that God has created our world and filled it with wonderful things. God made you and me. He made all creatures—from the creepy crawly bugs and frogs that hop to big elephants and tall giraffes.**

Sometimes we forget to thank God for His creation. We forget that everything comes from Him. Thankfully, God doesn't stop giving us what we need. He keeps on giving us wonderful gifts because of Jesus. For all this, we say, "Thank You, God!" Have children say, "Thank You, God!"

4 Closing (5 minutes)

What you do: Gather the children's take-home items so they can be easily distributed. You will need the Director CD and CD player. For the prayer, have children echo your words after the asterisks.

Sing "Who Made the Sky So Bright and Blue" (*LOSP*, p. 74) or "Children of the Heavenly Father" (*LSB* 725; CD 1)

Say **Today, we learned that God made everything! He even made each of us. Let's say this together: "I believe God made me and all creatures."** Repeat.

Pray **Dear God,* thank You for making this world.* Thank You for making me too* and sending Jesus to be my Savior.* In His name I pray.* Amen.***


Sing Use the tune of "God Is So Good" to sing the following words. Adjust the rhythm as needed. Gather in a circle and join hands. Be ready to move.

I believe in God.	Move to the right.
I believe in God.	Move to the left.
I believe in God.	Move to the right.
Father, Son, and Holy Spirit.	Drop hands; then lift them up.

I Wonder How God Works through Me

At home, use six small rocks to make a cross. Remember how God created the world for us in six days. He also redeemed the world by sending Jesus to die for our sins and rise again.

Six Days of Creation



Circle-Up Songs and Action Rhymes

Cleanup Song

Say or sing this cleanup song to the tune of “Row, Row, Row Your Boat.” Use it when it’s time to clean up and gather for your Opening and Bible story or to clean up craft supplies in preparation for going home.

Sing Clean, clean, clean the room.

Beckon with arm.

Put your things away.

Pretend to pick up toys.

Help, help, help, help—

Beckon with arm.

Then we’ll sing and pray.

Fold hands in prayer.

Gathering Song

Invite children to sing this song to the tune of “Are You Sleeping” and join hands with a classmate as they gather for the Opening and Bible story.

Sing Come with me. Repeat.

Be my friend. Repeat.

Come and meet my Jesus. Repeat.

He loves you. Repeat.

I Believe Theme Song

Sing these words to the tune of “God Is So Good.” Adjust the rhythm as needed. Gather in a circle and join hands. Be ready to move.

Sing I believe in God.

Move to the right.

I believe in God.

Move to the left.

I believe in God.

Move to the right.

Father, Son, and Holy Spirit.

Drop hands; then lift them up.

Faith Is God’s Gift

Sing these words to the tune of “This Little Gospel Light of Mine.”

Sing Faith is the gift that Jesus gives.

I’m gonna hear His Word.

Faith is the gift that Jesus gives.

I’m gonna hear His Word.

Faith is the gift that Jesus gives.

I’m gonna hear His Word.

In my church, every week, all the time.

Get the Wiggles Out

Use this action rhyme from *Wiggle & Wonder* (© 2013 Concordia Publishing House) any time children need to get the wiggles out. Substitute other actions, such as “touch your knees,” “jump up high,” and “pat your head.” Do the corresponding action each time; for instance, clap each time you say “clap.”

Say Clap your hands if Jesus loves you.

Clap, clap, clap.

Clap your hands if you’re forgiven.

Clap, clap, clap.

Clap your hands if Jesus loves you.

Clap, clap, clap.

Clap your hands if you’re going to heaven.

Clap, clap, clap.

Camp Cheer

Triune God: Three in One.

Arms up.

Hear the wonders He has done!

Arms down.

Triune God, full of grace.

Arms up.

Share His love in every place!

Arms whirl around in a circle.

Preparing the Lesson

God Made Us: God Creates the World

Genesis 1–2 — I believe God made me and all creatures.

Key Point

God the Father is the maker of heaven and earth. He made me and all creatures.

Law/Gospel

My sinful flesh wants to forget that God created everything and is the one who gives me all good things. **By His Word, God created the world and still sustains it for the benefit of all His creatures. He daily showers me with every good gift for the sake of His Son, Jesus, who has restored creation—and me—through His death and resurrection.**

Context

The ancient world was filled with creation myths. This account, revealed to Moses, presents God in a way that is unique. The triune God creates humanity freely, out of love. He does not depend on them in any way (as the gods in other creation accounts do). God gives dominion over the world to humanity (an idea unknown in other accounts). The creation account also precedes the narrative of the fall, which gives us the reason that the world is not in the state of perfection that we see described in Genesis 1–2.

Commentary

Genesis 1–2 provides us with an orderly account of our triune God's creation of the universe for the sake of the man and woman whom He created in His own image. It is a carefully written historical account of what happened in the first week of the universe's existence.

The first chapter is split among six days. Each of these begins in the evening and goes through the morning of the next day (the normal Hebrew way of reckoning a twenty-four-hour period of time). Throughout the six days of creation, God speaks, and it happens. From the very beginning, the Scriptures present God's Word as living, active, and able to accomplish exactly what it says. In Genesis 1, God's Word is literally the source of life.

The six days of creation are further broken down into two sets of three. On the first day, God creates light, and on the fourth day (the first of the second set of three), He cre-

ates the sun, the moon, and the stars. On the second day, God separates the waters above from the waters below. Here, the Scriptures are speaking in terms of what Moses would have seen, namely, that the blue oceans look a lot like the blue sky. This mirrors the fifth day, on which God creates the animals that live in the waters below (fish and other sea creatures) and the waters above (birds and other flying things). On the third day, God causes dry land to appear. And again, the sixth day mirrors this as God creates all the land animals.

The sixth day is also the day on which God makes man and woman in His image and according to His likeness. To be created in God's image is to be created in a perfect relationship with Him, righteous and holy, doing His will. The New Testament identifies Jesus as "the image of the invisible God" (Colossians 1:15). Thus, to be created in God's image is to be created in Christ.

Adam and Eve were also given dominion over all of creation. Adam first exercises this dominion by naming all of the creatures that God parades before him. When a suitable companion for him is not found, God places Adam in a deep sleep and creates Eve from his own flesh. This is the divine institution of marriage: the one-flesh union of one man and one woman.

Sadly, the image of God was lost when Adam and Eve rebelled sometime shortly after their creation. Because of their dominion over the whole universe, all of creation suffers in "bondage to corruption" (Romans 8:21) as a result. Through Jesus' death and resurrection, God has begun to restore His image in Christians, but only in heaven will it be fully restored.

To hear an in-depth discussion of this Bible account, visit cph.org/podcast and listen to our Seeds of Faith podcast each week.

Lesson 1

God Made Us: God Creates the World

Genesis 1–2

Connections

Bible Words

In the beginning, God created the heavens and the earth.

Genesis 1:1

Faith Word

create

Hymns and Songs

Children of the Heavenly Father
(LSB 725; AGPS 80; Director CD 1)

Joyful, Joyful We Adore Thee
(LSB 803; AGPS 147)

How Majestic Is Your Name
(AGPS 122)

How Great Thou Art (LSB 801)
Earth and All Stars
(LSB 817; AGPS 90)

Catechism

1st Article: Q97: Why is God, the Father Almighty called “Maker of heaven and earth”?

Take-Home Belief

I believe God made me and all creatures.

1 Opening (15 minutes)

I Wonder Who God Is

Option: Invite another teacher to prepare this opening station for you throughout the summer.

To Prepare: Before class, set up a corner of your classroom to look like a camping site. Include a small tent and some lawn chairs or camp stools. Use self-adhesive hooks to hang a clothesline with clothespins in the area. Use this to hang student artwork and craft projects throughout the summer, along with visuals for each lesson. Each week, remove the previous week’s visuals and replace with that lesson’s items. For today, hang calendar, magazine, or personal photographs of nature scenes from the clothesline. Make sure the campsite has a pair of binoculars for use in this lesson. Make copies of Resource Page 1 from the back of this book and copies of “The Apostles’ Creed Responsive Reading” from the Director CD or page 12. Keep the responsive readings to use throughout the summer. Have pencils available.

Welcome the children to camp. If desired, give your camp a name, such as Camp Wonder. Greet students as they arrive at the Camp Wonder campsite.

Say Welcome to our Sunday School course, *3 in 1: Discovering Our Triune God*. Throughout this course, we will explore Bible stories that have something to do with the Apostles’ Creed.

Say You have just entered a place called Camp Wonder. Camp Wonder is a place to discover who God is. We’ll ask questions and wonder about God, and then use the Bible to answer our questions. And since it’s camp . . . we’ll have a lot of fun along the way! Today’s Bible story focuses on God our

MATERIALS NEEDED

1 Opening

“Camp Wonder campsite” camp decorations
Director CD
Resource Page 1
Calendar, magazine, or personal photographs of nature scenes from God’s creation
Copies of “The Apostles’ Creed Responsive Reading” (Director CD or p.12)
Pair of binoculars

2 God Speaks

Resource Page 1
Student Leaflet 1
Blank paper, any size
Poster board

3 We Live

Activity Page 1
Bibles
8 ½ × 11-inch pieces of white paper
Colored pencils and markers

4 Closing

Back-Pocket Journals (craft activity)
Pair of binoculars
Collectible for Lesson 1 (Director CD)
White cardstock paper
Binder rings
Paper punch
Zippered plastic sandwich bags for each student
Director CD

Father, the Maker of heaven and earth. Let's take a look at some of the wonderful things in nature God has made.

Hand out copies of Resource Page 1. Let the students read the facts about God's amazing creation and respond. Encourage students to share their answers with one another. Keep these pages for use with the "Search & Know" activity.

Say Today, we will use the Bible to answer the question "Why is God the Father called the Maker of heaven and earth?" Let's begin with worship.

Move to the worship area of your classroom. (Note: If you've set up a campfire ring in your room, gather in this area for your opening.) Each week, gather in the same location for the opening worship and closing activities.

Worship

Sing "Children of the Heavenly Father" (LSB 725; AGPS 80; Director CD 1), "Joyful, Joyful We Adore Thee" (LSB 803; AGPS 147), or "How Majestic Is Your Name" (AGPS 122). If you are using guitar accompaniment, note that the chords for many of our hymns are also included on the Director CD. The songs today emphasize the mighty acts of God as our Creator.

Invocation Each week, lead your students in making the sign of the cross and saying the Invocation together. **In the name of the Father and of the Son and of the Holy Spirit. Amen.**

Hand out "The Apostles' Creed Responsive Reading" (Director CD or p. 12).

Say Every week, we will use this reading, which contains the words of the Apostles' Creed. A creed is a statement of what we believe. The Apostles' Creed is a statement of what Christians believe, teach, and confess about the triune God as given to us by God in the Bible, through the apostles.

Use the reading together.

The Camping Clue

Put the binoculars up to your eyes and use them to look at the students.

Ask What is this object called? (A pair of binoculars) Why do people use binoculars? (People use them so they can clearly see things that are far-away.) Binoculars can help us to see many wonderful things in our world.

Say These binoculars and what we see in them are camp clues to help us answer today's "I Wonder" Question: Why is God, the Father called the Maker of heaven and earth? While camping and hiking, people discover marvelous things that God has made.

Offering Encourage the students as they give their offerings. Remind them that God blesses us with all good things, and offerings are one way we give thanks to God for all of His blessings. If you have a special summer mission project, introduce it today. A suggestion is explained on the Director CD.

Pray Dear God, our Father Almighty, lead us to discover more about You and Your love for us as we explore why You are called the "Maker of heaven and earth." In Jesus' name we pray. Amen.

Celebrate Recognize student birthdays, Baptism birthdays, and significant family events.

2 God Speaks (20 minutes)

I Wonder What the Bible Says

To Prepare: Have Bibles available and copies of Student Leaflet 1.

Web Activity: Locate a national park or nature reserve website or use a “Days of Creation” video of the Bible text. Preview all web activities before class.

Say In our worship time, we said in the Apostles’ Creed, “I believe in God, the Father Almighty, Maker of heaven and earth.” But why is God called the “Maker of heaven and earth?” Just how did God make or create all things? Let’s explore God’s Word together to find these answers.

Help students locate Genesis 1. Divide the reading into sections. Consider using an online video that shows graphics along with a reading of the Bible text.

■ Read **Genesis 1:1–5**.

Ask According to Genesis 1:2, what were things like before God created the heavens and the earth? (The earth did not exist. Darkness was everywhere over the face of the waters. The Holy Spirit was hovering over the waters.)

What did God create on the first day of creation? (God created light and separated it from the darkness.) **How did God create light?** (God said, “Let there be,” and it was there! His Word is powerful!)

Write the word *create* on the board.

Say *Create* is the Faith Word for this lesson.

Ask Knowing that God created light without any materials and with just His words that He spoke, what does the word *create* mean? (“To make something out of nothing.”) Erase the *e* at the end of *create* and add an *or*. **The word *Creator* means “one who makes something out of nothing.”**

■ Read **Genesis 1:6–8**.

Ask What did God create on the second day of creation? (God made the sky/heavens.) **How did God do this?** (God said, “Let there be,” and it was there.)

■ Read **Genesis 1:9–13**.

Ask What did God create on the third day of creation? (God made the land and the seas. He made vegetation, including plants and fruit trees.) **How did God do this?** (God said, “Let there be,” and it was there.)

■ Read **Genesis 1:14–19**.

Ask What did God create on the fourth day? (God made the sun, moon, stars, and other planets.) **How?** (God said, “Let there be,” and it was there.)

■ Read **Genesis 1:20–23**.

Ask What did God create on the fifth day? (God made all creatures that are in the water and the birds.) **How?** (God said, “Let there be,” and it was there.)

■ Read **Genesis 1:24–31**.

Ask What did God create on the sixth day? (God made all the land creatures, as well as man and woman.) **How did God make the creatures?** (God said, “Let the earth bring forth living creatures,” and they were there.)

- Read **Genesis 2:5–7, 18–23**.

Ask How was the way in which God created man and woman different from the way He created everything else? (God physically formed man from the dust of the ground and woman from the rib of the man. God breathed into them His own breath. With everything else, God just spoke.)

What does this tell you about how God views people? (People are God’s most special creation. The first two people were made in God’s image.)

- Read **Genesis 2:1–3**.

Ask What did God do on the seventh day? (Rested) **By what name do we call the day on which God rested?** (The Sabbath Day. God set this day apart from the rest of the days as a time to rest from regular work and worship Him.)

Assist the children in forming small groups or partners. Have them choose a recorder to write down the group’s ideas. Pass out scratch paper and pencils.

Ask What does the way in which God made all things tell you about Him?

Discuss. Have a representative from each group share what the group learned. Write their main ideas on poster board (an attributes chart).

Be sure to capture the following italicized phrases. **God made all things in an orderly fashion. This shows that God has a plan and is in control of all things. He knew what needed to be created and in what order, to sustain life. Except for people, God made all of creation out of nothing. This shows God to be “almighty”; that is, He is all-powerful. The amazing number of things God created shows His unfathomable creativity. People are God’s most special creation. This shows us that He is a loving, caring God who wants us to know Him, talk with Him, and worship Him.**

Review

Hand out Student Leaflet 1, the completed Resource Page 1, and pencils. Have the students do the Search & Know activity on page 4 of the leaflet together, using Resource Page 1 to identify categories into which the listed items are found.

Answers: Day 3: a, j; Day 4: c; Day 5: d, e, g, i; Day 6: b, f, h

Bible Words

In the beginning, God created the heavens and the earth. Genesis 1:1

Locate the Bible Words on the Student Leaflet.

Say The very first words of the Bible tell us how the world began. Let’s read them together. Read the Bible verse out loud with the students. **These words make it clear that God is the Maker of the heavens and the earth.**

Print the Faith Word, *create*, on the board.

Ask What does the faith word, *create*, mean? (*Create* means to make something out of nothing.)

Say God spoke and the world was made. Only God could do that!

Print the Bible verse on the board. Read it again. Erase the last word of the verse and put a blank line in its place. Invite the students to repeat the entire verse. Continue eliminating words and adding a blank line, one by one, in this manner, until the students can say the entire verse from memory. Erase *earth*, *heavens*, *God*, *beginning*, *created*, and then all the words.

3 We Live (20 minutes)

Use these activities to help the children grow in their understanding of what the Bible story means for their lives. Choose the ones that work best for your class.

I Wonder What God Does for Me

To Prepare: Make copies of Activity Page 1. Have pencils and Bibles ready for use.

Hand out Activity Page 1. Also hand out Bibles and pencils. Ask a volunteer to read out loud the opening paragraph on the page.

Say The words *Us and Our* in Genesis 1:26 tell us that all three persons of the triune God—Father, Son, and Holy Spirit—were present at creation. This means that all three persons of the one true God have always existed.

Read the next paragraph on the page. Point out the Holy Trinity symbol. Have the students trace around the three circles. Then read the paragraphs below it.

Ask What do you notice about these circles? (They are three separate circles, yet they arranged together to form one design.)

Ask Which drawing within this Holy Trinity symbol best represents God the Father, the Maker of heaven and earth? (The hand reaching downward)

Read out loud together **Psalm 145:14–16**.

Ask How is the hand of God continuing to work in your life every day? (God's strength lifts us up and helps us when we are weak and troubled. God gives us all that we need to live.)

Why is the hand of blessing a good symbol to represent God the Father? (God's hands made us, and He reaches out to love us and care for us and to hand out His good gifts to us. The beauty in nature and in people remind us that God loves us so much that He took the time to carefully design the world just the way He wanted it to be.)

Ask Which drawing best represents Jesus the Son? (The crown of thorns surrounding the cross) **What does this drawing tell you about the work of God the Son?** (Jesus suffered and died to save us from our sins. Mankind spoiled God's perfect creation through sin, but Jesus restored order.)

Ask Which drawing best represents the Holy Spirit? (The dove) **Why is the Holy Spirit often represented by a dove?** (Genesis 1:2 tells us that at the time of creation, the Spirit of God was hovering over the waters, much like a bird can hover over locations and objects.)

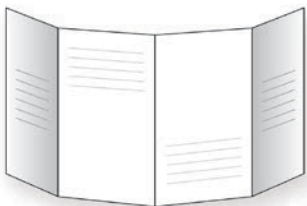
The restoration of God's perfect creation is an ongoing process. It begins in each one of us when we are baptized. Through water and the Word, the Holy Spirit creates faith in us and makes us new creations.

Craft—Back-Pocket Journal

To Prepare: Prefold sheets of 8½ × 11-inch paper into booklets. Fold the paper in half length-wise (horizontally), forming a rectangle. Fold in half vertically, forming a square. Pull back the last fold so the rectangle shows again (with the crease in the middle). Fold the right and the left edges toward the middle crease, creating a double-gate fold. When the two flaps are opened, four pages are revealed. Hand out the pre-folded journals.

Teacher Tip

The closing may also be an appropriate time to sing “We All Believe” (Director CD 8) or “Praise God, from Whom All Blessings Flow” (LSB 805; AGPS 198; Director CD 5) as a part of your routine each week.



Say Hikers often carry a small journal with them to draw pictures and write about the wonderful things they see. Let's make a journal that you can carry in your back pocket to remind you of God's wonderful creation.

Open your journal to show four pages.

Ask On the third day, what did God create? (God separated the waters from the land and also created plants.) Draw a picture of one of your favorite types of plants on the first page on the left.

Ask On the fourth day, what did God create? (God made the sun, the moon, the stars, and the planets.) At the top of the second page of your journal, add a picture of the sun, moon, stars, or a planet.

Ask On the fifth day, what did God create? (God made sea creatures and birds.) Draw a picture of one of your favorite types of sea creature or bird.

Ask On the sixth day, what did God create? (God made land animals, creatures that crawl on the ground, and people.) At the top of the last page, draw a picture of one of your favorite land creatures.

Direct the students to fold the edges toward the middle. Then fold once more to make a compact booklet. Their journals will fit in a pocket on their clothes.

4 Closing (5 minutes)

To Prepare: For each student, make a copy on cardstock from the Director CD Clip Art file of the circular collectibles pages. On the backside of the symbols, print the Take-Home Belief, creating double-sided collectibles. Cut out each circle and punch a hole near the top. Store in a plastic bag for each child. Another option is to leave the circles on each child's collectible sheet and cut out and hole punch one at a time, each week. This week, set aside the Lesson 1 collectible (binoculars) and attach a binder ring to each one. Each week, students will add one circle to their ring, creating a memento to bring home at summer's end. Also have available a binoculars.

Sing "Children of the Heavenly Father" (LSB 725; AGPS 80; Director CD 1), "Earth and All Stars" (LSB 817; AGPS 90), or "How Great Thou Art" (LSB 801).

Say Today, God helped us to discover that He is the Maker of all things. Let's thank Him for some of the wonderful things He has made for us. I'll begin. Then I'll pass the binoculars to the person to my right. (Name of student) will say, "Thank You, God for" and then add an item from his/her journal. Then he/she will pass the binoculars to the next person, who will say, "Thank You, God for" and add another item. We'll give everyone a turn.

Pray Dear heavenly Father, we want to thank You today for some of the marvelous things You have made and all the blessings You continue to give us. (Pass the binoculars.) Especially, Lord, we thank You for re-creating us through Jesus. We pray all this in Jesus' name. Amen.

Give each student a binocular collectible and read what's printed on the back.

Say I believe God made me and all creatures.

I Wonder How God Works through Me

Encourage the students to thank God in prayer each day of the coming week for the items they illustrated in their Back-Pocket Journals and to thank God for continuing to bless us with all good gifts each day.

Teacher Tip

Suggest to the parents that they use resources from Ken Ham and the Answers in Genesis website to delve more in-depth into how the story of creation is important in shaping our worldview and defending our faith. This lesson only touches on how the story of creation applies to our lives, by focusing on how it shapes our understanding of God the Father.

Snack


Fruit and Veggie

Circles. Cut a variety of fruits and vegetables into thin, circular slices. Produce that would work well includes oranges, kiwi, cucumbers, zucchini, and carrots. As students enjoy these treats from nature (God's creation), explain that their circular shape is similar to the lens on a binocular and also reminds us of the fact that God is eternal, as a circle has no beginning or end. The sign of the Trinity is three overlapping circles.

Our 3-in-1 God

Directions Carefully read **Genesis 1:26a**. As God prepared to create people, He said, “Let Us make man in Our image.” What do the words *Us* and *Our* tell you about who was there when the heavens and the earth were created?

How can this be? How can *one* God be *three* persons all at the same time? Our human minds won't ever fully be able to understand and answer this question. But as Christians, we believe, teach, and confess that “the only true God is the triune God: Father, Son, and Holy Spirit, three distinct persons in one divine being (the Holy Trinity)” (*Luther's Small Catechism with Explanation*, Question 94).



This symbol helps us to picture that God is one God, yet three persons: Three in One. The one name of God includes all three persons of the Trinity. Each drawing in the circles in the Holy Trinity symbol tells us something about the special work done by each of the three persons of God.

1. Which drawing within the Holy Trinity symbol do you think represents God the Father?

2. God's work in our lives did not end when He made us. Read Psalm 145:14–16. How is the hand of God continuing to work in your life every day?

3. Which drawing within the Holy Trinity symbol do you think represents Jesus the Son?


4. Which drawing within the Holy Trinity symbol do you think represents the Holy Spirit?



God's Amazing Creation

Directions While hiking, you can see some amazing things God has created. Read about some of them below. Then fill in the blanks at the end of each reading with the name of a different amazing part of God's creation *you've* seen and enjoyed.

Kumquat: The kumquat is the fruit that comes from a kumquat tree. It is native to the countries of India, Japan, Taiwan, the Philippines, and other southeast Asia regions. The kumquat tree has dark, evergreen-colored leaves and is small and slow growing. One kumquat tree can produce hundreds or even thousands of kumquat fruits. The kumquat fruit is a small, round or oval-shaped citrus fruit. Its inside looks a bit like an orange. In some types of kumquats, the skin is actually sweeter than the fruit inside. Some kumquats are eaten raw, skin and all, but much of the fruit is made into jelly or marmalade.




An amazing plant I've seen or read about is a _____.



Echidna: The echidna is also known as the spiny anteater and is native to Australia and New Guinea. Although it looks like a porcupine or hedgehog, echidnas are monotremes, and so they lay eggs. Their legs are similar to reptile legs, which makes them waddle when they walk. An echidna has two types of fur. A coat of short, coarse hair protects them from the cold. An outer coat of long, sharp hairs or spines protects them from predators. These spines are each about two inches long and are made of keratin, the same material of which human fingernails are made. Echidnas have pointy snouts to help them detect insects. They use their claws to dig them up and their long, sticky tongue to eat them.

An amazing land animal I've seen or read about is the _____.



Dugong: The dugong is a sea mammal that is found in warm coastal waters, including the Red Sea, the Indian Ocean, and the Pacific Ocean. Although it is related to the manatee, the dugong's tail is flat (fluked) like a whale's. The dugong is also related to the elephant! Dugongs are vegetarians who feed on underwater grasses. They can stay underwater for up to six minutes at a time. To breathe, they sometimes balance on their tails with their heads above water.

An amazing sea creature I've seen or read about is the _____.

Tinamou: The tinamou is a bird that is native to Mexico and Central and South America. They don't move around much; they live on the ground, where they eat fruits, seeds, worms, insects, and even small vertebrates. Tinamous hide from danger in burrows or thick vegetation. They are very bad at flying. Since they barely have a tail, they have no way to steer themselves, so if they do fly, they often slip sideways and crash. The call of a tinamou sounds similar to the sounds made by a flute or whistle.



An amazing bird I've seen or read about is the _____.

God our heavenly Father has created many, many amazing things! Let's find out more about how God created the heavens and the earth from Genesis 1 and 2.



Use with Lesson 1.
Resource Page 1

Growing in Christ® Level B © 2015 Concordia Publishing House. Reproduced by permission.

Search & Know

On Day 1 of creation, God created light. On Day 2, He created the heavens and separated the sky from the water. Look at the other created things listed below. Draw a line to match each one to the day on which God created it. There may be more than one item for a particular day.

Day 3

- a. kumquat
- b. praying mantis
- c. constellation Orion
- d. falcon

Day 4

- e. dugong
- f. sloth

Day 5

- g. sea horse

Day 6

- h. echidna
- i. tinamou
- j. Venus fly trap



Pray

Almighty Father, we praise You that You have marvelously created all things with Your power. Give us thankful hearts for all that You have made for us. We pray this in Jesus' name. Amen.

Lesson 1

God Made Us: God Creates the World

Genesis 1-2

In the beginning, God created the heavens and the earth. On each day of creation, God made a different part of the world.

After five days, God said, "Let the earth bring forth living creatures according to their kinds." And it was so. And God made the animals. And God saw that it was good.

Then God said, "Let Us make man in Our image, after Our likeness. Let them rule over the fish and the birds, and over the animals."

So God created man in His own image, in the image of God He created him; male and female He created them.

God blessed them and said, "Fill the earth and rule over every living thing." God said, "I have given you every plant and every tree for food." And it was so. God saw everything that He had made, and it was very good. And there was evening and there was morning, the sixth day.


Thus the heavens and the earth were finished, and everything that filled them. On the seventh day, God finished His work and rested. So God blessed the seventh day and made it holy.



© CPH/Robert Papp



Search & Find



Discovery Facts: Genesis is the first of the five books of the Pentateuch written by Moses, which also include Exodus, Leviticus, Numbers, and Deuteronomy. Jesus quotes the Pentateuch more than thirty times in the Gospels.

© CPH/Michelle Dorenkamp-Repa



Bible Words

In the beginning, God created the heavens and the earth. Genesis 1:1

Take-Home Belief

I believe God made me and all creatures.

Family Faith Talk

This week, your child learned that God created the world. There are many opportunities to marvel at God's creation and talk about His goodness in making the world. Go for a walk together. Use binoculars made of cardboard rolls secured with duct tape to spy God's created things, or take pictures of things you spy as you walk. Print the pictures, and put them in a homemade scrapbook. Add this week's Bible Words. Thank God for the beautiful world He created. Ask Him to help you be a good caretaker of it.