




Serving with Joy



Lower Grades TEACHER GUIDE



Copyright © 2009, 2012 Concordia Publishing House
3558 S. Jefferson Ave., St. Louis, MO 63118-3968
1-800-325-3040 • www.cph.org

All rights reserved. Unless specifically noted, no part of this publication may be reproduced, stored in a retrieval system, or transmitted, in any form or by any means, electronic, mechanical, photocopying, recording, or otherwise, without prior written permission of Concordia Publishing House.

The purchaser of this publication is allowed to reproduce the marked portions contained herein for use with this curriculum. These resources may not be transferred or copied to another user.

Written by Angela Embretson

Edited by Gail Pawlitz

Unless otherwise indicated, Scripture quotations are from the ESV Bible® (The Holy Bible, English Standard Version®), copyright © 2001 by Crossway Bibles, a publishing ministry of Good News Publishers. Used by permission. All rights reserved.

Hymnal illustration is from *Lutheran Service Book*, copyright © 2006 Concordia Publishing House. All rights reserved.

Catechism quotations are from *Luther's Small Catechism with Explanation*, copyright © 1986, 1991 Concordia Publishing House. All rights reserved.

Catechismal illustrations copyright © 2005 Concordia Publishing House.

Growing in Christ® is published quarterly by Concordia Publishing House. Your comments and suggestions concerning this material are appreciated. E-mail us at sundayschool@cph.org.

Manufactured in the United States of America

Contents

| | | |
|--------------------------|--------------------------------------|---------|
| Serving with Joy! | | 5 |
| Lesson 1 | Rebekah Serves at the Well | 9 |
| Lesson 2 | Jacob's Death and Burial | 17 |
| Lesson 3 | David, the Shepherd Boy | 25 |
| Lesson 4 | The Friendship of David and Jonathan | 33 |
| Lesson 5 | Workers Build the Temple | 41 |
| Lesson 6 | Naaman's Servant Girl | 49 |
| Lesson 7 | Joash Repairs the Temple | 57 |
| Lesson 8 | Joseph, the Father | 65 |
| Lesson 9 | The Parable of the Good Samaritan | 73 |
| Lesson 10 | Dorcas, the Mercy Worker | 81 |
| Lesson 11 | Soldiers Protect Paul | 89 |
| Lesson 12 | Timothy Is Taught | 97 |
| Lesson 13 | Titus, the Pastor | 105 |
| Resource Pages | | 113–128 |

Serving with Joy

The concept of vocation extends beyond simply our occupation. It includes all the ways we serve others for Christ's sake. You can have many vocations at the same time. For example, you may be a teacher, parent, neighbor, and sibling.

These lessons are designed to help young people connect biblical characters to modern-day vocations to see how God enables us to serve others with joy. They are arranged in biblical order; however, since they are also thematic, feel free to rearrange their order to suit your schedule.

Features of the Teacher Guide

- Easy-to-use, four-step weekly lesson plans
- Suggestions for snacks and supplemental activities
- Reproducible student activity pages in each lesson
- Age-appropriate ways to teach the Bible story and apply it to young lives
- A weekly Bible study for the teacher titled "Growing in the Word"
- Teaching tips to assist in teaching children with special needs
- Perforated pages to make team teaching or small-group/large-group teaching easier

What You Will Need

- This Teacher Guide
- Director CD
- Items listed in the Materials list in each lesson
- Bible, catechism, hymnal, children's songbook, and offering basket
- Scissors, tape, glue, paper, and crayons or markers
- A puppet of a little girl (Lily, order no. 41-1028)
- **Happy Times**, a magazine for young children
- **My Devotions**, a magazine for middle-grade children
- **Teachers Interaction**, a magazine designed especially for volunteer teachers
- Expanded Director CD



Summer Setup

We know Sunday School attendance during the summer months can be sporadic. As a result, the Growing in Christ Summer Sunday School is reproducible. All of the resource pages found in this Teacher Guide may be copied for use in your congregation. By copying only the number of pages needed, we can all be better stewards of the resources God provides.

Because lower attendance numbers also mean changing the number of classes offered, we also reconfigured the structure and number of levels of material offered for the summer quarter. The Early Childhood Teacher Guide is appropriate for children in pre-kindergarten and kindergarten (ages 3–6). The Lower Grades Teacher Guide may be used with children in grades 1–3. The Middle/Upper Grades Teacher Guide is designed for students in grades 3–6.

Other Resources

The Lutheran Spirituality series Bible study *Vocation* (20-3697) or The Lutheran Difference series study *Christian Vocation* (20-3594) both make excellent companion studies to *Serving with Joy*. Both of these studies are appropriate for young adults and adults. They are also available as reproducible downloads. Visit www.cph.org for more information.

There are no Growing in Christ materials for junior high and high school students or adults during the summer quarter. We encourage you to consider using one of the many other excellent youth or adult Bible studies available from Concordia Publishing House. You can check out the offerings available by visiting the Concordia Publishing House Web site at www.cph.org.

To learn more about church work vocations such as pastor, teacher, deaconess, Director of Christian Education, and other careers in ministry, we invite you to visit WhataWay.org. What a Way is an initiative of the Lutheran Church—Missouri Synod.



The Four-Step Lesson Plan

Opening

The opening sets the tone for the lesson. It engages the students and prepares them for studying the lesson for the day. Your opening may include singing, gathering the offering, taking attendance, celebrating birthdays and/or baptismal birthdays, and other such activities. Some churches choose to begin with a large-group opening in the sanctuary or another central location. Suggestions for large-group openings are found on the Director CD.

God Speaks

In this section, the Bible story is presented in a variety of ways. This section of the lesson may take place in separate classes or in a large group. Through the telling of the story, the proper balance between God's Law and His gracious Gospel is seen. The Key Point is presented as the story is told and reviewed.

If your Sunday School uses the large-group Bible story presentations found on the Director CD for this section of the lesson, you will want to review or retell the story using the questions and review techniques provided in the "We Live" section of the Teacher Guide.

We Live

In this section, the student makes connections between the Bible story and his or her own life. This section is filled with options. Be sure to use the Lesson Review/Retelling activities to reinforce students' understanding of the Bible story.

The number of additional activities you select will be dictated by the time allowed and your situation. It is not expected that you will be able to complete all of the activities provided in the Teacher Guide. Suggested activities include word puzzles, paper and pencil activities, games, crafts, snacks, and others. There are also special connections to Bible Words, the vocabulary of faith, and the catechism.

Closing

Use this section of the lesson to summarize, clarify, and conclude the lesson. The Teacher Guide includes suggestions for closing rituals and prayer.

Expanded Director CD

This CD, available for purchase, has additional resources not on the Basic CD. Suggestions for large-group openings are found on this CD also.

Theme Music

Music and lyrics are available for songs and a hymn to highlight this summer's theme. These are only available on the Expanded CD.

Lunch-Bag Scrapbooks

Unique to Serving with Joy is an ongoing craft project that involves developing Lunch-Bag Scrapbooks to summarize the learning from each lesson. Complete directions can be found on the Director CD as well.

Neighborhood Vocations














Make a model of your neighborhood from the patterns on Reproducible Page 16 and small boxes. Add self-made figures of people at work and play. Draw the streets, roads, and parks of your area on poster board or a large piece of fabric. As you work, talk about the kinds of services people provide in your neighborhood and how God blesses you through those people.

Directions are also on the Basic CD.





Name _____

| | | | | | |
|--------------------------------------------------------------------------------------------------|-------------------------------------------------------------------------------------------------|-------------------------------------------------------------------------------------------------|--------------------------------------------------------------------------------------------------|----------------------------------------------------------------------------------------------------|----------------------------------------------------------------------------------------------------|
|  Lesson 1 |  Lesson 2 |  Lesson 3 |  Lesson 4 |  Lesson 5 |  Lesson 6 |
|  Lesson 7 |  Lesson 8 |  Lesson 9 |  Lesson 10 |  Lesson 11 |  Lesson 12 |
|  Lesson 13 | | | | | |

Copy and use with all lessons.

Attendance Page

Growing in Christ® Lower Grades © 2009 Concordia Publishing House. Reproduced by permission.



Rebekah Serves at the Well

Genesis 24:10–28

Key Point

By moving Rebekah to selfless service (drawing countless gallons of water for a man and his camels), God identified an ancestor of the One who would serve us by His suffering and death.

Law/Gospel Points

In our sinfulness, we think only of our own convenience and pleasure. **Jesus' selfless sacrifice of His life and death (Romans 8:32) gives us all we need and frees us to serve others gladly.**

As sinful people, we labor only for the value or compensation it brings us. **God uses even our seemingly insignificant chores to accomplish His perfect will for the world.**

When we perform acts of kindness, we often come to believe we deserve credit or recognition for our deeds. **Because of Christ Jesus, and apart from our deeds, God gives us infinitely more than we deserve.**

Connections

Bible Words

We serve . . . in the new life of the Spirit.
Romans 7:6

Faith Word

serve

Hymn

Let Us Ever Walk with Jesus
(LSB 685)

Catechism

Lord's Prayer: Fourth Petition

Supply Box In your classroom, have on hand: a Bible, crayons, construction paper, glitter, glue or glue sticks, a hymnal, paper plates, markers, an offering basket, scissors, tape, tissue paper, yarn

Materials Needed

1 Opening

Small gifts
Attendance Page
Songbook
Offering basket

2 God Speaks

Activity Page 1A
Cups

3 We Live

Director CD (optional)
Resource Page 16
(optional)
Activity Page 1B
Resource Page 1
3 × 5 cards
Snack supplies

4 Closing

Hymnal or songbook

Growing in the Word

Rebekah Serves at the Well

Genesis 24:10–28

Law

In our sinfulness, we think only of our own convenience and pleasure. When we perform acts of kindness, we often come to believe we deserve credit or recognition for our deeds.

Gospel

Jesus' selfless sacrifice of His life and death (Romans 8:32) gives us all we need and frees us to serve others gladly. Because of Christ Jesus, and apart from our deeds, God gives us infinitely more than we deserve.

Context

Genesis 12:1–9 sets the stage for the entire history of Israel—and of the Christian Church! God called Abram to leave his homeland and become “a great nation” (v. 2) and the one in whom “all the families of the earth shall be blessed” (v. 3). The Messiah (Christ) first promised to Adam and Eve (3:15) would come from Abraham's offspring (12:7; Galatians 3:16). His son Isaac would need a wife to continue the messianic bloodline. Isaac had to remain in the Promised Land but not intermarry with the local Canaanites, so Abraham commissioned his chief servant to go and find a wife for Isaac from among Abraham's kin in Mesopotamia (24:1–9). Abraham promised that the Lord would send an angel ahead of the servant (24:7).

Commentary

When the servant arrived at Nahor, he rested his camels by the well; this presented an opportunity to meet prospective brides for Isaac (24:11). In that culture, it was the woman's daily task to draw water from the community well for the household.

The servant faithfully prayed for God's help, asking that the first woman he met would be the one for Isaac (vv. 12–14). God showed His love for Abraham by answering the prayer (vv. 15–24), reminding us that God's love is shown by His loving actions (see John 3:16). Before the servant had finished praying, Rebekah, the grandniece of

Abraham, arrived, demonstrating the Lord's promise, “Before they call I will answer; while they are yet speaking I will hear” (Isaiah 65:24).

Though Rebekah was beautiful, she had not used her beauty for sin but had remained sexually pure (Genesis 24:16). Her humility, graciousness, and generosity surpassed her beauty (vv. 18–20). She served Abraham's servant, not just giving water to him, but to his ten camels as well! The servant watched to “learn whether the LORD had prospered his journey” (v. 21). He knew that any success would come only from the Lord.

Abraham had sent valuable gifts along (v. 10), and the servant gave some of them to Rebekah (v. 22). She probably thought they were extravagant thank-yous for helping, but they were actually bridal gifts. That she was “the one” was confirmed by her blood relationship to Abraham (v. 24). The servant acknowledged the Lord's faithfulness to him and to Abraham by bowing down to bless the Lord with thanksgiving (vv. 26–27), as we do in the liturgy: “Let us bless the Lord. . . . Thanks be to God” (LSB, p. 212).

Rebekah told her family the news (v. 28). Genesis 24:29–67 recounts the servant obtaining permission from Rebekah and her family to take her to Isaac for marriage. Later,

Rebekah would bear twin sons, Jacob and Esau. Jacob, renamed Israel, would be the father of God's people. Out of Israel would come the Messiah, the Suffering Servant who would “make many to be accounted righteous, and . . . bear their iniquities” (Isaiah 53:11). Jesus “came not to be served but to serve, and to give His life as a ransom for many” (Matthew 20:28). He still serves us at church with His saving Word and Sacraments. We, in turn, present our bodies at church “as a living sacrifice,” which is our “spiritual worship” (Romans 12:1). Freed from sin, we now “through love serve one another” (Galatians 5:13), knowing that we actually “are serving the Lord Christ” (Colossians 3:24) in our vocations.



Podcast

Growing in the Word is available as a podcast. Visit podcast.cph.org to download and listen each week!



Each week, connect the Bible stories to real people and their vocations. Find adults with vocations related to those in the Bible story. Invite them to tell how God has led them to do their work or service. Your guests might also assist by telling the Bible story, leading crafts, serving snacks, or helping with some other activity.



Teacher Tip

For this lesson, invite people who work in restaurants, as caterers, or in the hospitality business. Let them tell about their vocations.

1 Opening 5 minutes

To Prepare: Make copies of the attendance hands on page 8 of this guide. Use the *Songs of God's Love* songbook and an offering basket.

As the children arrive, ask them to cut out the attendance hands and use glue or a glue stick to add the water jug stamp for Lesson 1. Choose hymns or songs to begin today's lesson. Set out an offering basket. Have small gifts available for those celebrating birthdays or Baptism birthdays. Gather prayer requests as children and parents arrive. Begin in God's name. Speak the Invocation or sing "God the Father, Bless Us" (*SGL*, p. 33). Make the sign of the cross. Note: Special music for the summer can be found on the Expanded Director CD.

2 God Speaks 10 minutes

To Prepare: Make a copy of the storytelling pieces on Activity Page 1A at the end of this lesson. Color the pieces and attach them to paper cups turned upside down. If you desire, make multiple camels.

Say **Today's Bible story is in the Book of Genesis.** Show the children where to find the story in a Bible.

One day, Abraham decided it was time for his son, Isaac, to be married. In Bible times, parents often chose someone for their child to marry. Because God had promised Abraham that the Savior would some day be born from his family, Abraham wanted to find a good wife for his son.

Set out the servant and camels. **Abraham sent his most trusted servant on a mission. He was to travel back to the land from which Abraham had come long ago. There, the servant was to find a wife for Isaac.**

So the servant left with ten of Abraham's camels and special gifts. When the servant finally arrived in Mesopotamia, he took the camels to get water outside the city. It was evening—the time when women came to get water.

Have one student move the servant. Ask another to move the camels around as if they were on a journey. Set out the spring of water. Place the servant and camels next to the spring.



Say The servant prayed, “O Lord, God of Abraham, please help me find a wife for Isaac. I am standing by the spring of water. The women are coming out to get water. Please let the young woman who offers to give water to me and my camels be the one whom You have chosen for Isaac.”

Set Rebekah next to the spring. **Before he finished speaking, Rebekah came with her water jar on her shoulder. She went down to the spring, filled her jar, and came up. Then the servant ran to meet her and said, “Please give me a little water to drink from your jar.” And she gave him a drink.** Have another student use the Rebekah storytelling figure and pretend to give the servant some water. **When she finished giving him a drink, she said, “I will get water for your camels also, until they have finished drinking.” Quickly, she emptied her jar. Then she ran again to get more water for all his camels.** Choose a different student to use the Rebekah storytelling figure to pretend to water the camels.

When the camels had finished drinking, the servant gave Rebekah a gold ring and two gold bracelets as gifts. He asked if there was room in her father’s house where he could spend the night. Rebekah told the servant about her family. This was good news because she and her family were related to Abraham’s family. Rebekah said there was plenty of room and food for him and the camels at her father’s house.

When the servant learned who Rebekah was, he worshiped the Lord because he knew that God had shown His steadfast love and faithfulness toward Abraham by leading him to Rebekah, one of Abraham’s relatives.

Soon, Rebekah became Isaac’s wife. Many years later, a child who was an offspring of Isaac and Rebekah would be born in Bethlehem. That child would be the Savior God first promised to Adam and Eve. Jesus is the servant God sent to give His life as payment for our sins.

Option: Invite students to retell the story using the storytelling figures.

3 We Live

30 minutes

Lesson Review—Retelling the Facts

To Prepare: Make copies of Activity Page 1B. Use crayons.

Distribute Activity Page 1B. Ask the children to color the picture while discussing the story.

Ask What did Abraham want his servant to do? What did the servant do when he reached the spring of water? Whom did the servant find at the water? How did Rebekah help the servant? Who was born from Isaac’s family?

Bible Words—Remembering God’s Word

We serve . . . in the new life of the Spirit. Romans 7:6



Teacher Tip

Choose the activities in this section that best fit your time and needs.

You can find patterns to make a lunch-bag scrapbook on either Director CD. Patterns to set up a model of your own neighborhood are on Resource Page 16 at the back of this guide.



Read the Bible Words from Activity Page 1B.

Ask **Who were the servants in today's Bible story?** (Abraham's servant and Rebekah) **Both of them worked to do something good for someone else.**

Jesus is also a servant. He died on the cross to save us from our sins. The Holy Spirit is a helper. He gives us faith to believe in Jesus, our serving Savior. Jesus' death on the cross paid for our sins. Now, through faith in Jesus as our Savior, we are free to serve others. This freedom to serve is a gift God gives us through His Holy Spirit. This week's Bible Words tell us this Good News. Say the Bible Words again and use the following actions.

We serve . . . (*Show hands, palms up.*)
in the new life of the Spirit. (*Sweep hands to side.*)

Church and Faith—Identifying Symbols and Concepts

To Prepare: Make a copy of the symbol of praying hands from Resource Page 1.

Attach the symbol to the board.

Say **Praying hands remind us that we can talk to God any time about anything. Who prayed in the Bible story?** (Abraham's servant) **Abraham's servant prayed for God's help. He asked God to let the first woman he would meet be the one God had chosen for Isaac. God showed His love for Abraham by answering that prayer.**

God's love shows in His actions. Before the servant had finished praying, Rebekah arrived. She was the one God had chosen to be Isaac's wife.

Ask the children to identify things they can talk to God about in prayer. List their responses around the symbol.

Say **After the servant met Rebekah, he prayed again, thanking God for His answer.** Invite the children to thank God for showing His love and answering their prayers.

Paper and Pencil—Solving Puzzles to Gain Insights

To Prepare: Use copies of Activity Page 1B and crayons or markers.

Read the sentences on the water jugs. Color the jugs that tell about the Bible story. The children will color all of the jugs. Do the Serving with Joy activity.

Game—Moving Muscles

To Prepare: On separate 3 × 5 cards, write the words *camel, jug, bracelets, water, servant, pray, cross, food.*

Tell the children to choose a card and draw a picture on the board to go with the word. The other children will guess what is being drawn and tell how it was a part of the Bible story. Offer connections, if needed, to link the cross to the Bible story.


Say **God promised Abraham that his descendant would be the promised Savior. Many generations later, Jesus was born from the family of Isaac and Rebekah. Jesus was a servant who suffered and died on the cross for us. He frees us to serve others.**



Teacher Tip

If you have more than eight students, make multiple card sets.





Craft—Cutting, Gluing, and Coloring

To Prepare: Use copies of Resource Page 1 in the back of this guide, crayons or markers, yarn or ribbon, tape, and scissors.

Tell the children to cut out the craft shoes from Resource Page 1. Ask them to draw pictures of places they will go this week—places that God’s love will lead them. When the children are finished, tape the shoes to a length of ribbon or yarn and post the string of shoes in your room.

Say **Jesus’ sacrifice of His life and death gives us all we need. His payment for our sin frees us to serve others gladly wherever He leads us. We can serve with joy.**

Snack—Tasting Ideas

To Prepare: Before class, prepare refreshing jugs of this orange treat. Blend and freeze a mixture of orange juice (½ c.), ice cubes (5), yogurt (6 oz.), vanilla (¼ tsp.), and milk (1 c.) in ice-cream cones. (*Note:* This recipe makes enough for three people.)

Allow the children to wash their hands. Then lead them in prayer, thanking God for Jesus who served us through His suffering and death. The ice-cream cones can remind the children of Rebekah’s water jug. Discuss the lesson while they enjoy their snack.

Say **Rebekah filled her water jug many times to make sure the camels had something to drink. Filling her jug was a simple task—one she did every day. God uses our simple tasks to bless others. What are some simple tasks you do every day? Let the children tell. Then conclude: When we do acts of kindness, we often believe we deserve credit or recognition for our deeds, but God does not reward us or love us because of what we do. He loves us because of Jesus and gives us more gifts than we deserve.**

Teacher Tip

A water jug such as the kind Rebekah used could hold 3 to 5 gallons. If a gallon weighs 8 pounds, how much weight could Rebekah carry?

4 Closing

5 minutes

To Prepare: Use a hymnal or *Songs of God’s Love* songbook.





Sing “Let Us Ever Walk with Jesus” (*LSB* 685) or “God Is So Good” (*SGL*, p. 62)

Repeat the Bible Words and close with prayer. Thank God for sending Jesus to free us from the Law and for allowing us to serve others.

Beyond Sunday School

Collect bottled water or juice for a food pantry or shelter.






Note: In the Bible story, the servant has ten camels. Make copies as needed.




Rebekah Serves at the Well

Genesis 24:10-28



Color

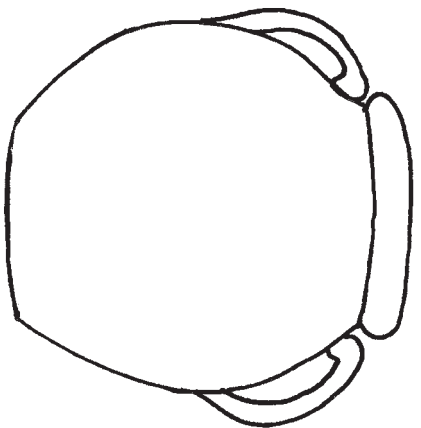


We serve... in the new life
of the Spirit. Romans 7:6

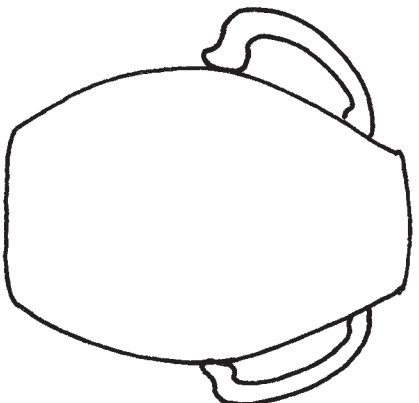


Color the jars that tell
about the Bible story.

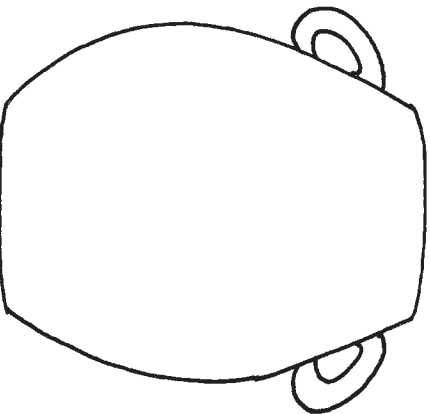
Lower
Grades
1



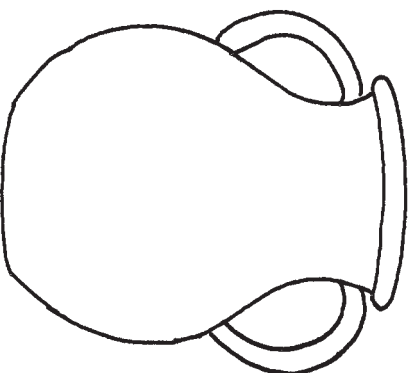
Rebekah gave the servant a drink of
water and got water for his camels.




Abraham's servant prayed to ask
God for help and to thank God for
leading him to Rebekah.



Rebekah became an ancestor of
Jesus, who served us through His
suffering and death.



Abraham sent his servant to the
place where Abraham used to live
to find a wife for Isaac.



Serving with Joy
On the back, draw or write the names
of the people in your family.