ENDURING FAITH™
Sunday School • Midweek
Bible Curriculum

ONE-ROOM STUDY GUIDE

Unit 3: Jesus Teaches His Church



HOW TO USE THIS GUIDE

THE ONE-ROOM CLASSROOM

This guide was created for leaders who teach multiple ages in one classroom. Options for younger and older children, size, and ability of your group help you tailor the lessons to your needs. Checkboxes help you choose and prepare the activities for each lesson.

OVERVIEW

The Overview lets you see the biblical foundation of each lesson at a glance. All levels of the Enduring Faith Bible Curriculum share the same Bible Truth, Bible Verse, Law & Gospel, and Scripture Snapshot, allowing families to learn together each week.

LESSON PREP

Use these suggestions for your own Bible study as you prepare to lead this lesson.
Basic: Begin here—read the full Bible text.
More Time: Read the leader devotion, found in the digital resource center.
In Depth: Gain a deeper understanding of the narrative and its context.

SUPPLIES

For This Lesson: Gather only the supplies for the activities you choose to use. You may want to put together a Supply Box of frequently used items to keep on hand. Look below for suggestions of items to include in the Supply Box.
For Every Lesson: Use this checklist as a reminder of items that you may want to have on hand for every lesson.

SUPPLY BOX

The items in the Supply Box are used frequently. Gather them to be prepared for many of the lesson activities.

- ☐ White copy paper, construction paper, tissue paper
- ☐ Crayons, markers, colored pencils, pencils, pens
- ☐ Paint, paint brushes, and smocks
- ☐ School glue, glue sticks, tape, glitter glue
- ☐ Child-friendly scissors, hole punch, stapler
- ☐ Yarn, pom-poms, craft sticks, pipe cleaners
- ☐ Wiggle eyes, beads, buttons, stickers
- ☐ Paper plates, paper lunch bags, paper cups
- ☐ Play dough and tools
- ☐ Poster board or large sheets of paper

LAUNCH

Begin: Use the Opening Worship, the Lesson Opening, and/or music from the digital resource center.
Say: Choose an option to help get children thinking.
Pray: Call upon God's name and ask for His guidance as you study His Word.

LEARN

Tell the Bible Narrative: Two narrative options are provided—one for younger children and one for older children.
Do This: Choose an option to review the lesson.
Talk about It: Choose questions to fit the learning level of your group.
Key Discussion Points: These points guide your discussion and highlight biblical truths.
Christ Connection: This shows how Jesus is central to every lesson.

LIVE

A variety of activity options lets you choose how you will reinforce the Bible truths of the lesson. Choose from crafts, snack, movement, Bible Verse fun, and more. Remember to gather the supplies you will need for each activity option you choose.

LEAVE

Say: This thought sums up the truth of the lesson.
Pray: Give thanks to God for His blessings, love, and new life in Jesus.

DIGITAL RESOURCE CENTER

Additional resources are available in the online digital resource center at **cph.org/digitalcontent**. Ask your coordinator for access to the materials in the online digital resource center.

PLANNING PAGES

See Planning Pages for Leader Devotions, Order of Opening Worship, and Lesson Openings.

MUSIC RESOURCES

Ask your coordinator for access to music for each unit.

ENDURING FAITH PAGES

Enduring Faith Pages provide a reproducible take-home resource that gives a summary of each Bible lesson and provides suggestions for "taking home" Bible truths from the lesson. Each page also has an illustrated version of the day's Bible Verse, perfect for coloring.

DOWNLOADABLE ACTIVITY PAGES

Each lesson has an extra activity page that can be downloaded and photocopied.

Enduring Faith™. © 2019 Concordia Publishing House. Scripture: ESV®.
Permission granted to purchaser to reproduce this page for use in educational settings. 433140.

ENDURING FAITH™
Sunday School • Midweek
Bible Curriculum

ONE-ROOM
Unit 3
STUDY GUIDE
Lesson 1

A MERCY-FULL MESSAGE

The Good Samaritan
Luke 10:25–37
AD 31

OVERVIEW

BIBLE TRUTH
Jesus loves us and helps us love others.

BIBLE VERSE
We love because He first loved us. 1 John 4:19

LEARNER GOAL
I understand that Jesus loves me and helps me to love and care for my neighbor.

LAW & GOSPEL
We fail to obey Jesus' command to "love your neighbor as yourself" (Matthew 22:39).
In love, Jesus forgives our disobedience and enables us to love others.

SCRIPTURE SNAPSHOT
Jesus tells the famous parable of the Good Samaritan, who risks his own life to help a Jewish man whose peril was ignored by his own countrymen. In telling the parable, Jesus answers the question "Who is my neighbor?" for His followers as He challenges us to "go, and do likewise" (v. 37). We also ask, "Who is the Good Samaritan?" Jesus rescues us, dead in our sin, even when we were enemies of God.

LESSON PREP

BASIC Read Luke 10:25–37 and study notes in *The Lutheran Study Bible*.
MORE TIME Read the leader devotion, found in the digital resource center.
IN DEPTH Read the article "God's Care and Miracles" in *TLSB*, page 1674.

SUPPLY LIST

FOR THIS LESSON

- ☐ Small heart stickers
- ☐ Permanent marker
- ☐ First aid items
- ☐ Ball of yarn
- ☐ Toy cars
- ☐ Masking tape
- ☐ M&Ms, pretzels, raisins, four bowls
- ☐ Digital device

FOR EVERY LESSON

- ☐ Bible
- ☐ Device with prepped music
- ☐ Copies of downloadable activity page
- ☐ Copies of Enduring Faith Page
- ☐ Supply Box

Enduring Faith™. © 2019 Concordia Publishing House. Scripture: ESV®.
Permission granted to purchaser to reproduce this page for use in educational settings. 433140.

LAUNCH

Plan your lesson by reading through the options in each section. Choose the activities that will best fit your learners, and mark those boxes to guide you as you teach the lesson.

BEGIN

☐ Follow the Order of Opening Worship, use the Lesson Opening, or do both (part of the planning resources in the digital resource center).

☐ Sing songs using music found in the digital resource center, or sing your own favorite songs.

SAY

☐ **Jesus loves us so much He died on the cross and rose for us. He forgives our sins. He helps us show love for others.**

☐ **When you're having the worst day ever, you want someone to help you, right? But what if no one will help? How does it feel when someone finally does help? In our Bible narrative today, we're going to learn about a guy who was having a pretty bad day.**

PRAY

Dear Jesus, thank You for loving us. Help us to listen and to learn how to be a good friend and show love for others. Amen.

LEARN

Show your Bible, and remind the children that all the stories in God's Word are true.

TELL THE BIBLE NARRATIVE

Choose one of the options on the next page to tell the Bible narrative.

DO THIS!

Use one or both of the following activities to talk about the Bible narrative after you've read it.

☐ **FOR CHILDREN WHO ARE YOUNGER** Say, **After Jesus told the story about the Good Samaritan, He asked, "Which man showed he was a good neighbor to the man who was hurt? Which man was loving and kind?" What would you answer?** Accept answers. **Jesus wants us to be loving and kind too. He wants us to use our hands and hearts to show love.** Put a heart sticker on the hand of each child. **Sometimes we don't act loving and kind though, do we? When we do bad things, we ask Jesus to forgive us and help us do better. Jesus is our Good Samaritan. He changes our hearts and lives. He forgives our sins and helps us live as His children. The Bible tells us, "We love because He first loved us."** Say it together, then use a marker to draw a cross on each heart.

☐ **FOR ACTIVE LEARNERS** As you read or review the story, have your students hold up an unhappy-face paper plate when you come to a part that merits a sad face and hold up a happy-face paper plate when the story merits a happy face. To get students more active, have them stand up.

TALK ABOUT IT

Choose the questions that best fit the learning level of your group.

☐ What happened to the hurt man?

☐ How can we show love to people in our lives? Why would we want to?

☐ What does Jesus want us to learn from the story He told?

KEY DISCUSSION POINTS

Guide discussion using these key points.

- Samaritans were despised by the Jews. They were seen as enemies, so it would have been a big deal for a Jew to be helped in such a generous way by a Samaritan.
- Jesus shows us that our neighbors are the people who are near us, as well as those throughout the world who need our care.
- It's easy to turn this lesson into a lesson about the Law, about how we should help our neighbor. And yes, God does call us to love our neighbor, but that's not the whole story. Remember, we are not the Good Samaritan in this story; Jesus is. We can love our neighbor only because we have first been rescued from our own deadly condition. This is a story of merciful rescue first.



CHRIST CONNECTION

Jesus, the true Good Samaritan, has saved us from sin, death, and the devil.

Enduring Faith™. © 2019 Concordia Publishing House. Scripture: ESV®.
Permission granted to purchaser to reproduce this page for use in educational settings. 433140.

BIBLE NARRATIVE FOR YOUNGER CHILDREN

STORYTELLING DIRECTIONS: As you read the story Jesus told about the Good Samaritan, have children do the actions.

When Jesus lived on earth, He taught people about God's love and healed people. Many people came to listen to Jesus. One day, a man asked Jesus, "What do I have to do to get to heaven?"

Jesus pointed the man to God's Word. He asked, "What does the Bible say?"

The man answered, "You must love God with all your heart and your neighbor as yourself." Then the man asked, "But who is my neighbor?"

Jesus answered this question by telling a story about a man who was walking on a dangerous road.

A man walked down the road to Jericho. (*Walk in place.*) Some robbers jumped out from behind a rock. (*Jump.*) They hit the man and took his things, and then they ran away. (*Run in place.*) They left the man hurt and bleeding. He felt so bad he couldn't walk. (*Hold your head.*)

Along came a priest. He worked in the temple-church. Surely, he would help! (*Nod head yes.*) But no. He just kept walking down the road. (*Walk in place.*)

Another man came by. He worked at the temple-church too. Would he help? (*Put hands up in question.*) No, he just kept walking too. (*Walk in place.*)

Finally, a man came with a donkey. Clip clop, clip clop. (*Pat legs in clip clop pattern.*) This man was from a country called Samaria. The people from Samaria and the people from the hurt man's country did not like each other. But the man from Samaria felt sorry for the hurt man, so he stopped. (*Say "hooray!"*)

He rubbed some oil on the hurt man's wounds. (*Rub arms.*) He put bandages on his sores. Then he put the hurt man on his donkey and took him to a safe place. Clip clop, clip clop. (*Pat legs in clip-clop pattern.*) In the morning, the man from Samaria had to leave. But he gave some money to the man who owned the inn where they had stayed. He said, "Please take care of the hurt man until I come back."

After Jesus told this story, He asked, "Who was a kind neighbor?"

Someone listening said, "The one who helped the hurt man."

Jesus said, "I want you to be a kind and loving neighbor too."

Jesus told this story to teach about God and His love. The Samaritan showed loved for the hurt man and cared for him. Jesus wants us to show love for others and care for them too. The man from Samaria helped the hurt man even though he was from a different country and didn't even know him! Jesus came to help us in an even better way. He rescued us from the hurt of sin by dying on the cross for us and rising again. He forgives us and helps us to love others.

BIBLE NARRATIVE FOR OLDER CHILDREN

A lawyer asked Jesus what a person had to do to get into heaven.

Jesus asked him, "What is written in the Law?" Jesus was talking about God's Ten Commandments.

The lawyer answered, "You shall love the Lord your God with all your heart and with all your soul and with all your strength and with all your mind, and your neighbor as yourself." These are God's words that show how to keep His Ten Commandments.

Jesus told him, "You have answered correctly; do this, and you will live."

The lawyer was proud. Maybe he didn't love all people as much as he loved himself, but if only certain people counted as his neighbor, he could certainly get into heaven on his own. He asked Jesus, "Who is my neighbor?"

So Jesus told a story about a Jewish man who was walking down the road from Jerusalem to Jericho. Thieves beat him, stole his clothes and possessions, and left him half dead. This poor man was going to die unless someone stopped and helped him.

Two Jewish leaders went by—a priest and a Levite. Both of them saw the beaten man, but they walked to the other side of the road and passed by like they had never seen him. Then a Samaritan came along. The Jews hated the Samaritans and treated them badly. But when this Samaritan looked at the dying Jewish man, he felt sorry for him, and he stopped to take care of him.

Jesus asked the lawyer, "Which of these three, do you think, proved to be a neighbor to the man?" The lawyer said it was the Samaritan because he stopped to take care of him. Jesus told him to go and do the same: treat every single person as if he or she were his neighbor—even people he didn't like and people who didn't like him.

Some people hear this parable of the Good Samaritan and think Jesus was teaching that if we just love people and treat everyone like our neighbor, we can get to heaven without faith in Him. But He was showing that none of us keeps God's rules. None of us loves God more than everything else, and none of us loves every other person as much as we love ourselves. The only way we can be saved is by trusting in Jesus, who loved every one of us enough to take our sins and die on the cross in our place.

Enduring Faith™. © 2019 Concordia Publishing House. Scripture: ESV®.
Permission granted to purchaser to reproduce this page for use in educational settings. 433140.

LIVE

Choose from the following activities and crafts to help connect Bible learning to life.

☐ First Aid Kits



Check with your local Red Cross, homeless shelter, or food bank to find out specifications for first aid supplies that are needed. Help your students make first aid kits to share. Include today's Bible verse. To extend this lesson further, send a note home requesting donations of needed items and assemble next week.

☐ Who Is My Neighbor?



Children sit in a circle. Ask, **Who is your neighbor?** Accept answers. **Your neighbor is the person next to you. Shake hands! Your neighbor can be someone far away too. Jesus says our neighbor is anyone who needs our help and care.** Hold the end of a ball of yarn and toss the ball to a child. Have that child hold the yarn and toss the ball to someone else. Continue till everyone is connected. Say, **We made a friendship web! How can we show love to others?**

☐ Neighborhood Map

Put a large sheet of paper on the table. Have children work together to draw streets, trees, parks, houses, and other buildings. They can put toy cars on the streets. Comment on how they are using their hands to work together to make a neighborhood. Say, **Jesus wants us to show love and kindness to others. Who are some people in your neighborhood? What can you do to show Jesus' love to them?**



☐ Be a Helper

Tape a strip of masking tape on the floor. Ask each child to walk, one foot in front of the other, trying to stay on the line. It's not easy! Then pair up children and have one child walk, holding onto another's hand. Talk about how it was easier to balance with a helper. Say, **Jesus helps us look for people who need help and show love for them, just as He shows love for us.**

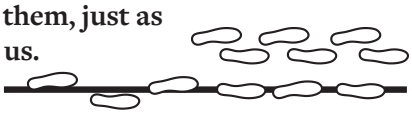

☐ Share a Snack

Put M&Ms, pretzels, and raisins in three separate bowls. Tell children you are going to make trail mix, but they need to work together to mix and share. Have children scoop items into one big bowl, then give everyone a scoop of the trail mix on a plate or napkin. Talk about how sharing and helping one another makes it more fun. (Be mindful of food allergies when serving snacks.)



☐ Big Heart



Draw (or cut out from a sheet of red construction paper) and decorate a big heart. Think of specific people who need help, and write their names inside the heart. Consider asking your pastor for a list of people he visits who cannot leave their homes because of chronic conditions. Pray for all the people that you've listed in the heart.

☐ Good Samaritan Research

Together with your class, do an online search of the term "Good Samaritan." Count how many times this term is associated with a hospital. Why is this a good name for a hospital? Talk about professions that care for people who are hurt. Pray for the workers who care for sick or injured people.

SEARCH **Good Samaritan**

LEAVE

SAY

Just as the Samaritan loved and rescued the injured man, Jesus loves and rescues us. Jesus also helps us to love others. Because we have received so much love from Jesus, we want to share that love with others.

PRAY

Dear Jesus, thank You for being our Savior and rescuing us from our sinful condition. Help us to share Your love by serving our neighbor. In Your name we pray, Jesus. Amen.

Enduring Faith™. © 2019 Concordia Publishing House. Scripture: ESV®.
Permission granted to purchaser to reproduce this page for use in educational settings. 433140.

ENDURING FAITH™
Sunday School • Midweek
Bible Curriculum

ONE-ROOM
Unit 3
STUDY GUIDE
Lesson 2

A PRAYER LESSON

The Lord's Prayer
Luke 11:1–13
AD 31

OVERVIEW

BIBLE TRUTH
Jesus teaches us to pray.

BIBLE VERSE
Pray for one another. James 5:16

LEARNER GOAL
I understand that Jesus teaches me to pray and promises that God hears and answers our prayers.

LAW & GOSPEL
We neglect the gift of prayer, failing to look to God our Father for all things.
Jesus teaches us to pray, promising that the Father hears and answers all our prayers.

SCRIPTURE SNAPSHOT
With Jesus' disciples, we, too, implore, "Lord, teach us to pray" (v. 1). Jesus teaches His disciples—and all humankind—the prayer used throughout the Church to this day. Jesus follows His instruction with a parable illustrating how our heavenly Father unfailingly hears all our prayers.

LESSON PREP

BASIC Read Luke 11:1–13 and study notes in *The Lutheran Study Bible*.
MORE TIME Read the leader devotion, found in the digital resource center.
IN DEPTH Read through the sections on the Lord's Prayer in *Luther's Small Catechism with Explanation* (2017) for more detail on this essential teaching.

SUPPLY LIST

FOR THIS LESSON

- ☐ Clay or salt dough
- ☐ Pony beads in blue, white, purple, green, brown, red, yellow, and gold
- ☐ Pipe cleaners
- ☐ Strips of colored paper
- ☐ Pretzel twists
- ☐ Digital device

FOR EVERY LESSON

- ☐ Bible
- ☐ Device with prepped music
- ☐ Copies of downloadable activity page
- ☐ Copies of Enduring Faith Page
- ☐ Supply Box

Enduring Faith™. © 2019 Concordia Publishing House. Scripture: ESV®.
Permission granted to purchaser to reproduce this page for use in educational settings. 433140.

LAUNCH

Plan your lesson by reading through the options in each section. Choose the activities that will best fit your learners, and mark those boxes to guide you as you teach the lesson.

BEGIN

☐ Follow the Order of Opening Worship, use the Lesson Opening, or do both (part of the planning resources in the digital resource center).

☐ Sing songs using music found in the digital resource center, or sing your own favorite songs.

SAY

☐ **I'm glad you are here to learn more about our friend and Savior, Jesus! Today, we'll hear how Jesus taught His friends a special prayer. Let's talk to God now.** Ask children for prayer requests. Have children echo words.

☐ **When you need or want something from your parents or caregivers, what is the best way to get it? How do they respond when you ask for things? What happens if you never ask for things?**

PRAY

Dear Jesus, we love You. Please take our sins away. Make us kind and make us strong. Thank You for listening when we pray. Amen.

LEARN

Show your Bible, and remind the children that all the stories in God's Word are true.

TELL THE BIBLE NARRATIVE

Choose one of the options on the next page to tell the Bible narrative.

DO THIS!

Use one or both of the following activities to talk about the Bible narrative after you've read it.

☐ **FOR CHILDREN WHO ARE YOUNGER** As you reread the narrative to students, have them trace around their hands on a large piece of drawing paper. Inside the hands, draw or write a list of things to be thankful for—gifts that their heavenly Father has given them. Then list or draw things they want to pray about.

☐ **FOR CHILDREN WHO ARE OLDER** Have students look up the corresponding passage to this one in **Matthew 6:7–14**. In pairs or a small group, help them compare and contrast the two passages. Talk about why they might be different.

TALK ABOUT IT

Choose the questions that best fit the learning level of your group.

☐ What do Jesus' disciples want Him to do?

☐ What prayer does Jesus teach them?

☐ Prayer is a conversation with God. When are some times you pray? What are some things that you pray for?

☐ Does God always answer our prayers? How?

KEY DISCUSSION POINTS

Guide discussion using these key points.

- Remind students that as much as their parents love them and want to give them good things, their heavenly Father loves them beyond measure and wants to give them so much more—the gift of the forgiveness of sins and eternal life with Him.
- God always answers prayers. Sometimes He says yes. Sometimes He says no. Sometimes He says wait. God may not always give us what we want, but He always gives us what we need in Jesus.



CHRIST CONNECTION

Christ, the very one who taught us to pray, is the One who has provided for all our spiritual needs through the cross.

Enduring Faith™. © 2019 Concordia Publishing House. Scripture: ESV®.
Permission granted to purchaser to reproduce this page for use in educational settings. 433140.

BIBLE NARRATIVE FOR YOUNGER CHILDREN

STORYTELLING DIRECTIONS: As you read the story, have children fold hands in prayer as indicated.

Jesus often talked to His Father in heaven. When He was a young boy just as old as you, He prayed at home. He thanked God for His food. He prayed when He went to bed and when He woke up. He prayed when He was helping and playing.

When Jesus was a grown-up man, He liked to go to quiet places by Himself and talk to God too. He prayed for His friends. He prayed for sick people. He prayed for people who had problems. He prayed for people everywhere.

One day, Jesus' helpers said, "Let's ask Jesus to teach us how to pray." So they went to Jesus and said, "Lord, teach us to pray."

Jesus taught them to pray the Lord's Prayer. It is called that because Jesus is our Lord and He taught this prayer to His friends. This prayer is for you and me too.

Jesus told His friends, "God, your Father in heaven loves you very much. He is happy when His children talk to Him. He listens to your prayers and wants you to pray for what you need. Most parents like to give their children good things. God, your Father in heaven, does too. So when you pray to God, say (*fold hands in prayer*), 'Our Father in heaven. May Your name be holy.'" God wants us to keep His name special and use it to pray to Him and praise Him.

Next, Jesus told His friends to pray (*fold hands in prayer*), "Your kingdom come." God is ruler over all. We want Him to rule over our hearts and lives too. We want His kingdom to spread throughout the world so everyone hears that Jesus is the Savior of the world.

Jesus also said to pray (*fold hands in prayer*), "Give us each day our daily bread." This means more than just bread. God wants us to ask Him for everything we need each day, like food and clothes and a home, good health, and our family.

God gives us what we need, and what we need most is forgiveness. So Jesus told His friends (*fold hands in prayer*), "Tell God how sorry you are for the bad things you have done and say, 'Forgive us our sins.' Ask Him to help you turn away from temptation and follow what He wants you to do."

Jesus' helpers were glad that Jesus taught them how to pray. They said, "We're glad that we're God's children and that we can talk to our Father in heaven anytime and anywhere."

You are God's child too. He wants you to pray to Him and ask Him for the things you need too. Sometimes He says yes. Sometimes He says no. Sometimes He says wait. But He always listens and answers in the way that is best. You can thank Him for His love and tell Him how much You love Him too.

BIBLE NARRATIVE FOR OLDER CHILDREN

Jesus prayed a lot. He prayed when He woke up in the morning, before and after He ate, and when He went to bed. Jesus got up early some mornings to pray—and stayed up really late some nights.

One day after Jesus was finished praying, His disciples asked Him, "Lord, teach us to pray." Jesus taught them a special prayer. Jesus started by saying, "When you pray, say:

"Father, your name is holy.
Your kingdom come.
Give us what we need to eat every day.
Forgive our sins and help us to forgive those who have sinned against us.
Help us to say no when we are tempted to sin."

Then Jesus talked to His disciples about God the Father and how much our God loves us and wants to give us good things.

Jesus told a story about how if our friends came to our house in the middle of the night and wanted something to eat because they had no food, we would get up and give them what they wanted.

And that when a child asks his father for a fish to eat, the father does not give the child a snake instead. When the child asks for an egg, the father doesn't give him or her a scorpion!

If earthly fathers, who are born with sin, give their children good things, how much more our heavenly Father, who is perfect and loves us more than we can imagine, will give us all good things.

God wants us to pray to Him and ask for what we need. God will answer our prayers. Jesus told the disciples and He tells us, too, that we are to seek God's will and we will find it. Knock and the door to heaven will be opened. Jesus tells us that God will fill us with the Holy Spirit.

God loves us so very much and wants to hear our prayers. He gave us the prayer we call the Lord's Prayer to help us know how to come to Him in prayer.

Enduring Faith™. © 2019 Concordia Publishing House. Scripture: ESV®.
Permission granted to purchaser to reproduce this page for use in educational settings. 433140.

LIVE

Choose from the following activities and crafts to help connect Bible learning to life.

☐ Praying Hands

Give children a lump of clay or salt dough (find recipes online). Help them flatten it and make their handprints, keeping their fingers together to look like praying hands. Air-dry or bake it in an oven. Talk about how we often fold our hands to pray. Say, **We can pray anywhere and anytime. God promises to hear our prayers!**



☐ Prayer Bracelet



Give children a blue, white, purple, green, brown, red, yellow, and gold (or silver) pony bead to thread on a pipe cleaner, and twist ends to make a bracelet. Say, **These beads remind us of things we pray for in the Lord's Prayer.** Blue: **Our Father in heaven.** White: **God is holy.** Purple: **Jesus is our King.** Green: **God's will on earth.** Brown: **God gives us daily bread.** Red: **Jesus died for our sins.** Yellow: **God protects us from evil.** Gold: **God is great, forever and ever!**

☐ Sleep, Sleep, Wake



Children sit in a circle with their heads on their hands, pretending to be asleep. One child walks around the circle, tapping the heads and saying, "Sleep," each time. When ready, she taps a child and says, "Wake." That child runs around the circle after the first one, trying to catch her before she takes his spot. Repeat with the new player. Say, **God is with us when we are awake or asleep. He always listens to our prayers and answers them.**

☐ Bible Verse Prayer Chain

Read the verse from **James 5:16**. Say, **God tells us in His Word**:

Pray *Fold hands.*
for one another. *Point to children.*



Talk about people we can pray for. Write prayer suggestions on strips of colored paper. Link together into a prayer chain to use at the closing.

☐ Pretzel Prayer Snack

Serve pretzel twists. Show children how a pretzel can look like a hug or arms crossed in prayer. Tell them that whenever they eat a pretzel, they can remember to pray! Say a snack prayer together.



☐ Sign-Language Prayer

Look up a video of an American Sign Language version of the Lord's Prayer online. Help students learn this prayer in sign language. Explain that some people who can't pray out loud with their voices use sign language speak to God with their hands.





☐ Prayer Journal

Help students create a prayer journal with white sheets of paper folded in half. For a cover, use a piece of construction paper folded over the outside. Staple together. Children can decorate the cover and write "My Prayer Journal." Use a paper punch to make a hole in the fold and tie with yarn to use as a bookmark.



LEAVE

SAY

How wonderful that Jesus Himself teaches us to pray and assures us that God keeps His promise to answer our prayers.

PRAY

Dear heavenly Father, You are the good and gracious giver of all good things. Thank You for the gift of prayer. Thank You for giving us the Holy Spirit to help us believe. Thank You for always answering our prayers. In Jesus' name we pray. Amen.

Enduring Faith™. © 2019 Concordia Publishing House. Scripture: ESV®.
Permission granted to purchaser to reproduce this page for use in educational settings. 433140.